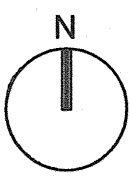


A1 SIZE - 594mm x 841mm

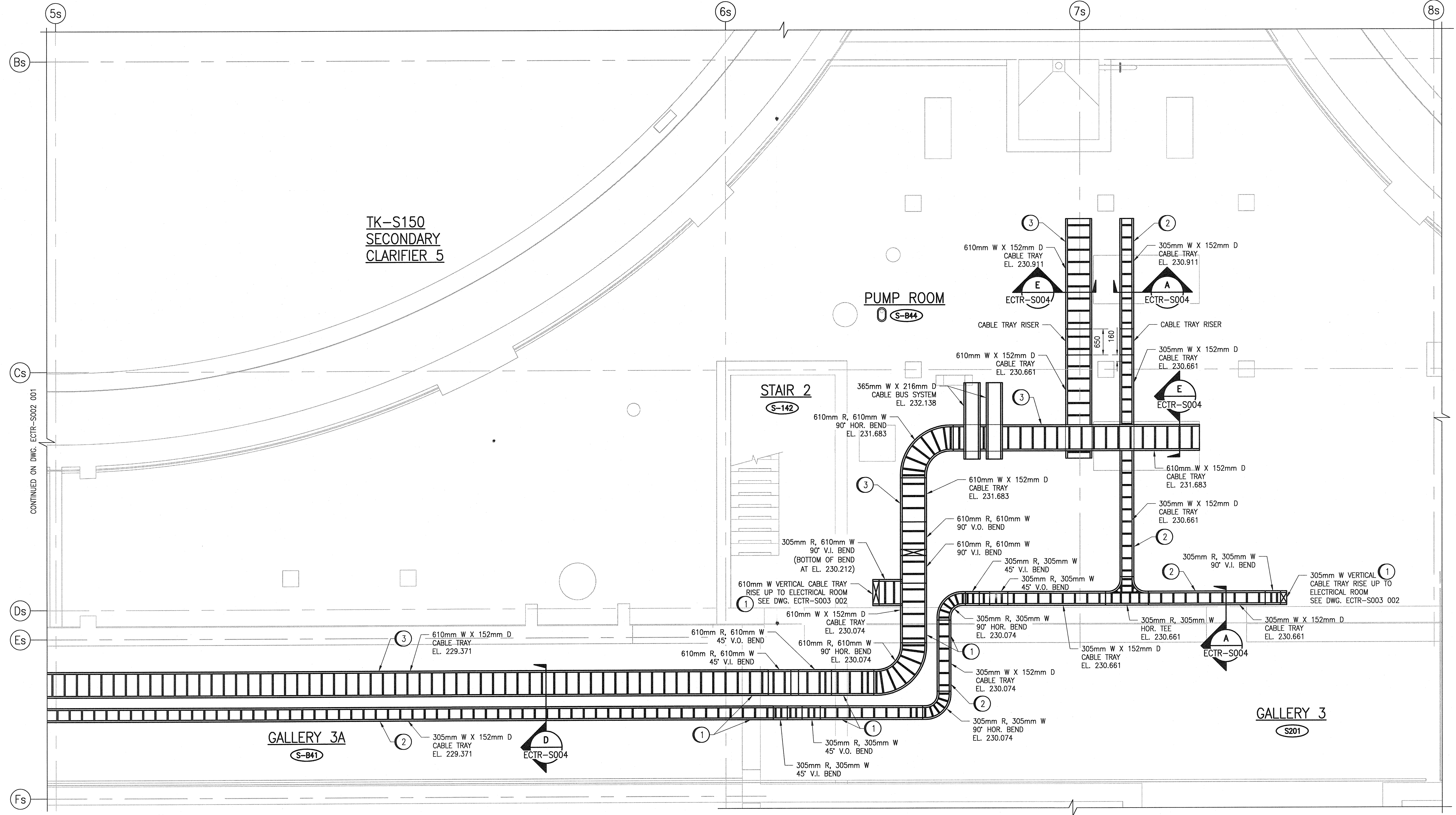
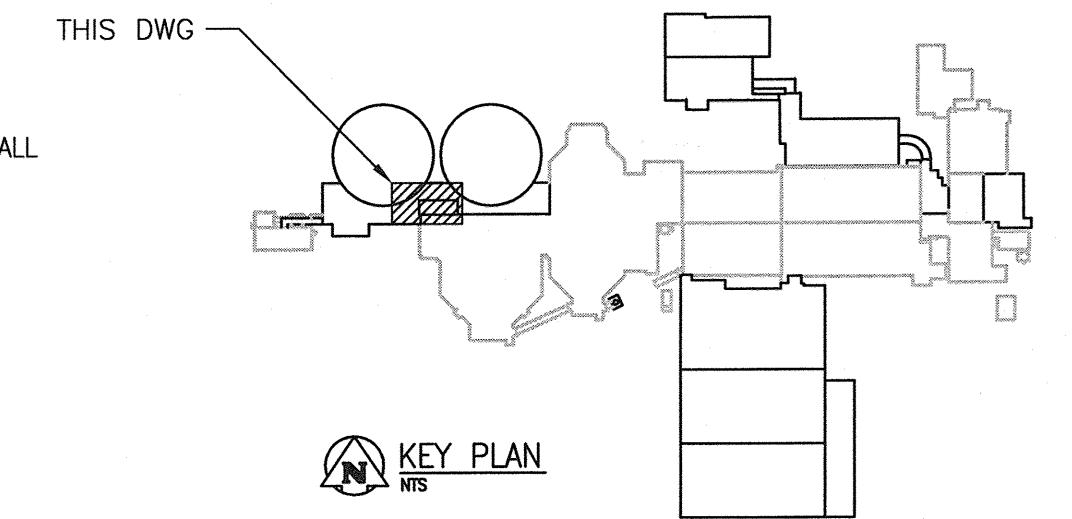


GENERAL NOTES:

1. REFER TO DWG. ECTR-S002 001 FOR GENERAL NOTES.

SPECIFIC NOTES:

- 1 PROVIDE FIRE RATED ASSEMBLY AND SEAL ALL CABLES PENETRATING THE WALL OR FLOOR TO SEPARATE THE AREAS.
- 2 CABLE TRAY DEDICATED FOR CONTROL AND INSTRUMENTATION CABLES.
- 3 CABLE TRAY DEDICATED FOR MISCELLANEOUS 600VAC AND 120VAC POWER CABLES.




PARTIAL BASEMENT PLAN
SCALE: 1 : 50



CH2MHILL.

SNC-LAVALIN
DESIGNED BY: S. JUGANAS
DRAWN BY: M.J. PERSSON
DATE: 2015/10/26
CONSULTANT NO.: 474248

ENGINEER'S SEAL



THE CITY OF WINNIPEG
Winnipeg WATER AND WASTE DEPARTMENT

SOUTH END WATER POLLUTION CONTROL CENTRE
SEWPCC UPGRADING/EXPANSION PROJECT
ELECTRICAL - CABLE TRAY LAYOUT
SECONDARY CLARIFIERS 4 AND 5
BASEMENT PLAN

CITY DRAWING NUMBER	SHEET	REV.	SIZE
1-0102-ECTR-S002	002	00	A1

1-0102-ECTR-S004	SECTIONS AND DETAILS	DESCRIPTION
REFERENCE DRAWINGS		

00	ISSUED FOR TENDER - B.O. 899-2015	01/2016	SLJ	DEB
NO.	REVISIONS	DATE	DESIGN	CHECK

PLOT DATE: Jan 27, 2016 - 11:11am

FILE NAME: 1-0102-ECTR-S002-002.dwg

LAST SAVE: 2016/01/27 - 11:11am
PATH: C:\pw_workdir\ch2mhill\0356519\1-0102-ECTR-S002-002.dwg

CONTINUED ON DWG. ECTR-S002 001