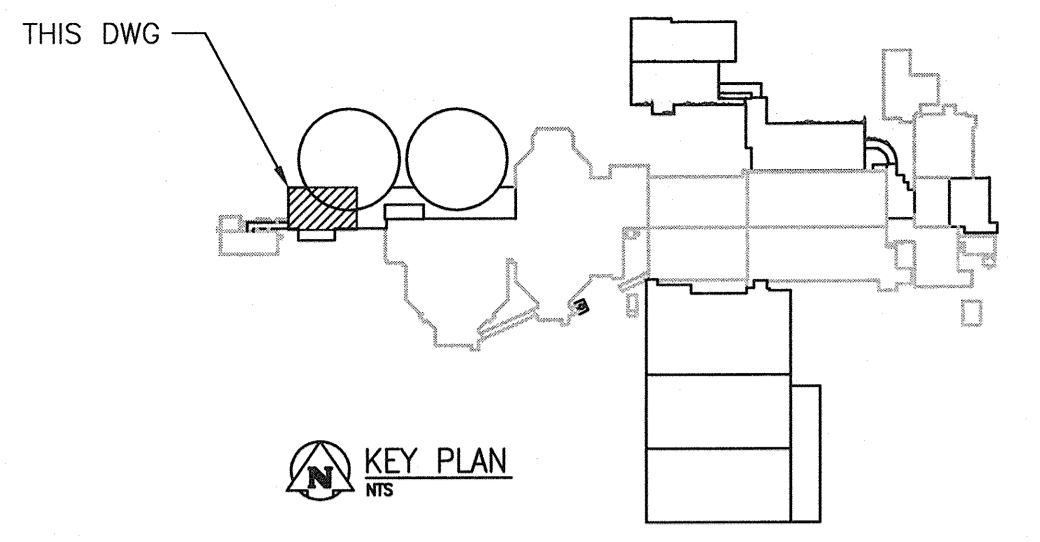
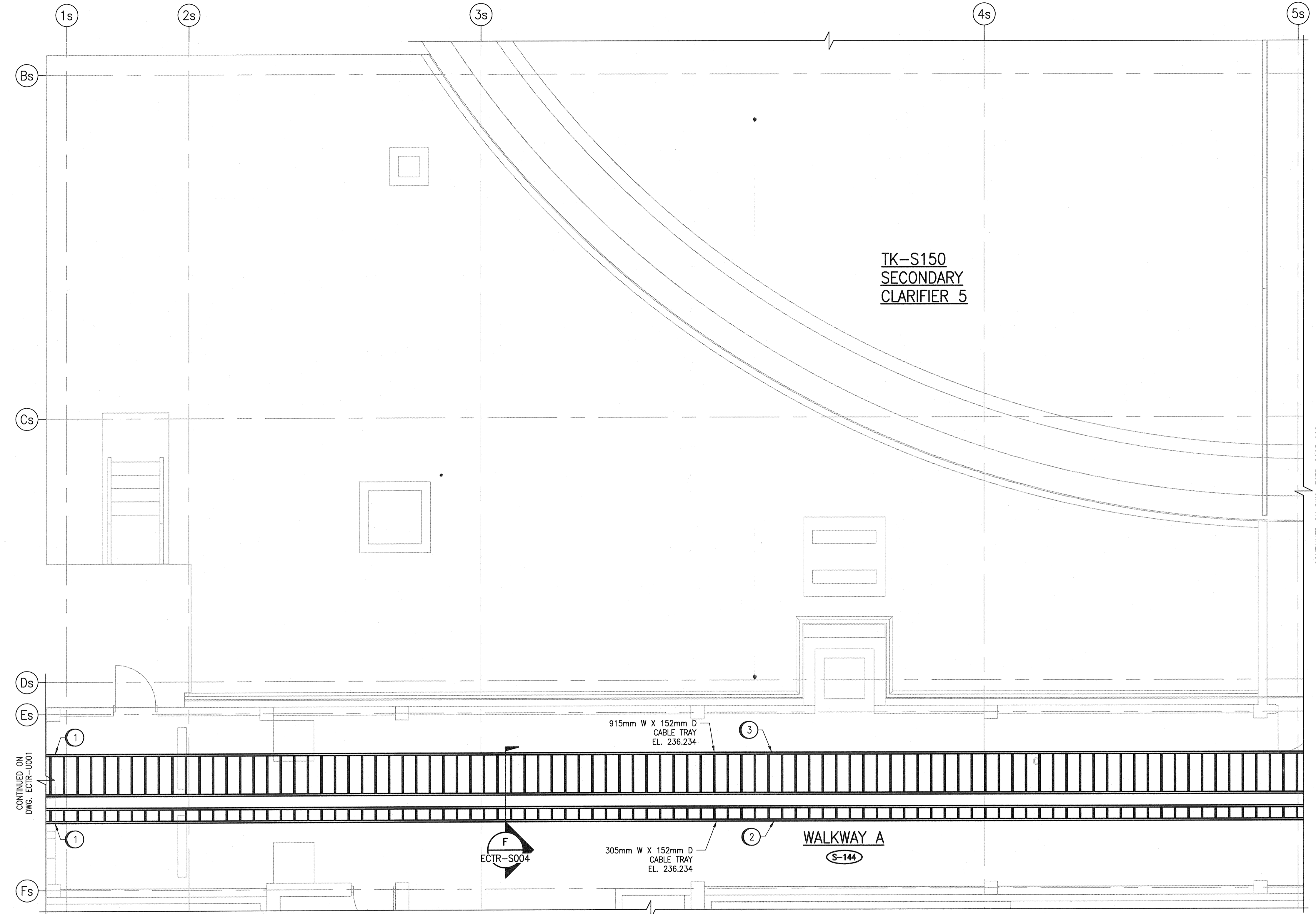
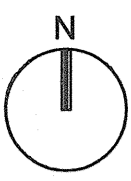


A1 SIZE - 594mm x 841mm



GENERAL NOTES:

- 1. REFER TO DWG. ECTR-S002 001 FOR GENERAL NOTES.

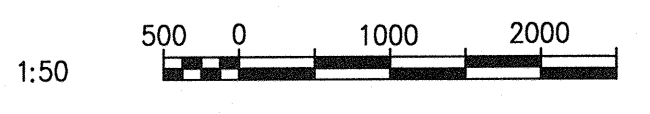
SPECIFIC NOTES:

- 1 PROVIDE FIRE RATED ASSEMBLY AND SEAL ALL CABLES PENETRATING THE WALL OR FLOOR TO SEPARATE THE AREAS.
- 2 CABLE TRAY DEDICATED FOR CONTROL AND INSTRUMENTATION CABLES.
- 3 CABLE TRAY IS DEDICATED FOR 600V MAIN POWER CABLES C-U710 & C-U720 AND MISCELLANEOUS 600VAC & 120VAC POWER CABLES. REFER TO SINGLE LINE DWG. ESLD-S005 AND ESLD-S006 FOR DETAILS ON CABLES C-U710 & C-U720.

PARTIAL GROUND FLOOR PLAN
SCALE: 1 : 50

LAST SAVE: 2016/01/27 - 11:13am
PATH: C:\p_w\workdir\ch2mhill\wbg\mp006714\0356519\1-0102-ECTR-S003-001.dwg

1-0102-ECTR-S004	SECTIONS AND DETAILS
REFERENCE DRAWINGS	DESCRIPTION



00	ISSUED FOR TENDER - B.O. 899-2015	01/2016	SLJ	DEB
NO.	REVISIONS	DATE	DESIGN	CHECK

CH2MHILL
SNC-Lavalin

DESIGNED BY: S. JUGANAS
DRAWN BY: MJ. PERSSON
DATE: 2015/10/26

CHECKED BY: D. BECKER
APPROVED BY: E. RYCZKOWSKI
BY: T. TURZAK
DATE: 2016/01/29

SCALE: 1:50
ISSUED FOR CONSTRUCTION

CONSULTANT NO.: 474248



THE CITY OF WINNIPEG
WATER AND WASTE DEPARTMENT

SOUTH END WATER POLLUTION CONTROL CENTRE
SEWPPC UPGRADING/EXPANSION PROJECT
ELECTRICAL - CABLE TRAY LAYOUT
SECONDARY CLARIFIERS 4 AND 5
GROUND FLOOR PLAN

CITY DRAWING NUMBER: 1-0102-ECTR-S003
SHEET: 001
REV: 00
SIZE: A1