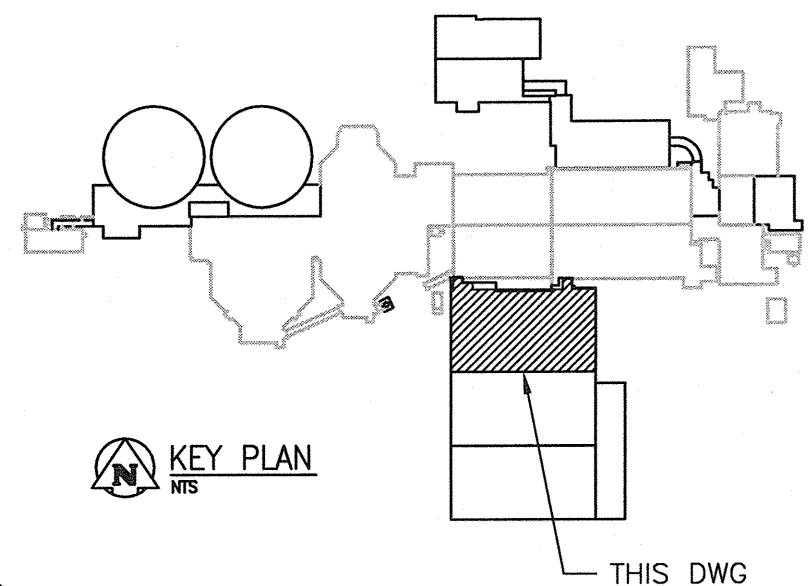
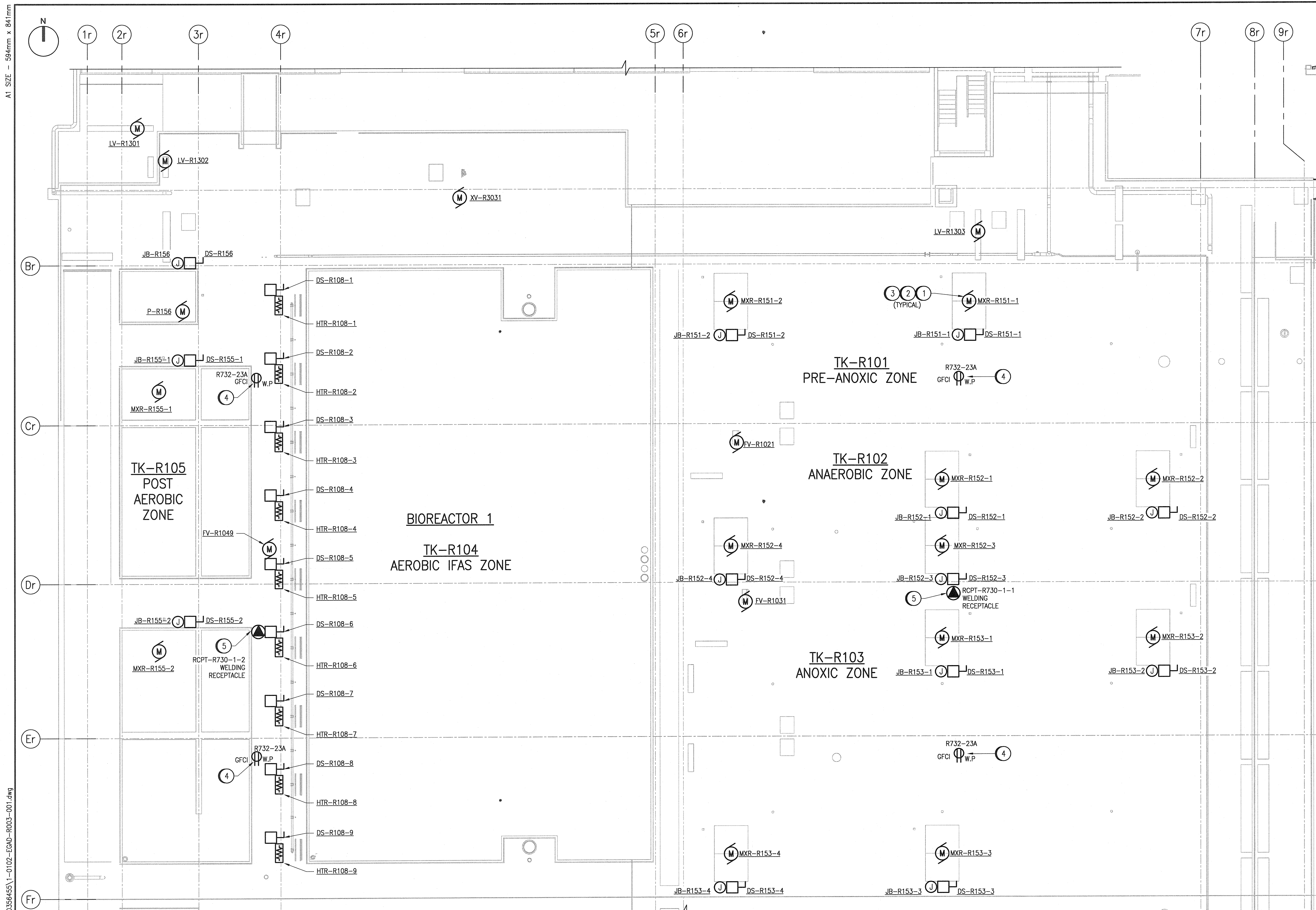


A1 SIZE - 594mm x 841mm

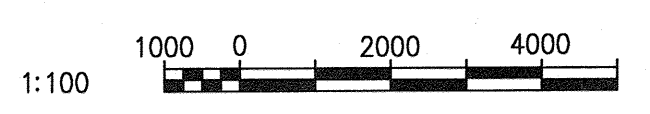


- GENERAL NOTES:**
- REFER TO DWG. EHL-001 AND EHL-002 FOR HAZARDOUS LOCATION PLAN.
 - ALL EXTERIOR EQUIPMENT TO BE WEATHERPROOF CORROSION RESISTANT.

- SPECIFIC NOTES:**
- PRE-FABRICATED CABLE FROM THE MIXERS TO THE DISCONNECT SWITCH TO BE SUPPLIED BY THE MIXER VENDOR. COMMON POWER/INSTRUMENTATION CABLE FROM THE MOTOR TO BE ROUTED THROUGH A J.B. PRIOR TO ENTERING DISCONNECT SWITCH.
 - PROVIDE 41mmø RIGID PVC CONDUIT SLEEVE THROUGH CONCRETE COVER FROM EACH DISCONNECT SWITCH TO ALLOW FOR WIRING TO MIXERS WITHIN THE TANKS.
 - MOTORS ARE LOCATED DOWN BELOW IN THE BIOREACTOR TANK.
 - PROVIDE WEATHERPROOF GFCI 5-15R DUPLEX RECEPTACLE (IN USE TYPE). MOUNT SUPPORTS OR ADJACENT TO DISCONNECT SWITCHES ON CANTRUSS STRUCTURAL STAND AS APPLICABLE. MOUNT AT 1000mm ABOVE FLOOR. WIRE & CONNECT USING MINIMUM 2C, 10 AWG TECK 90. UPSIZE TO 2C, 8 AWG TECK 90 FOR MAIN TRUCK RUN BACK TO PANEL TO ACCOUNT FOR VOLTAGE DROP.
 - PROVIDE 60A RATED WELDING RECEPTACLE (WEATHERPROOF) WITH INTEGRAL DISCONNECT SWITCH FED FROM MCC-R730. FEED ALL BNR WELDING RECEPTACLES ON THE DECK FROM ONE COMMON MCC BUCKET AS INDICATED. MOUNT RECEPTACLES ALONG CABLE TRAY SUPPORTS OR ADJACENT TO DISCONNECT SWITCHES ON CANTRUSS STRUCTURAL STAND AS APPLICABLE. MOUNT RECEPTACLES AT 1200mm ABOVE FLOOR.

CONTINUED ON DWG. EGAD-R003 002

PARTIAL UPPER LEVEL PLAN
SCALE: 1 : 100




NO.	REVISIONS	DATE	DESIGN	CHECK
00	ISSUED FOR TENDER - B.O. 899-2015	01/2016	VE	DEB

CH2MHILL.
SNC-Lavalin
DESIGNED BY: V. ELJMBAN
DRAWN BY: M.J. PERSSON
SCALE: 1:100
DATE: 2015/09/15

KGS GROUP CONSULTING ENGINEERS
CHECKED BY: D. BECKER
APPROVED BY: E. RYCKOWSKI
ISSUED FOR CONSTRUCTION BY: T. TURZAK
DATE: 2016/01/29

CONSULTANT NO.: 474248



THE CITY OF WINNIPEG
WATER AND WASTE DEPARTMENT

SOUTH END WATER POLLUTION CONTROL CENTRE
SEWPCC UPGRADING/EXPANSION PROJECT
ELECTRICAL - POWER LAYOUT
BIOREACTORS/BLOWER BUILDING
BIOREACTOR UPPER LEVEL PLAN

CITY DRAWING NUMBER: 1-0102-EGAD-R003
SHEET: 001
REV: 00
SIZE: A1

LAST SAVE: 2016/01/27 - 2:09pm
PATH: C:\pwworkdir\ch2mhill\ch2mhill_wbg\mp0006714\0356455\1-0102-EGAD-R003-001.dwg

1-0102-EHLC-001	HAZARDOUS LOCATION - GROUND FLOOR PLAN
1-0102-EHLC-002	HAZARDOUS LOCATION - LOWER LEVEL AND BASEMENT FLOOR
1-0102-EGAD-R003 002	POWER LAYOUT - BIOREACTOR UPPER LEVEL PLAN
REFERENCE DRAWINGS	DESCRIPTION