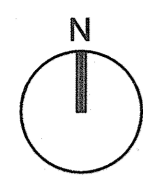


A1 SIZE - 594mm x 841mm

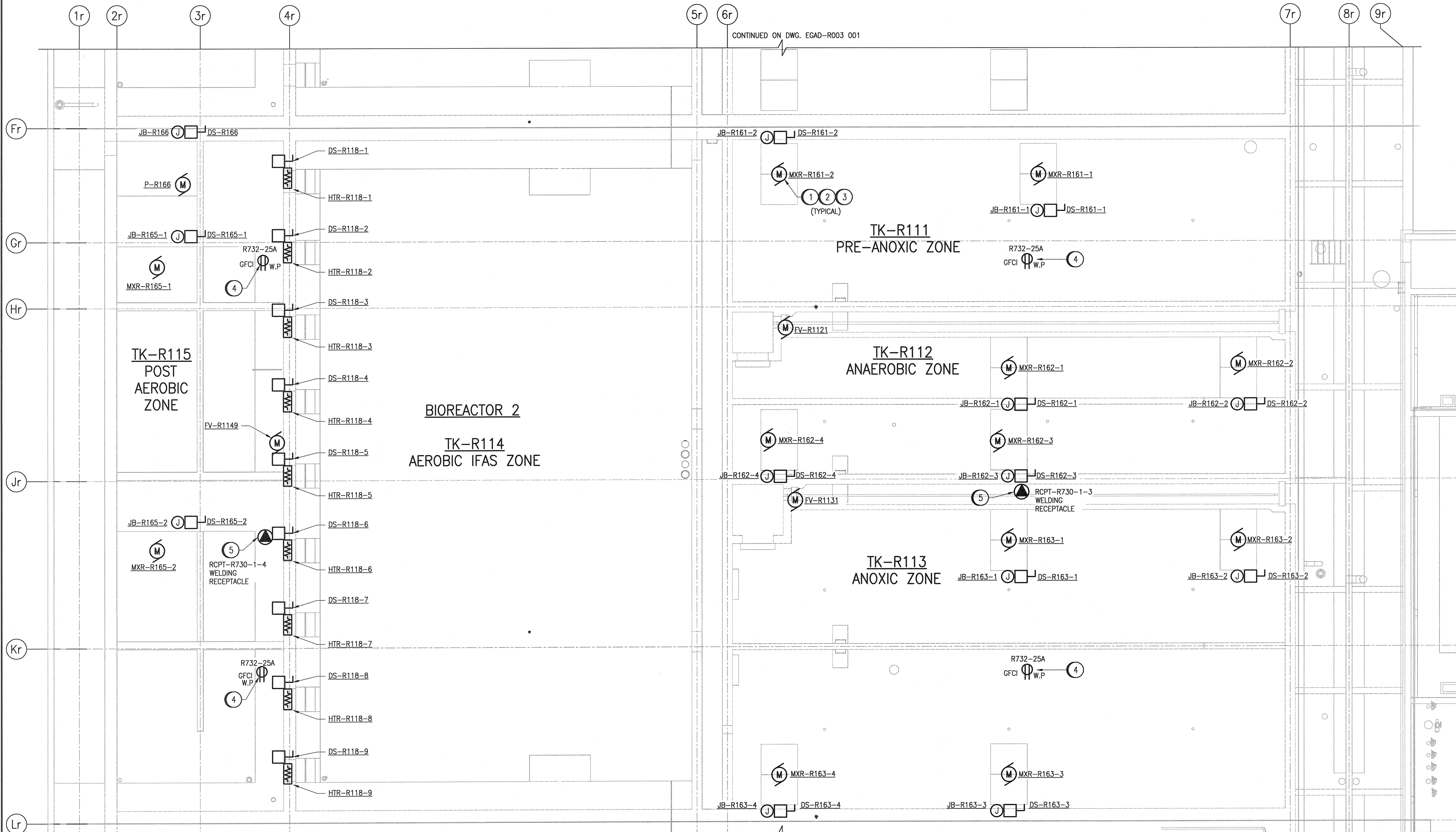
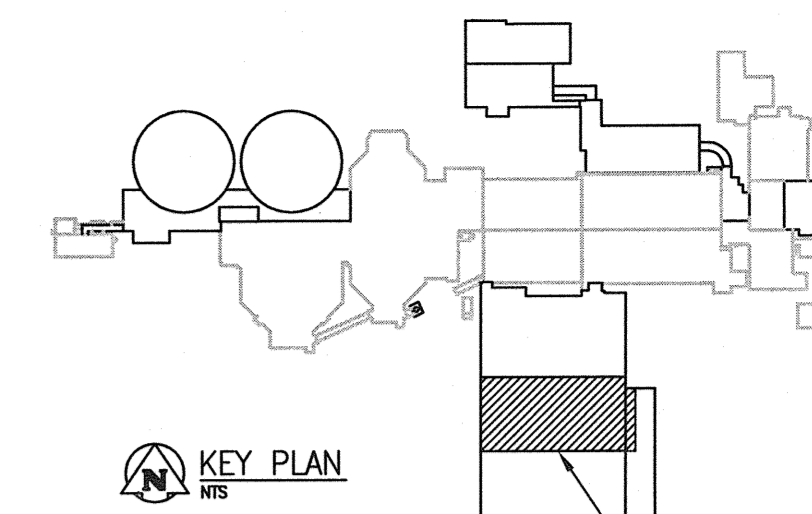


GENERAL NOTES:

- REFER TO DWG. EHLK-R001 AND EHLK-R002 FOR HAZARDOUS LOCATION PLAN.
- ALL EXTERIOR EQUIPMENT TO BE WEATHERPROOF CORROSION RESISTANT.

SPECIFIC NOTES:

- PRE-FABRICATED CABLE FROM THE MIXERS TO THE DISCONNECT SWITCH TO BE SUPPLIED BY THE MIXER VENDOR. COMMON POWER/INSTRUMENTATION CABLE FROM THE MOTOR TO BE ROUTED THROUGH A J.B. PRIOR TO ENTERING DISCONNECT SWITCH.
- PROVIDE 41mmØ RIGID PVC CONDUIT SLEEVE THROUGH CONCRETE COVER FROM EACH DISCONNECT SWITCH TO ALLOW FOR WIRING TO MIXERS WITHIN THE TANKS.
- MOTORS ARE LOCATED DOWN BELOW IN THE BIOREACTOR TANK.
- PROVIDE WEATHERPROOF GFCI 5-15R DUPLEX RECEPTACLE (IN USE TYPE). MOUNT RECEPTACLES ALONG SIDE OF CABLE TRAY SUPPORTS OR ADJACENT TO DISCONNECT SWITCHES ON CANTRUSS STRUCTURAL STAND AS APPLICABLE. MOUNT AT 1000mm ABOVE FLOOR. WIRE & CONNECT USING MINIMUM 2C, 10 AWG TECK 90. UPSIZE TO 2C, 8 AWG TECK 90 FOR MAIN TRUCK RUN BACK TO PANEL TO ACCOUNT FOR VOLTAGE DROP.
- PROVIDE 60A RATED WELDING RECEPTACLE (WEATHERPROOF) WITH INTEGRAL DISCONNECT SWITCH FED FROM MCC-R730. FEED ALL BNR WELDING RECEPTACLES ON THE DECK FROM ONE COMMON MCC BUCKET AS INDICATED. MOUNT RECEPTACLES ALONG CABLE TRAY SUPPORTS OR ADJACENT TO DISCONNECT SWITCHES ON CANTRUSS STRUCTURAL STAND AS APPLICABLE. MOUNT RECEPTACLES AT 1200mm ABOVE FLOOR.



LAST SAVE: 2016/01/27 - 2:11pm
PATH: C:\p_workdir\ch2mhill_wbg\mp0006714\0358465\1-0102-EGAD-R003-002.dwg

REFERENCE DRAWINGS	DESCRIPTION
1-0102-EHLC-R001	HAZARDOUS LOCATION - GROUND FLOOR PLAN
1-0102-EHLC-R002	HAZARDOUS LOCATION - LOWER LEVEL AND BASEMENT FLOOR
1-0102-EGAD-R003 001	POWER LAYOUT - BIOREACTOR UPPER LEVEL PLAN
1-0102-EGAD-R003 003	POWER LAYOUT - BIOREACTOR UPPER LEVEL PLAN

PARTIAL UPPER LEVEL PLAN
SCALE: 1 : 100



00	ISSUED FOR TENDER - B.O. 899-2015	01/2016	WE	DEB
NO.	REVISIONS	DATE	DESIGN	CHECK

CH2MHILL.
SNC-LAVALIN

DESIGNED BY: V. ELJMBAN
DRAWN BY: M.J. PERSSON
SCALE: 1:100
DATE: 2015/09/15

CHECKED BY: D. BECKER
APPROVED BY: E. RYCZKOWSKI
ISSUED FOR CONSTRUCTION BY: T. TURZAK
DATE: 2016/01/29

CONSULTANT NO.: 474248

ENGINEER'S SEAL
PROVINCE OF MANITOBA
E.M. RYCZKOWSKI
Member 4771
REGISTERED PROFESSIONAL ENGINEER
2016/01/27

THE CITY OF WINNIPEG
Winnipeg WATER AND WASTE DEPARTMENT

SOUTH END WATER POLLUTION CONTROL CENTRE
SEWPPC UPGRADING/EXPANSION PROJECT
ELECTRICAL - POWER LAYOUT
BIOREACTORS/BLOWER BUILDING
BIOREACTOR UPPER LEVEL PLAN

CITY DRAWING NUMBER: 1-0102-EGAD-R003
SHEET: 002
REV: 00
SIZE: A1