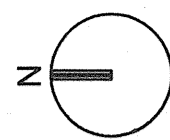


A1 SIZE - 594mm x 841mm

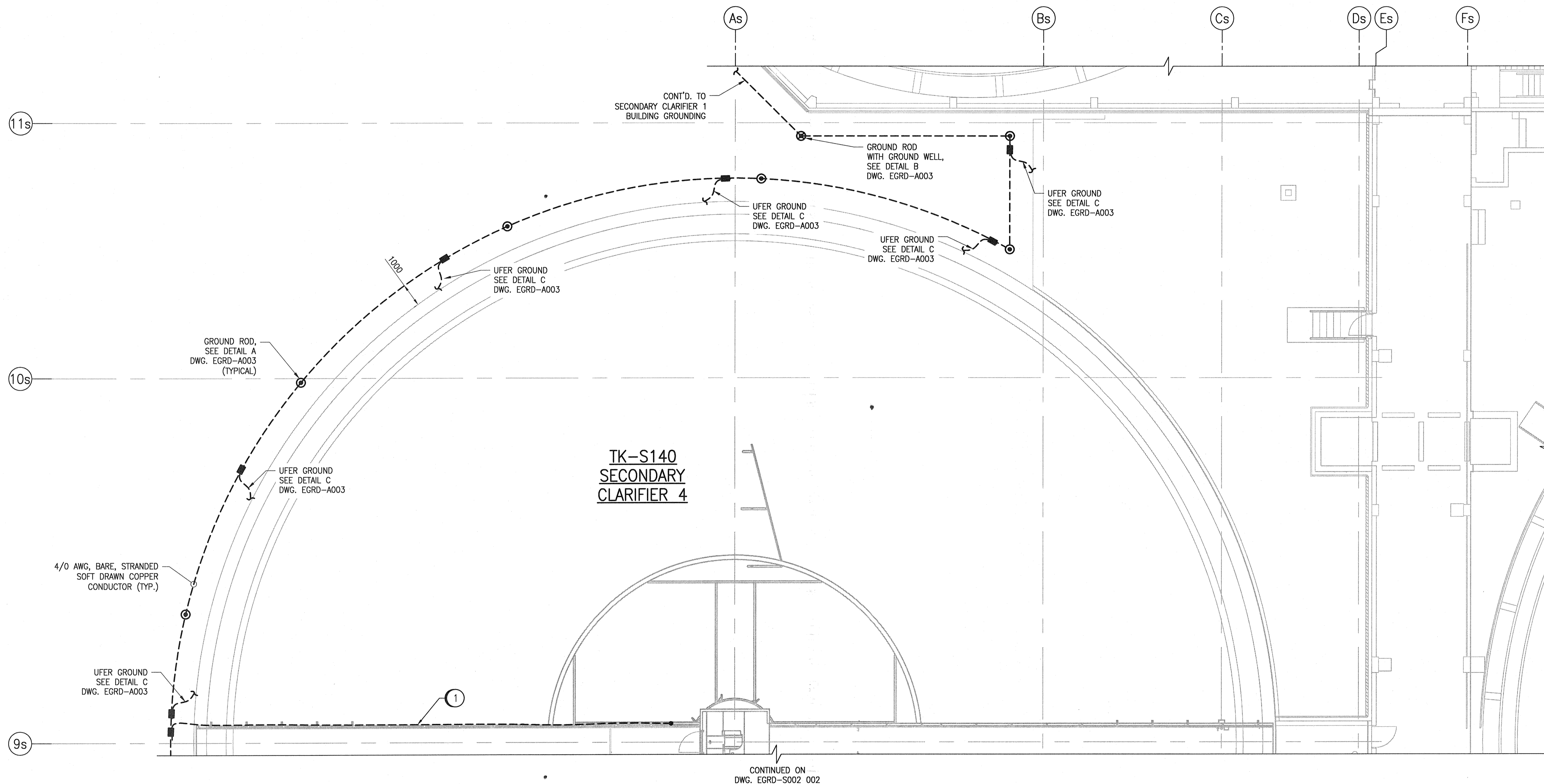
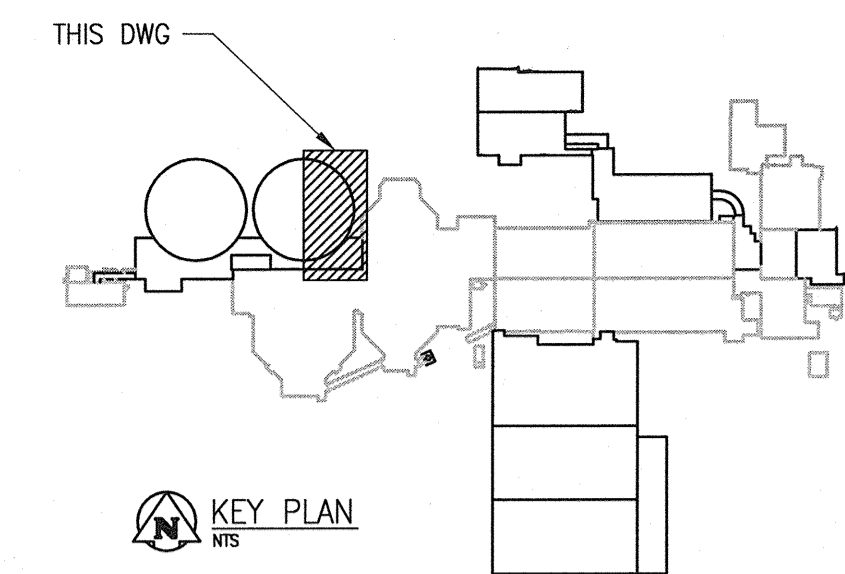


GENERAL NOTES:

- 1. REFER REFER TO DWG. 1-0102-EGRD-S002 001 FOR GROUNDING LEGEND AND GENERAL NOTES.

SPECIFIC NOTES:

- 1 PROVIDE 2/0 AWG, GREEN INSULATED, STRANDED, BONDING CONDUCTOR FROM THE WALKWAY BRIDGE METAL FRAMES TO THE GROUNDING GRID. ALL EXPOSED CONNECTIONS SHALL BE PAINTED WITH GLYPITAL PAINT TO PROVIDE PROTECTION FROM CORROSION.



PARTIAL GROUND FLOOR PLAN
SCALE: 1 : 100

LAST SAVE: 2016/01/27 - 1:40pm
PATH: C:\pwworkdir\ch2mhill\wg\m0006714\0356519\1-0102-EGRD-S002 003.dwg

1-0102-EGRD-A003	GROUNDING DETAILS
REFERENCE DRAWINGS	DESCRIPTION



00	ISSUED FOR TENDER - B.O. 899-2015	01/2016	SLJ	DEB
NO.	REVISIONS	DATE	DESIGN	CHECK


CH2MHILL

SNC-LAVALIN

DESIGNED BY: S. JUGANAS
DRAWN BY: S. JUGANAS
SCALE: 1:100
DATE: 2015/12/02

CHECKED BY: D. BECKER
APPROVED BY: E. RYCKOWSKI
ISSUED FOR CONSTRUCTION BY: T. TURZAK
DATE: 2016/01/29

CONSULTANT NO.: 474248



THE CITY OF WINNIPEG
WATER AND WASTE DEPARTMENT

SOUTH END WATER POLLUTION CONTROL CENTRE
SEWPCC UPGRADING/EXPANSION PROJECT
ELECTRICAL - GROUNDING LAYOUT
SECONDARY CLARIFIERS 4 AND 5
GROUND FLOOR PLAN

CITY DRAWING NUMBER: 1-0102-EGRD-S002 003 00

SHEET: 003
REV: 00
SIZE: A1