

SECONDARY CLARIFIER 5

SECONDARY CLARIFIER 4

STAIR 2

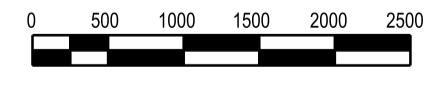
PUMP ROOM

GALLERY 3A

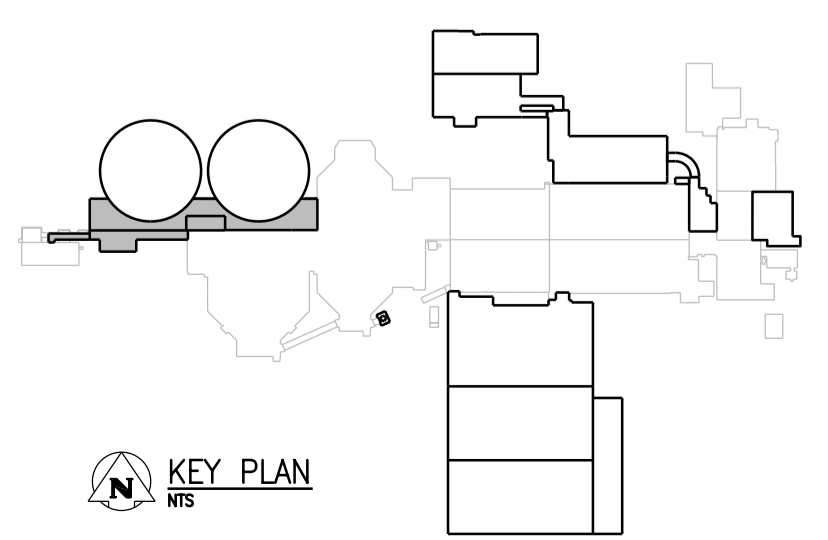
GALLERY 3

NOTES:
 1. REFER TO DUCT SCHEDULE FOR MATERIAL

BASEMENT PLAN - PART B
 1:50



APEGM
 Certificate of Authorization
 CH2M HILL Canada Ltd.
 No. 1441




NO.	REVISIONS	DATE	DESIGN	CHECK
00	ISSUED FOR TENDER - B.O. 899-2015	01/2016	A.B.	T.T.

CH2MHILL
 SNC-LAVALIN
 DESIGNED BY: D. LE
 DRAWN BY: A. BERSHTEIN
 SCALE: 1:50
 DATE: 2016/01/29

CHECKED BY: T. TRAN
 APPROVED BY: H.T. FREIHAMMER
 ISSUED FOR CONSTRUCTION BY: T. TURZAK
 DATE: 2016/01/29

CONSULTANT NO.: 474248



THE CITY OF WINNIPEG
 WATER AND WASTE DEPARTMENT

SOUTH END WATER POLLUTION CONTROL CENTRE
 SEWPCC UPGRADING/EXPANSION PROJECT
 MECHANICAL
 SECONDARY CLARIFIERS 4 AND 5
 HVAC - BASEMENT PLAN - PART B

CITY DRAWING NUMBER: 1-0102-MGAD-S603
 SHEET: 001
 REV.: 00
 SIZE: A1