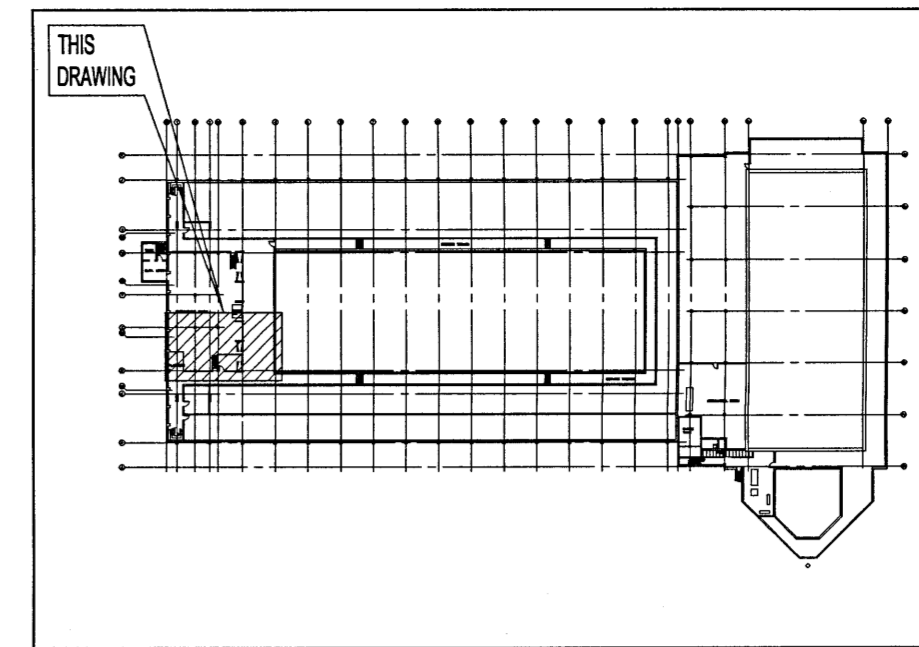


PARTIAL ROOF PLAN
SCALE 1:75



KEY PLAN
SCALE: N.T.S.

GENERAL NOTES:

- CONFIRM ALL DIMENSIONS ON SITE AND COORDINATE WITH MECHANICAL CONTRACTOR TO LOCATE ROOF OPENINGS.

STRUCTURAL AND MISCELLANEOUS STEEL:

- STRUCTURAL AND MISCELLANEOUS STEEL FABRICATION AND ERECTION SHALL BE IN ACCORDANCE WITH CANCSA S16 (LATEST).
- STRUCTURAL STEEL SHALL MEET THE REQUIREMENTS OF CANCSA G40.20/G40.21 (LATEST)

ROLLED W-SHAPES	CSA G40.21-350W
ROLLED SHAPES & PLATES	CSA G40.21-300W
BOLTS, NUTS, & WASHERS	ASTM A325
WELDING ELECTRODES	CSA W48

- WELDING SHALL BE IN ACCORDANCE WITH CSA W59 (LATEST), BY WELDERS CERTIFIED AND QUALIFIED IN ACCORDANCE WITH CSA W47.1 (LATEST). ALL WELDS TO BE 8mm UNLESS NOTED OTHERWISE.

- FIELD CONNECTIONS SHALL BE BOLTED 19mm DIAMETER A325 BEARING TYPE UNLESS NOTED OTHERWISE. BOLTS SHALL BE TIGHTENED IN ACCORDANCE WITH CSA S16 (LATEST).

- STRUCTURAL AND MISCELLANEOUS STEEL SHALL BE FINISHED AS INDICATED BELOW, UNLESS OTHERWISE NOTED, OR APPROVED EQUAL IN ACCORDANCE WITH B7:

INTERIOR STEEL (INDUSTRIAL)
 - SURFACE PREP: TO SP6 (COMMERCIAL BLAST)
 - ONE PRIME COAT INTERZING 52 ZINC-RICH EPOXY (2.5 MIL DFT.)
 - ONE FINISH COAT INTERGARD 345 HIGH BUILD EPOXY (6.0 MIL DFT.)

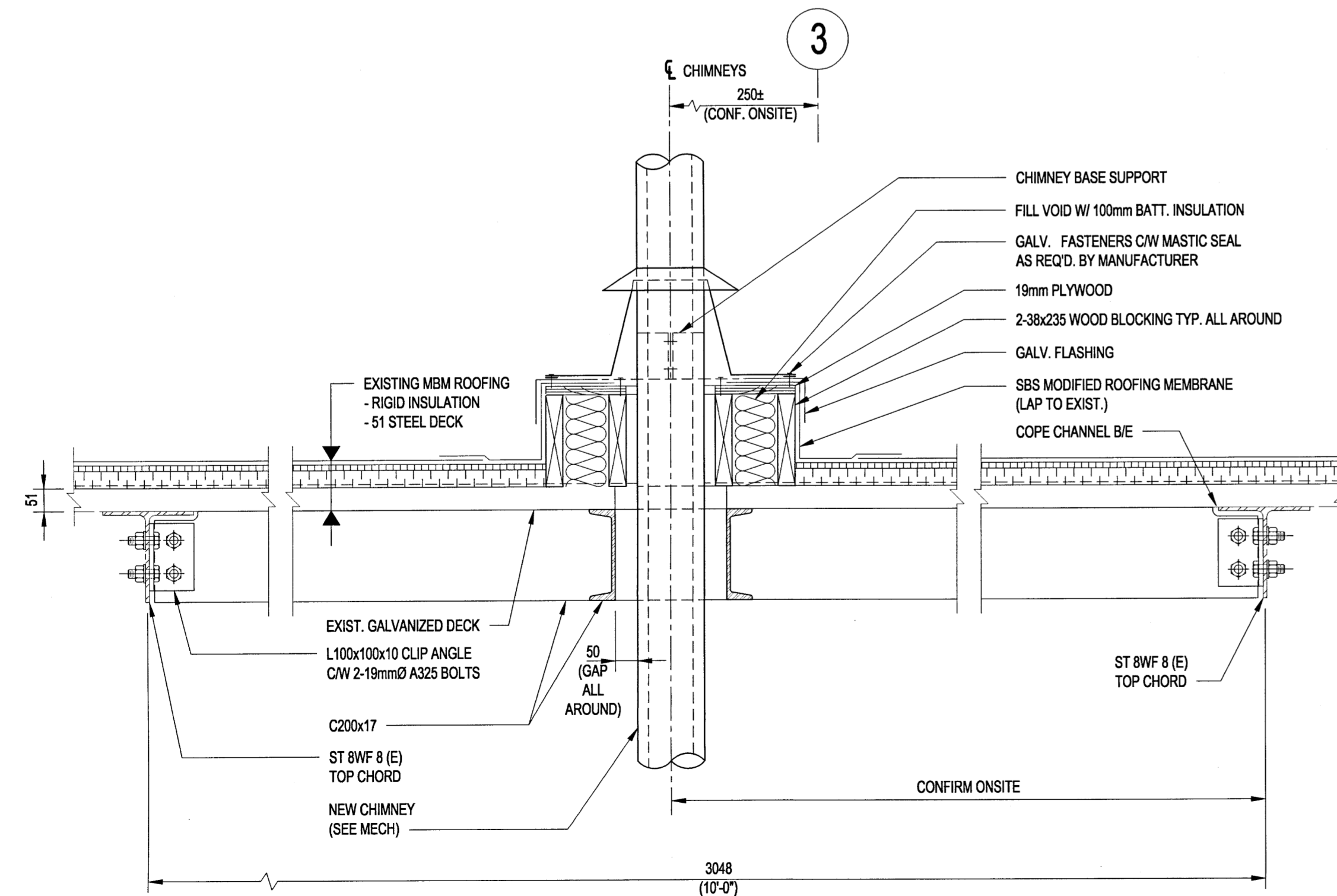
- COLOUR OF STRUCTURAL AND MISCELLANEOUS STEEL SHALL BE AS FOLLOWS:
 - STRUCTURAL STEEL - EPOXY PAINT-BLACK

- FIELD TOUCH-UP PAINT TO CONNECTIONS, WELDS, BURNED OR DAMAGED SURFACES, AND UNFINISHED SURFACES AT COMPLETION OF ERECTION AND SHALL MATCH THICKNESS AS SPECIFIED.


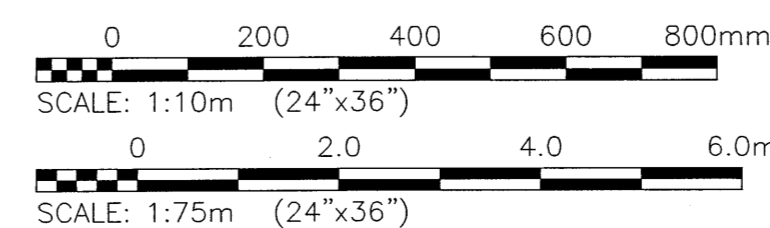
- PAINTED SURFACES OF EXISTING STEEL SHALL BE GROUND SMOOTH TO BARE METAL PRIOR TO FIELD WELDING.

NOTES:

THESE DRAWINGS SHALL NOT BE SCALED.
 THE CONTRACTOR SHALL VISIT THE SITE AND SATISFY ONESELF ALL DIMENSIONS, DATUM, AND DETAILED INFORMATION SHOWN ARE CORRECT.
 THE CONTRACTOR IS TO REVIEW AND COORDINATE ALL ARCHITECTURAL, MECHANICAL, ELECTRICAL AND STRUCTURAL DRAWINGS FOR ADDITIONAL OPENINGS THROUGH FLOORS, WALLS, AND CEILINGS FOR DUCT, PIPE & ELECTRICAL RISERS AND ALL OPENINGS NOT SHOWN ON DRAWINGS.
 ALL OPENINGS THROUGH THE FIRE SEPARATIONS AS A RESULT OF THE WORK OF THIS CONTRACT ARE TO BE FIRE STOPPED AND SEALED WITH ULC APPROVED FIRE STOPPING TO MAINTAIN THE INTEGRITY OF THE FIRE SEPARATION, AND PROVIDE AND SMOKE-TIGHT BARRIER.
 ALL PRODUCTS AND MATERIALS TO BE USED AND INSTALLED SHALL CONFORM WITH MANUFACTURER'S SPECIFICATIONS & APPLICABLE CODES.
 THE CONTRACTOR SHALL BE RESPONSIBLE TO PATCH AND MAKE GOOD ALL EXISTING CONSTRUCTION AFFECTED BY THE REMOVAL OF ALL ITEMS FORMING THE PART OF THE RENOVATION WORK.
 WHERE NEW FLOORING AND BASE IS TO BE INSTALLED IN EXISTING AREAS (REFER TO FLOOR PLAN AND ROOM SCHEDULE) THE EXISTING FLOORING SURFACE AND BASE MUST BE REMOVED, UNLESS OTHERWISE NOTED. ALL FLOOR SURFACES SHALL BE PREPARED IN ACCORDANCE TO MANUFACTURER'S RECOMMENDATIONS FOR INSTALLATION OF NEW FLOOR.
 WHERE PAINTING OF EXISTING WALLS IS INDICATED ON THE ROOM SCHEDULE, THESE WALLS MUST BE CLEANED OF ANY EXISTING WALL COVERING, PATCHED & PREPARED TO ACCEPT NEW MATERIAL, UNLESS OTHERWISE NOTED.



SECTION A-A
SCALE 1:10



0	ISSUED FOR TENDER		18/11/28
No.	REVISION/DESCRIPTION	BY	DATE

SEAL

DRAWN: FBV, CHECKED: [Signature], DESIGNED: JMW, APPROVED: [Signature]

DATE: 2016.04.29, USER: [Signature], APPROVAL: [Signature]

THE CITY OF WINNIPEG
 PLANNING, PROPERTY AND
 DEVELOPMENT DEPARTMENT
 MUNICIPAL ACCOMMODATIONS DIVISION
 3-65 GARRY STREET, R3C 4K4

PROJECT
 REPLACEMENT OF
 DOMESTIC HOT WATER
 SYSTEM AT PAN AM POOL
 25 POSEIDON BAY

SHEET TITLE		
STRUCTURAL ROOF PART PLAN PLAN & SECTION		
SCALE AS SHOWN	PROJECT No: 16-0107-026	SHEET No: S05