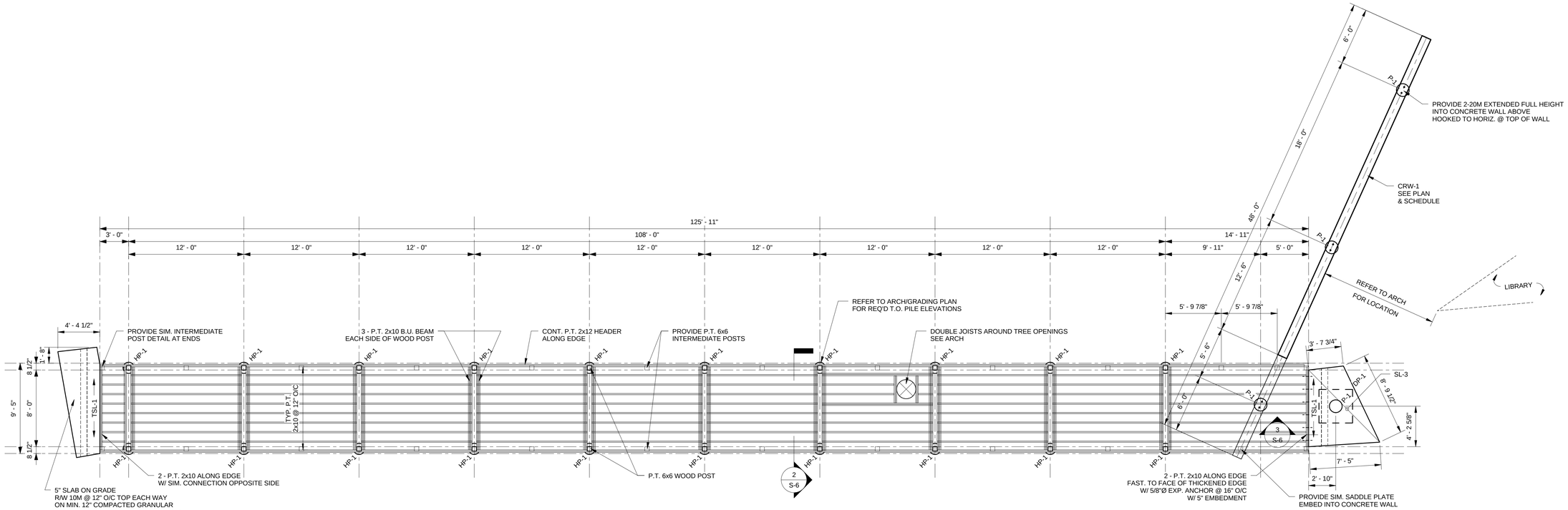

1 / S-6 BRIDGE FRAMING PLAN
3/16" = 1'-0"

DESIGN LOADS:

LIVE: 4.8 kPa
DEAD: SELF WEIGHT

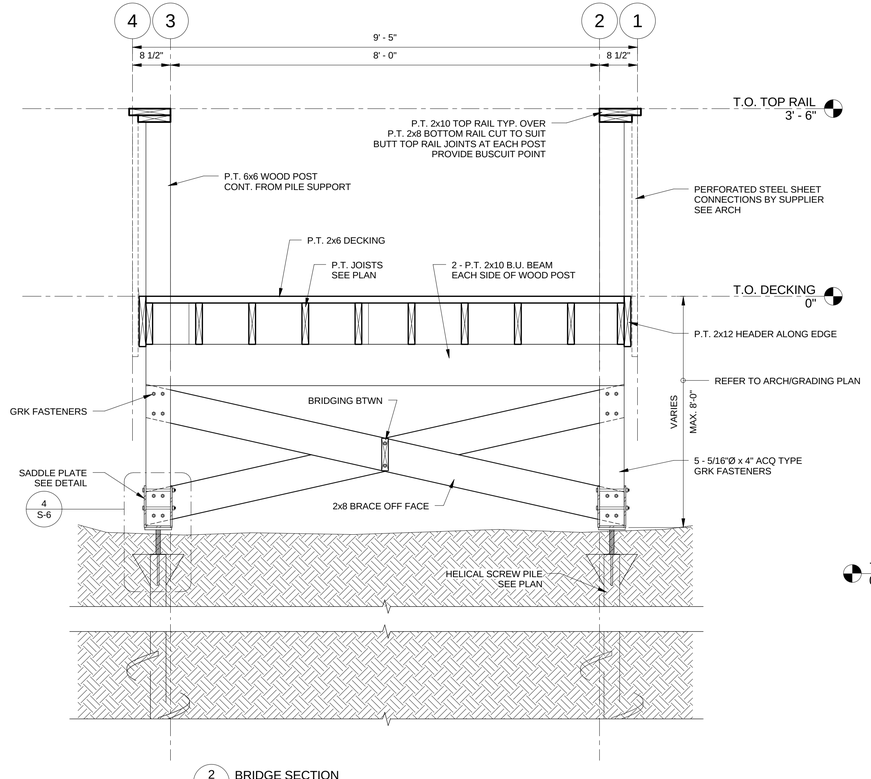

2 / S-6 BRIDGE SECTION
3/4" = 1'-0"

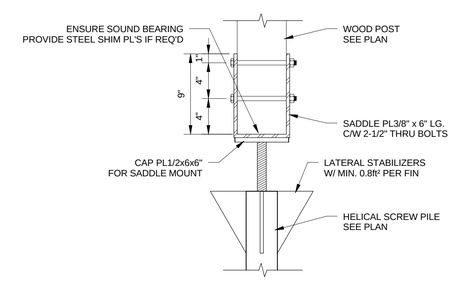

4 / S-6 SADDLE PLATE DETAIL
1 1/2" = 1'-0"

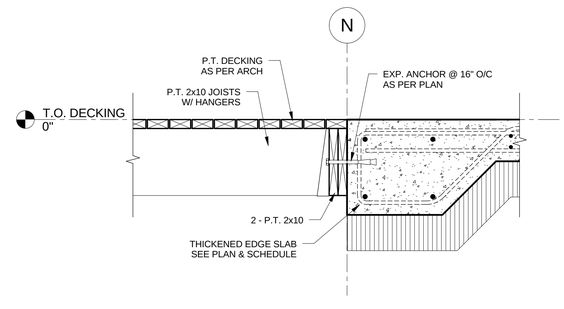

3 / S-6 SECTION @ BRIDGE EDGE
1" = 1'-0"

C.I.P. CONCRETE RETAINING WALL SCHEDULE

MARK	TYPE	REMARKS
CRW-1	12" x 3'-0" CONCRETE WALL	R/W 2-20M TOP & BOTTOM 2-15M MID. EACH FACE 10M STIRRUPS @ 12" O/C ON 6" VOIDFORM T.O. WALL ELEV. 230.80 AS PER ARCH

HELICAL STEEL SCREW PILE SCHEDULE

MARK	TYPE	REMARKS
HP-1	HELICAL STEEL SCREW PILE CCMC CERTIFIED	MIN. 10K FACTORED LOADING CAPACITY & 7.5K SERVICE LOAD CAPACITY W/ MIN. 3.5"Ø x MIN. 12'-0" SHAFT BELOW GRADE W/ MIN. 3/8" WALL THICKNESS OF GREATER AS REQ'D BY SUPPLIER C/W 1/4" PLATE LATERAL RESTRAINT FINNED SLEEVE @ T.O. GRADE W/ 1/2"x6"x6" TOP MOUNTING PLATE

APEGM
Certificate of Authorization
Wolfrom Engineering Ltd.
No. 1156 Expiry: April 30, 2016

#	REVISION	DATE	BY
0	ISSUED FOR CONSTRUCTION	2016.03.28	JCR

WOLFROM ENGINEERING LTD
CONSULTING ENGINEERS
345 WARDLAW AVENUE
WINNIPEG,CANADA R3L 0L5
(204)452-0041 FAX:284-8680
E-Mail: info@wolfromeng.com

SEAL

PROVINCE OF MANITOBA
J.C.P. REID
Member 22314
2016-03-31
REGISTERED PROFESSIONAL ENGINEER

JOB TITLE

WINDSOR PARK LIBRARY

DRAWING TITLE

FOOT-BRIDGE FRAMING PLAN & SECTION & DETAILS

DRAWN BY	SCALE	DRAWING NO.
MNF	As indicated	S-6
FILE NO.	DATE	REVISION NO.
W15033	MARCH 28, 2016	