

















Legend

- | | |
|--|--|
|  WASTEWATER SEWER INSPECTIONS |  SYNERGEN TROUBLE SEWER |
|  INSPECTIONS - Missing video |  SEWER MAIN |
|  INSPECTIONS - No previous inspection |  LDS SEWER MAIN |
|  INTERCEPTOR SEWER INSPECTIONS |  WWS SEWER MAIN |
|  INTERCEPTOR SEWER - Siphon |  SEWER MANHOLE |
|  REINSPECTIONS |  WHITE CAPPED HYDRANTS |
|  SEWER MANHOLE (to be inspected) |  POSSIBLE WEIR LOCATION |
|  WEIR MANHOLE (to be inspected) |  SEWER PUMP STATION |

ASSET TYPE IDENTIFIERS

- SEWER MAIN: M#00000000
 MANHOLE: M#00000000
 TEE: T#00000000
 PLUGS: P#00000000

MAP SI-01



REVISION 0
18/03/2016

