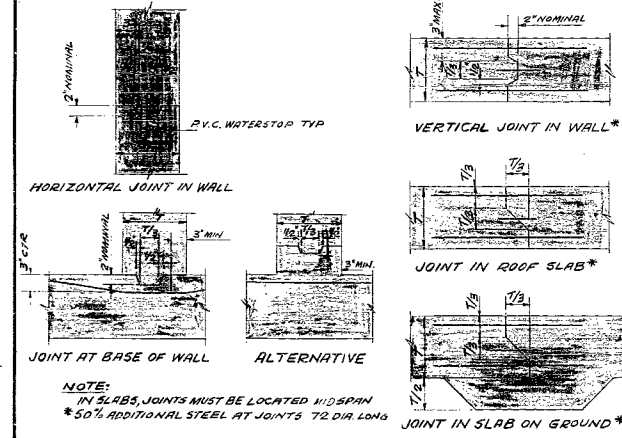
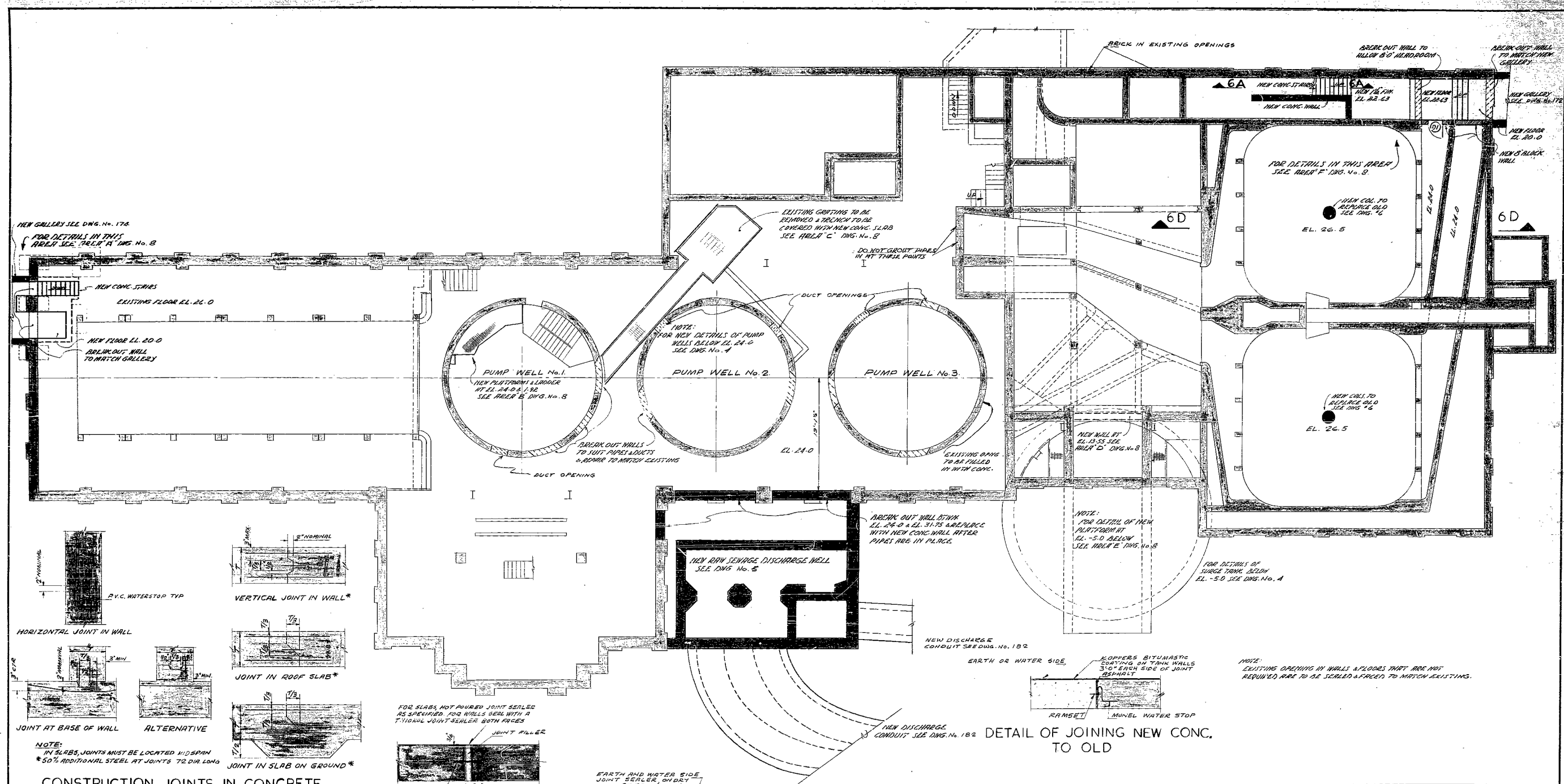
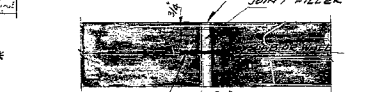


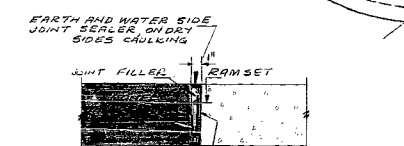
Ref. or Drawing No. **NEP-3**
DETAILS



CONSTRUCTION JOINTS IN CONCRETE
 NOTE: THESE JOINT DETAILS APPLY WHERE THERE IS WATER ON ONE FACE OR EARTH ON ONE FACE. WHERE WATER OR EARTH IS NOT PRESENT WATER STOP SHALL BE OMITTED. WHERE "T" IS GREATER THAN 15" TWO KEYS SHALL BE USED.



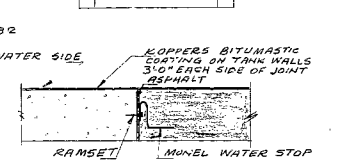
EXPANSION JOINT IN CONC.



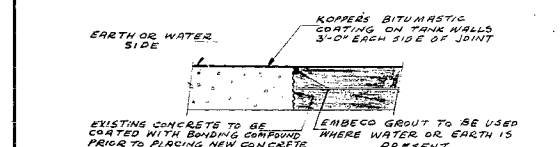
DETAIL OF EXPANSION JOINT BETWEEN OLD AND NEW



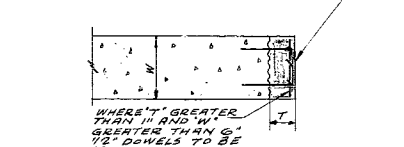
DETAIL OF CLOSURE OF ACCESS OPENINGS



DETAIL OF JOINING NEW CONC. TO OLD




DETAIL OF JOINING NEW CONC. TO OLD AT BREAK OUTS



DETAIL OF FINISH AT NEW BREAK OUTS

REVISIONS		
NO.	DATE	DETAIL



THE METROPOLITAN CORPORATION OF GREATER WINNIPEG
 WATERWORKS AND WASTE DISPOSAL DIVISION

NORTH END SEWAGE TREATMENT PLANT

CONTRACT A - MAIN BUILDING STRUCTURAL-BASEMENT PLAN

APPROVED: *James F. MacLaren*
 JAMES F. MACLAREN LIMITED ENGINEERS TORONTO

APPROVED: *A. Perelman*
 ENGINEER OF WASTE DISPOSAL

APPROVED: *W.L. Wardrop*
 W.L. WARDROP ASSOCIATES (MANAGEMENT) LIMITED ENGINEERING CONSULTANTS, WINNIPEG DIRECTOR & CHIEF ENGINEER

DATE: MARCH 11, 1963
 SCALE: 1/8" = 1'-0"
 DWG. No. 3 OF 217

FOR ACTUAL ELEV. SUBTRACT 0.37 FT.
AS BUILT