



**KEY NOTES**

- 1 REPLACE EXISTING 250MM VALVES WITHIN DRAINAGE PIT. VALVES ARE LOCATED APPROXIMATELY 3000MM BELOW MECHANICAL FLOOR LEVEL BELOW EXISTING REMOVABLE METAL FLOORING.
- 2 REPLACE EXISTING 300MM VALVE OPERATOR AND HAND WHEEL. ALL NEW COMPONENTS AS PER SPECIFICATION FOR OPERATION IN POOL ENVIRONMENT.
- 3 REPLACE EXISTING HAND WHEEL WITH WHEEL AND EXTENDED SPINDLE. ADJUST HAND WHEEL LOCATION TO AVOID CURRENT INTERFERENCE WITH PIPING.
- 4 REPLACE EXISTING PRESSURE GAUGE WITH NEW GAUGE AT THIS LOCATION.
- 5 POOL WATER SYSTEM
- 6 PROVIDE NEW HAND WHEEL AND EXTENTION ROD FOR OPERATION OF WHEEL ABOVE CHECKER PLATE. MODIFY CHECKER PLATE TO FACILITATE THE REMOVAL OF THE PLATE WITHOUT REMOVAL OF THE EXTENDED OPERATOR ROD.



No.	DATE	ISSUANCE
1	16-05-13	Addendum #1
O	16-04-19	Issued for Construction

Seal



**Certificate of Authorization**  
**Epp Siepman Engineering Inc.**  
**No. 4035**



400 - 136 Market Avenue  
 Winnipeg, MB R3B 0P4  
 T 204 453 1080

Client

Project  
**PAN AM POOL VALVE AND SERVICES  
 REPLACEMENTS  
 25 POSEIDON BAY**

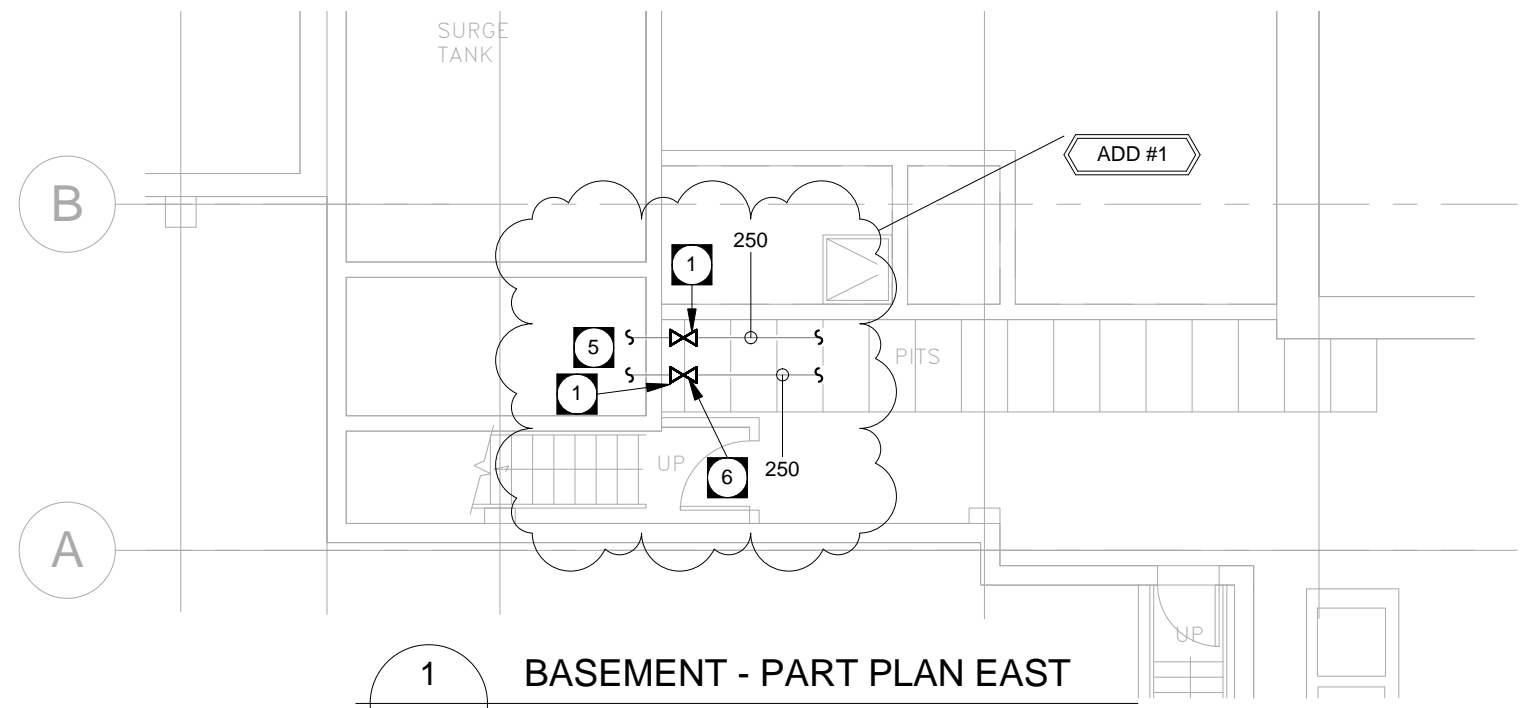
Sheet Title

**BASEMENT MECHANICAL PLANS**

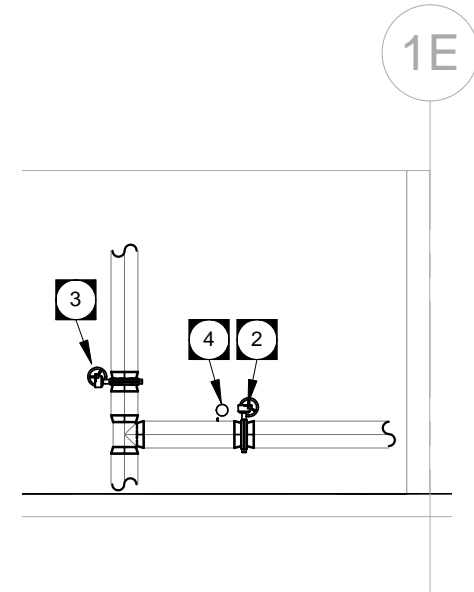
1 : 100

Bid  
 Opportunity  
 383-2016

**M1.3**



**1 BASEMENT - PART PLAN EAST**  
**M1.3 SCALE: 1 : 100**



**2 MECHANICAL SECTION**  
**M1.3 SCALE: 1 : 100**