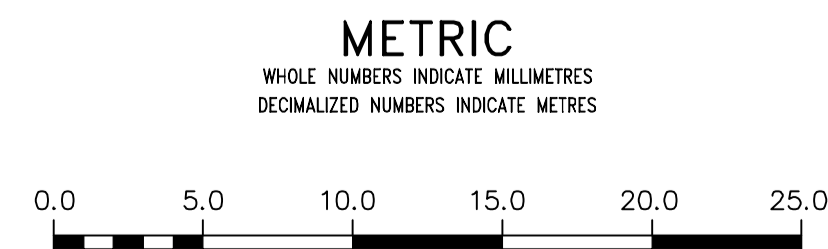
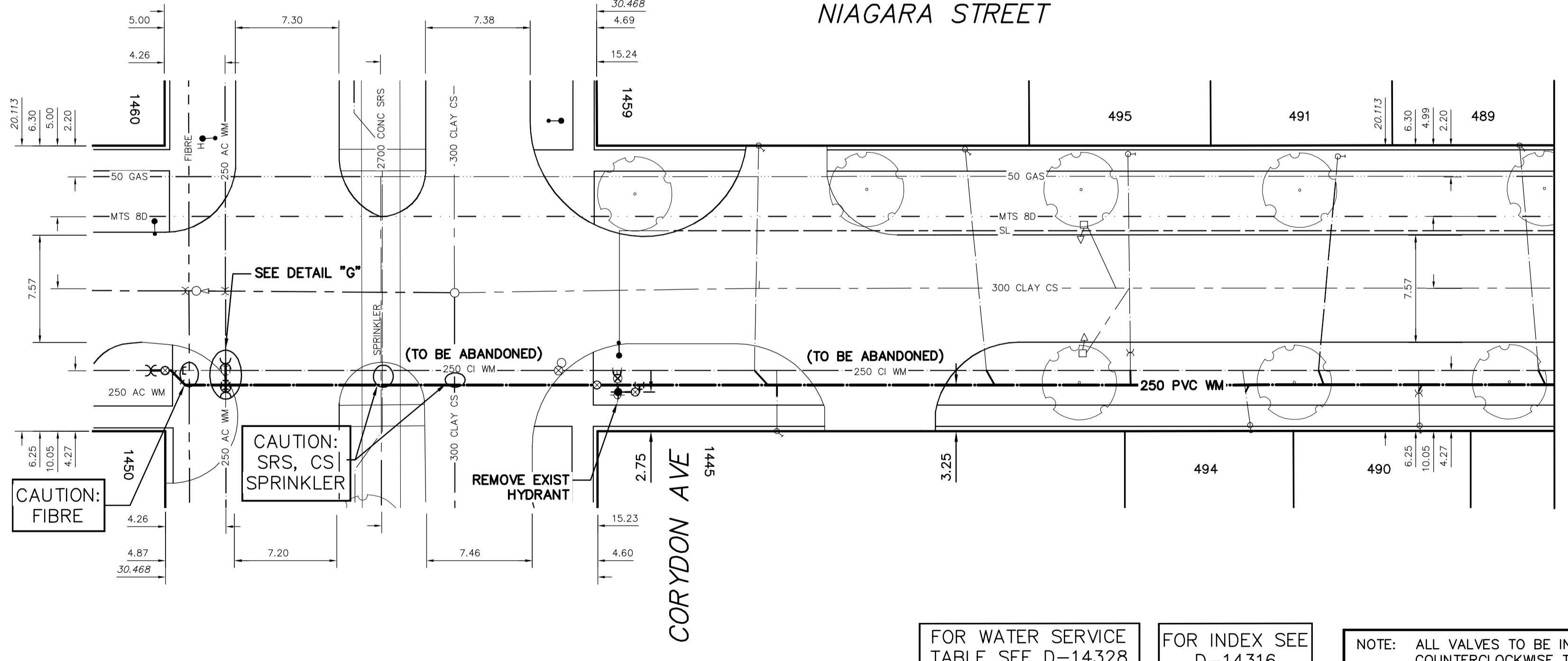
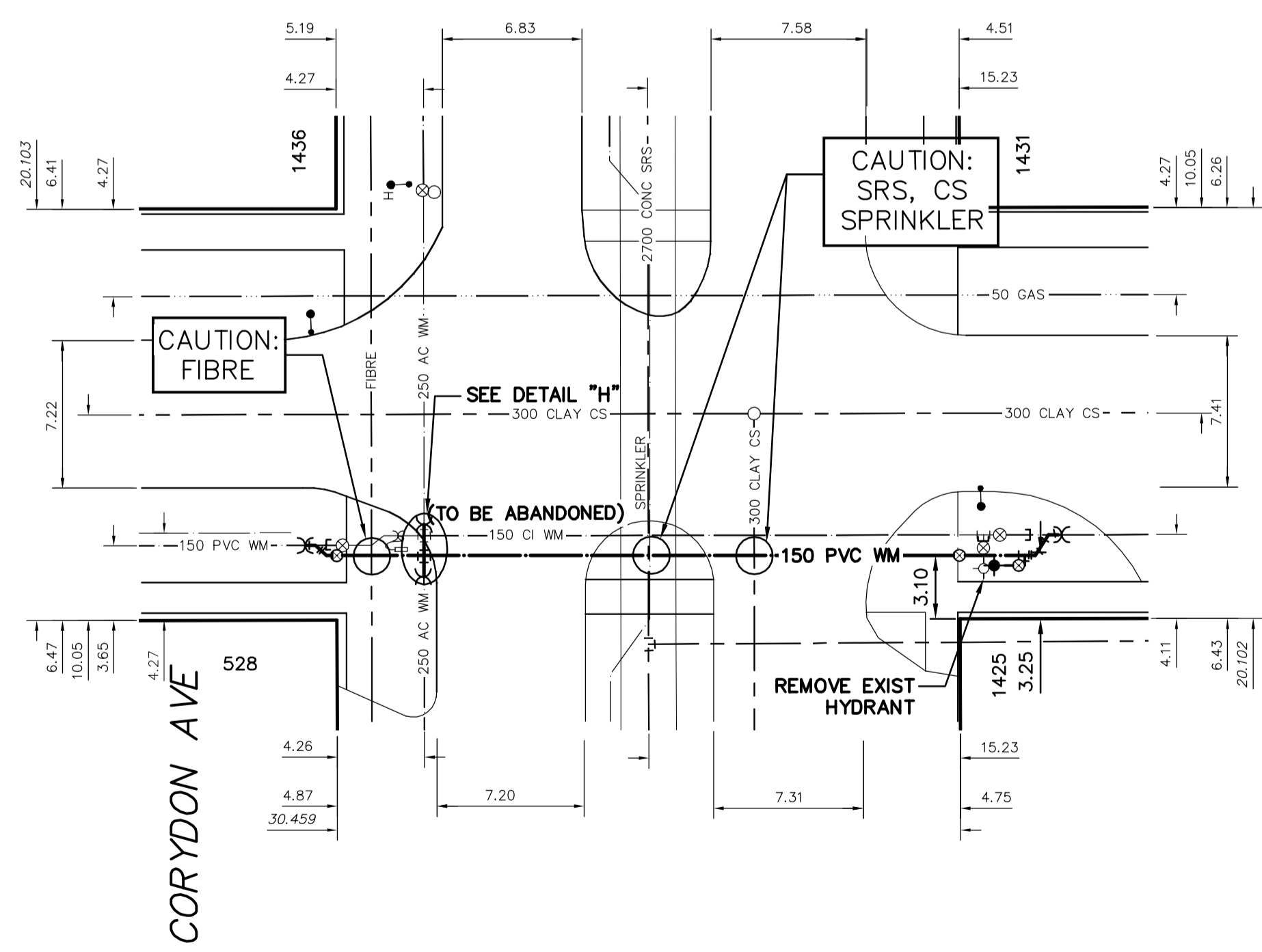


NOTE: CHAINAGES SHOWN ARE ALONG E. R. OF WATERLOO ST

NOTE: CHAINAGES SHOWN ARE ALONG E. R. OF NIAGARA ST

WATERLOO STREET

NIAGARA STREET



**WARNING**  
IF POWER EQUIPMENT OR EXPLOSIVES ARE TO BE USED FOR EXCAVATION ON THIS PROJECT THE CONTRACTOR MUST:  
1) NOTIFY THE GAS COMPANY OF THE PROPOSED LOCATION OF EXCAVATION.  
2) TAKE PRECAUTION TO AVOID DAMAGE TO GAS COMPANY INSTALLATIONS.  
SEE PROVINCIAL REGULATION 210/72 FOR DETAILS

LOCATION APPROVED UNDERGROUND STRUCTURES  
SUPV. U/G STRUCTURES COMMITTEE DATE  
NOTE: LOCATION OF UNDERGROUND STRUCTURES AS SHOWN ARE BASED ON THE BEST INFORMATION AVAILABLE BUT NO GUARANTEE IS GIVEN THAT ALL EXISTING UTILITIES ARE SHOWN OR THAT THE GIVEN LOCATIONS ARE EXACT. CONFIRMATION OF EXISTENCE AND EXACT LOCATION OF ALL SERVICES MUST BE OBTAINED FROM THE INDIVIDUAL UTILITIES BEFORE PROCEEDING WITH CONSTRUCTION.

NO.	REVISIONS	DATE	BY

DESIGNED BY	ML	CHECKED BY	SC
DRAWN BY	RS	APPROVED BY	KZ
SCALE:	HORIZONTAL 1:250 VERTICAL 1:50		
DATE	2016 05 19	DATE	2016 05 20
PLOT DATE:		2016 05 19	

ENGINEER'S SEAL  
ORIGINAL SIGNED BY  
S.R.J. COUNROYER  
16-05-20  
CONSULTANT DRAWING NUMBER

**THE CITY OF WINNIPEG**  
WATER AND WASTE DEPARTMENT  
ENGINEERING DIVISION  
2016 WATER MAIN RENEWALS  
CONTRACT 8  
**WATERLOO/NIAGARA STREET**  
WATERLOO STREET @ CORYDON AVENUE  
NIAGARA STREET - CORYDON AVENUE TO 67 N CORYDON AVENUE

SHEET 12 OF 13  
CITY DRAWING NUMBER  
D-14327

FOR WATER SERVICE TABLE SEE D-14328

FOR INDEX SEE D-14316

NOTE: ALL VALVES TO BE INSTALLED COUNTERCLOCKWISE TO CLOSE

MATCHLINE 1+67.500  
SEE DWG D-14328