

**FORM A: BID**  
(See B8)

1. Contract Title SUPPLY AND INSTALLATION OF VAN INTERIOR OUTFITTING (HIGH ROOF 4X4 SPRINTER VANS)

2. Bidder

\_\_\_\_\_  
Name of Bidder

\_\_\_\_\_  
Usual Business Name of Bidder as it appears on Invoice (if different from above)

\_\_\_\_\_  
Street

\_\_\_\_\_  
City

\_\_\_\_\_  
Province

\_\_\_\_\_  
Postal Code

\_\_\_\_\_  
Email Address of Bidder

\_\_\_\_\_  
Facsimile Number

(Mailing address if different)

\_\_\_\_\_  
Street or P.O. Box

\_\_\_\_\_  
City

\_\_\_\_\_  
Province

\_\_\_\_\_  
Postal Code

\_\_\_\_\_  
GST Registration Number (if applicable)

The Bidder is:

(Choose one)

a sole proprietor

a partnership

a corporation

carrying on business under the above name.

3. Contact Person

The Bidder hereby authorizes the following contact person to represent the Bidder for purposes of the Bid.

\_\_\_\_\_  
Contact Person

\_\_\_\_\_  
Title

\_\_\_\_\_  
Telephone Number

\_\_\_\_\_  
Facsimile Number

\_\_\_\_\_  
Email Address

4. Definitions

All capitalized terms used in the Contract shall have the meanings ascribed to them in the General Conditions and D3.

5. Offer The Bidder hereby offers to perform the Work in accordance with the Contract for the price(s), in Canadian funds, set out on Form B: Prices, appended hereto.

6. Commencement of the Work The Bidder agrees that no Work shall commence until he/she is in receipt of a notice of award from the Award Authority authorizing the commencement of the Work.

7. Contract The Bidder agrees that the Bid Opportunity in its entirety shall be deemed to be incorporated in and to form a part of this offer notwithstanding that not all parts thereof are necessarily attached to or accompany this Bid.

8. Addenda The Bidder certifies that the following addenda have been received and agrees that they shall be deemed to form a part of the Contract:

No.	Dated
_____	_____
_____	_____
_____	_____

9. Time This offer shall be open for acceptance, binding and irrevocable for a period of sixty (60) Calendar Days following the Submission Deadline.

10. Signatures The Bidder or the Bidder's authorized official or officials have signed this \_\_\_\_\_ day of \_\_\_\_\_, 20\_\_\_\_.

Signature of Bidder or  
Bidder's Authorized Official or Officials

\_\_\_\_\_

(Print here name and official capacity of individual whose signature appears above)

\_\_\_\_\_

(Print here name and official capacity of individual whose signature appears above)

**FORM B: PRICES**  
(See B9)

SUPPLY AND INSTALLATION OF VAN INTERIOR OUTFITTING (HIGH ROOF 4X4 SPRINTER VANS)

UNIT PRICES

ITEM NO.	DESCRIPTION	SPEC. REF.	UNIT	QUANTITY	UNIT PRICE
1.	Van Interior Outfitting (Inspection Vehicle)	16034	Each	1	
2.	Van Interior Outfitting (Service Vehicle)	16035	Each	1	

\_\_\_\_\_  
Name of Bidder

## FORM N: DETAILED SPECIFICATIONS 16034

### Van Interior Outfitting (Inspection Vehicle)

#### 1. DESCRIPTION OF EQUIPMENT

- 1.1 These specifications describe the supply and installation of a cargo van interior to be installed by the successful Bidder into City owned 11000 lbs. GVWR, 2016 4x4 Mercedes Sprinter Cargo Vans 170" WB EXT High Roof.
- 1.2 The unit shall be furnished and ready for use. All parts not specifically mentioned, but which are required to complete and place the unit into successful operation, shall be furnished as though specifically mentioned in these specifications. The complete unit and all parts thereof shall conform in strength and quality of the material and workmanship, to the best standards and engineering of the industry.
- 1.3 It will be the responsibility of the bidder to inform the city of any deficiencies in these specifications, for under this Contract the Contractor shall be held responsible for the design, performance, reliability and satisfactory operational function of the unit.
- 1.4 The rating specified herein merely states the minimum values acceptable to the City. There is no intent to imply that these values are sufficient for the design of the equipment being bid.

#### 2. OTHER SPECIFICATIONS AND STANDARDS

- 2.1 All applicable SAE standards form an integral part of these specifications and shall have precedence in any conflict concerning minimum acceptable standards.

Society of Automotive Engineers, SAE:

[http://en.wikipedia.org/wiki/Society\\_of\\_Automotive\\_Engineers](http://en.wikipedia.org/wiki/Society_of_Automotive_Engineers)

- 2.2 The completed unit and all its components shall comply with all C.M.V.S.S. and Manitoba Highway Traffic Act regulations and requirements including, but not limited to, a Manitoba Government Inspection.

Highway Traffic Act: <http://web2.gov.mb.ca/laws/statutes/ccsm/h060e.pHP>

Canadian Motor Vehicle Safety Standards, CMVSS: <http://www.gnb.ca/0062/regs/83-163.htm>

#### 3. SERVICE FACILITY

- 3.1 For the purpose of warranty repairs, the manufacturer shall have an authorized service facility located within 10 km of the boundaries of the City of Winnipeg. The facility, or a portion thereof, shall be dedicated to the service and maintenance of the type equipment being offered. Further to B11, Bidders shall provide a description of the service facility including, but not limited to, number of qualified service staff, years of service experience, and general service capabilities within three (3) Business Days upon request of the Contract Administrator.

#### 4. INSTRUCTIONS FOR COMPLETION OF SPECIFICATIONS

- 4.1 All items in these specifications must be answered indicating compliance or non-compliance. **Bidders shall state "yes" for compliance or state deviation**, or give reply where requested to do so. Deviations shall be clearly stated and fully detailed. Alternatives will be considered subject to evaluation.
- 4.2 Each bidder is required to fill in every blank. **Failure to do so may be used as a basis for rejection of bid.**

**5.0 QUALIFICATIONS OF MANUFACTURER & CONTRACTOR-**

- 5.1 The manufacturer of the **Van Interior Components for outfitting** shall have five (5) years continuous experience manufacturing **Van Interior Components**.
- 5.2 The manufacturer shall have in effect a documented quality control program ensuring that the quality of materials and workmanship, including welding, conforms to the best standards and engineering practice of the industry.

---

**6.0 SPECIFICATIONS**

**BIDDER TO STATE "YES"  
OR STATE DEVIATION**

---

**INSTALLATION**

6.1 The van interiors shall be installed in the following vehicle:

6.2 **2016 Mercedes Sprinter 3500 170 WB Ext High Roof 4x4 Cargo Van** \_\_\_\_\_

- 3.0L V6 diesel engine
- 170 in. wheelbase
- 11000 lbs. GVWR, High Roof
- Air conditioning (front only)
- Equipped with second 280 amp alternator and additional battery for retrofit
- Rear cargo doors double swing with no windows
- Cargo door-passenger side sliding door (no window)

**VEHICLE STORAGE**

6.3 All vehicles to be stored at the outfitters' facility while work is being completed in a locked compound. \_\_\_\_\_

**General**

Aluminum components to be manufactured using minimum 0.100" aluminum 5052-H32 or equivalent, unless stated otherwise, and suited for heavy duty use.

Dimensions are approximate and shall be discussed and confirmed at a pre-production meeting with City personnel.

**Refer to drawings for referenced ITEM numbers.**

**Interior Cab Partition (ITEM #1)**

6.4 Material: Aluminum \_\_\_\_\_

6.5 Sliding door partition with locking handle. \_\_\_\_\_

6.6 Includes tempered glass window. \_\_\_\_\_

6.7 Similar to Ranger 3068-DH for High Roof. \_\_\_\_\_

6.8 Aluminum angle added to bottom of partition for extra durability. \_\_\_\_\_

**Cargo Area Partition with Sliding Window (ITEM #2)**

- 6.9 Material: Aluminum \_\_\_\_\_
- 6.10 Solid wall capable of housing a sliding window mounted in-between the rear wheel wells. \_\_\_\_\_
- 6.11 Aluminum angle added to bottom of partition for extra durability. \_\_\_\_\_
- 6.12 Sliding tempered glass window. Approximate dimensions: Height: 24", Width 32", **State** size of window \_\_\_\_\_
- 6.13 lined with Kemlite Liner Paneling on both sides \_\_\_\_\_

**Interior Floor**

- 6.14 Manufactured from 3/4" composite plywood sprayed hot applied anti-slip seamless spray liner (must be elastic and have flexibility). Must be Rhino Linings (Black). \_\_\_\_\_

**Desk Front Cargo Area (ITEM #3)**

- 6.15 Material: minimum 1.0" hardwood top with aluminum base. \_\_\_\_\_
- 6.16 Approximate dimensions: Height: 30", Width: 96", Depth: 24". \_\_\_\_\_
- 6.17 Add one (1) aluminum filing cabinet with 2 latchable drawers; approx. 24" in width compatible with desk. \_\_\_\_\_
- 6.18 Add one (1) set of 5 aluminum latchable drawers; varied heights, 24" in width, compatible with desk. \_\_\_\_\_

**Work Bench Cargo Area (ITEM #4)**

- 6.19 Material: minimum 1.5" hardwood top with aluminum base. \_\_\_\_\_
- 6.20 Approximate dimensions: Height: 36", Width: 48", Depth: 18". \_\_\_\_\_
- 6.21 Similar to Ranger 7209 or equivalent. \_\_\_\_\_
- 6.22 Add a set of 5 aluminum latchable drawers; varied heights, 24" in width, compatible with bench. Similar to Ranger 5060-5 or equivalent. \_\_\_\_\_

**Interior Electrical**

- 6.23 Complete 120VAC electrical package CSA certified \_\_\_\_\_
- 6.24 Panel located inside bulkhead behind driver with 30 amp breaker \_\_\_\_\_
- 6.25 A second battery and alternator will be pre-installed for use by the Contractor. All electrical connections made by the Contractor are to connect to this system which terminates under the driver's seat. \_\_\_\_\_
- 6.26 Recessed LED lighting in the cargo area to a rating of approximately 500 lux. Additional LED task lighting is required over the desk and workbench. The lights shall be wired through the door switches and front driver actuated interior light switch. \_\_\_\_\_

6.27 Workbench lighting: sufficient LED lighting to be provided above desk and workbench on the driver's side. Light(s) to be c/w a separate switch located at desk and workbench, wired through ignition. \_\_\_\_\_

6.28 Supply and install a power inverter (true-sign type) with a minimum 7500 watt continuous power output. Invertor shall be capable of supplying power for computer equipment, display monitors and ROV inspection equipment. Location TBD. \_\_\_\_\_

Note: Electrical outlets will not be installed as part of this outfitting.

6.29 All wiring for locally installed accessories shall be colour coded, loomed and properly secured. \_\_\_\_\_

6.30 All electrical connectors shall be crimped and soldered, then sealed using heat shrink tubing. \_\_\_\_\_

6.31 All joining of wires shall be soldered and sealed using heat shrink tubing (crimp-on electrical connectors for joining of wires is not acceptable). \_\_\_\_\_

6.32 Any holes required to run wires through shall be drilled (not punched), grommeted and sealed as necessary. \_\_\_\_\_

**D4 Espar Heater**

6.33 Supply and install latest version of diesel fired Espar D4 Airtronic heating unit ducted to the front and rear cargo area divided by the partition \_\_\_\_\_

6.34 Provide cover for heating unit for protection from impact damage and water. Heating unit should be easily accessible. \_\_\_\_\_

6.35 Location TBD. \_\_\_\_\_

**Rooftop Air Conditioner (ITEM #5)**

6.36 Supply and install rooftop air conditioner in the rear cargos area with a cooling capacity of approximately 13,000 BTU/hr. \_\_\_\_\_

6.37 Self-contained compressor, evaporator, condenser and fans \_\_\_\_\_

6.38 Integrated control panel \_\_\_\_\_

6.39 Location: roof above rear cargo area \_\_\_\_\_

**Interior Insulation and Lining (Spray foam Insulation)**

6.40 Interior walls lined with Kemlite Liner Paneling Kit \_\_\_\_\_

6.41 White pebble dash finish \_\_\_\_\_

6.42 Embossed White \_\_\_\_\_

6.43 Kit to be 1.5" thick \_\_\_\_\_

6.44 Includes Plastic Joining Strip between each sheet \_\_\_\_\_

6.45 Lining Kit will be screwed to plywood reinforcing side and ceiling of van \_\_\_\_\_

6.46 **Spray Polyurethane Foam Insulation – Includes:**

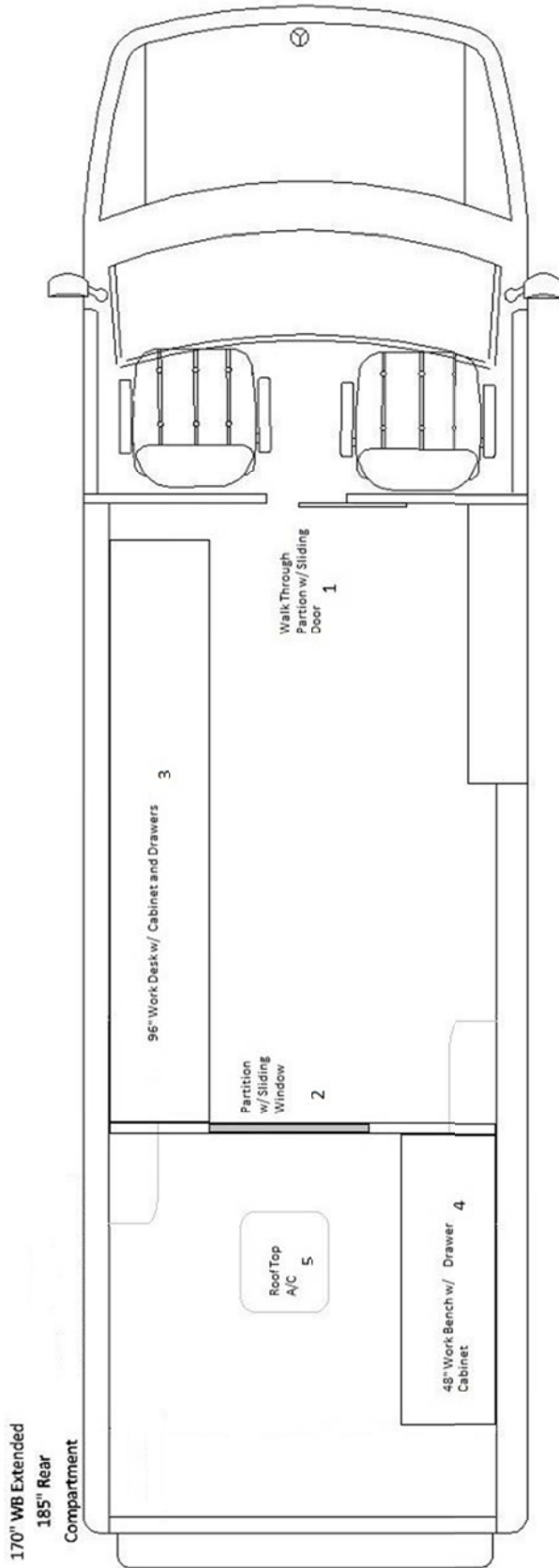
- 6.47 R6 Value Foam \_\_\_\_\_
- 6.48 Spray foam is a closed cell foam \_\_\_\_\_
- 6.49 Sprayed on walls of van approx. 1" thick \_\_\_\_\_

**Exterior Lighting**

- 6.50 Traffic Advisor: Whelen TAD8AMBER T/A Dominator 8 x TIR3, internal Module w/5 wire hook-up with TADCTL1 controller for Dominator 8 head LED OR SWS 59050 Traffic Director with a 77201 cable. **State** make and model being bid. \_\_\_\_\_
- 6.51 Traffic Advisor shall be mounted on the roof at rear of the van \_\_\_\_\_
- 6.52 Beacon: Mini light bar Whelen P/N: R2LPPA4 mounted front center on roof. \_\_\_\_\_
- 6.53 Light bar guards: steel round bar construction around beacon \_\_\_\_\_
- 6.54 Strobe lights, front: two (2) Whelen 3 TIR LED Amber lights, front facing in or behind front grille. \_\_\_\_\_
- 6.55 Strobe lights, rear: Four (4) Whelen 3 TIR LED Amber lights, on rear doors, 2 mounted on each rear door above rear windows. \_\_\_\_\_
- 6.56 Beacons and strobe lights shall be actuated by one switch located on the dash, fused wired hot i.e., so that the lights are able to operate with the unit off and the key in the "off" position. \_\_\_\_\_
- 6.57 Rear Work lights- two (2) utility lamps, Truck-Lite 8140, mounted above Rear doors. Lights shall be wired through neutral safety switch, switch Panel actuated. \_\_\_\_\_
- 6.58 Side mounted scene lights- two (2) Whelen 9SC0ENZR c/w trim ring, installed near roofline, one (1) per side, mounted approx. top-center of each side, switch panel actuated on two separate switches. \_\_\_\_\_
- 6.59 Backup alarm: SWS 99901, 97dB(A), installed near rear of unit, located to be protected from damage. \_\_\_\_\_
- 6.60 All dash mounted warning lights and switches to be identified with permanent, engraved type labels. No labels to be located on upper surface of dash. \_\_\_\_\_
- 6.61 All wiring for locally installed accessories shall be colour coded, loomed and properly secured. \_\_\_\_\_
- 6.62 All electrical connectors shall be crimped and soldered, then sealed using heat shrink tubing. \_\_\_\_\_
- 6.63 All joining of wires shall be soldered and sealed using heat shrink tubing (crimp-on electrical connectors for joining of wires is not acceptable). \_\_\_\_\_
- 6.64 Any holes required to run wires through shall be drilled (not punched), grommeted and sealed as necessary. \_\_\_\_\_



6.65 **Desired Interior Layout**



7.0 **Warranty**

7.1 The warranty on the van interior shall include 100% replacement parts and labour at no cost to the City and shall cover the complete equipment and all the parts thereof against defects of workmanship, construction and materials for one (1) year from the date the equipment is put into service by the City.

\_\_\_\_\_

8.0 **DELIVERY**

8.1 **Delivery Point:** The complete unit shall be serviced, ready for operation and delivered F.O.B. with the freight prepaid, including invoice and N.I.V.S. (if applicable) to the WFMA 185 Tecumseh Street, Winnipeg MB.

\_\_\_\_\_

8.2 **Delivery Time:** Equipment shall be delivered between 8:00 am and 3:00 pm on Business Days. **State delivery time in weeks from arrival of van for outfitting**

\_\_\_\_\_

8.3 **Delivery Contact:** The Contractor shall contact the Contract Administrator prior to delivery of the equipment.

\_\_\_\_\_

8.4 **P.D.I:** A pre-delivery inspection shall be performed by the Contractor on the equipment. Proof upon inspection including completed check list

\_\_\_\_\_

9.0 **MANUALS**

9.1 Manuals supplied under this Contract. The manuals shall cover the complete equipment including all components thereof, CD is preferred where available.

\_\_\_\_\_

9.2 Operator's manual: One (1) per unit shall be supplied with the units when delivered:

\_\_\_\_\_

10.0 **WEIGH SCALE TICKET**

10.1 The Contractor shall provide a certified weigh scale ticket including front and rear axle weights at the time of final delivery of the completed units.

\_\_\_\_\_

## FORM N: DETAILED SPECIFICATIONS 16035

### Van Interior Outfitting (Service Vehicle)

#### 1. DESCRIPTION OF EQUIPMENT

- 1.1 These specifications describe the supply and installation of a cargo van interior to be installed by the successful Bidder into City owned 11000 lbs. GVWR, 2016 4x4 Mercedes Sprinter Cargo Vans 170" WB EXT High Roof.
- 1.2 The unit shall be furnished and ready for use. All parts not specifically mentioned, but which are required to complete and place the unit into successful operation, shall be furnished as though specifically mentioned in these specifications. The complete unit and all parts thereof shall conform in strength and quality of the material and workmanship, to the best standards and engineering of the industry.
- 1.3 It will be the responsibility of the bidder to inform the city of any deficiencies in these specifications, for under this Contract the Contractor shall be held responsible for the design, performance, reliability and satisfactory operational function of the unit.
- 1.4 The rating specified herein merely states the minimum values acceptable to the City. There is no intent of imply that these values are sufficient for the design of the equipment being bid.

#### 2. OTHER SPECIFICATIONS AND STANDARDS

- 2.1 All applicable SAE standards form an integral part of these specifications and shall have precedence in any conflict concerning minimum acceptable standards.

Society of Automotive Engineers, SAE:

[http://en.wikipedia.org/wiki/Society\\_of\\_Automotive\\_Engineers](http://en.wikipedia.org/wiki/Society_of_Automotive_Engineers)

- 2.2 The completed unit and all its components shall comply with all C.M.V.S.S. and Manitoba Highway Traffic Act regulations and requirements including, but not limited to, a Manitoba Government Inspection.

Highway Traffic Act: <http://web2.gov.mb.ca/laws/statutes/ccsm/h060e.pHP>

Canadian Motor Vehicle Safety Standards, CMVSS: <http://www.gnb.ca/0062/regs/83-163.htm>

#### 3. SERVICE FACILITY

- 3.1 For the purpose of warranty repairs, the manufacturer shall have an authorized service facility located within 10 km of the boundaries of the City of Winnipeg. The facility, or a portion thereof, shall be dedicated to the service and maintenance of the type equipment being offered. Further to B11, Bidders shall provide a description of the service facility including, but not limited to, number of qualified service staff, years of service experience, and general service capabilities within three (3) Business Days upon request of the Contract Administrator.

#### 4. INSTRUCTIONS FOR COMPLETION OF SPECIFICATIONS

- 4.1 All items in these specifications must be answered indicating compliance or non-compliance. **Bidders shall state "yes" for compliance or state deviation**, or give reply where requested to do so. Deviations shall be clearly stated and fully detailed. Alternatives will be considered subject to evaluation.
- 4.2 Each bidder is required to fill in every blank. **Failure to do so may be used as a basis for rejection of bid.**

**5.0 QUALIFICATIONS OF MANUFACTURER & CONTRACTOR-**

- 5.1 The manufacturer of the **Van Interior Components for outfitting** shall have five (5) years continuous experience manufacturing **Van Interior Components**.
- 5.2 The manufacturer shall have in effect a documented quality control program ensuring that the quality of materials and workmanship, including welding, conforms to the best standards and engineering practice of the industry.

---

**6.0 SPECIFICATIONS**

**BIDDER TO STATE "YES"  
OR STATE DEVIATION**

---

**INSTALLATION**

6.1 The van interiors shall be installed in the following vehicle:

6.2 **2016 Mercedes Sprinter 3500 170 WB Ext High Roof 4x4 Cargo Van** \_\_\_\_\_

- 3.0L V6 diesel engine
- 170 in. wheelbase
- 11000 lbs. GVWR, High Roof
- Air conditioning (front only)
- Equipped with second 280 amp alternator and additional battery for retrofit
- Rear cargo doors double swing with no windows
- Cargo door-passenger side sliding door (no window)

**VEHICLE STORAGE**

6.3 All vehicles to be stored at the outfitters' facility while work is being completed in a locked compound. \_\_\_\_\_

**General**

Aluminum components to be manufactured using minimum 0.100" aluminum 5052-H32 or equivalent, unless stated otherwise, and suited for heavy duty use.

Dimensions are approximate and shall be discussed and confirmed at a pre-production meeting with City personnel.

**Refer to drawings for referenced ITEM numbers.**

Boiler system (ITEM #5) to be pre-installed by the City.

**Interior Cab Partition (ITEM #1)**

- 6.4 Material: Aluminum \_\_\_\_\_
- 6.5 Sliding door partition with locking handle. \_\_\_\_\_
- 6.6 Includes tempered glass window. \_\_\_\_\_
- 6.7 Similar to Ranger 3068-DH for High Roof. \_\_\_\_\_

6.8 Aluminum angle added to bottom of partition for extra durability. \_\_\_\_\_

**Interior Floor**

6.9 Manufactured from 3/4" composite plywood sprayed hot applied anti-slip seamless spray liner (must be elastic and have flexibility). Must be Rhino Linings (Black). \_\_\_\_\_

**Work Bench Cargo Area (ITEM #2)**

6.10 Material: minimum 1.5" hardwood top with aluminum base. \_\_\_\_\_

6.11 Approximate dimensions: Height: 36", Width: 72", Depth: 18". \_\_\_\_\_

6.12 Top to have rear containment edge. \_\_\_\_\_

6.13 Add one (1) set of 5 aluminum latchable drawers; varied heights, 24" in width, compatible with desk. Similar to Ranger 5060-5 or equivalent. \_\_\_\_\_

6.14 Add one (1) cabinet under the work bench capable for holding two (2) cases with the approximate dimensions 30" Length x 18" Height x 11" Wide. \_\_\_\_\_



**Racking/Strapping for Air Tanks (ITEM #3)**

6.15 Racking and strapping capable of holding 2 x 100lbs. air tanks with approx. dimensions 61" (Height) X 10" (Diameter) \_\_\_\_\_

6.16 Similar to Ranger 6088 (large bottle holder with two nylon straps) or equivalent. \_\_\_\_\_

6.17 Location: Aft of sliding door on passenger side. \_\_\_\_\_

**Hose Reel (ITEM #4)**

6.18 One (1) hose reel capable of holding 100ft of 3/8 inch air hose. \_\_\_\_\_

6.19 Location: mounted above rear passenger side wheel well. \_\_\_\_\_

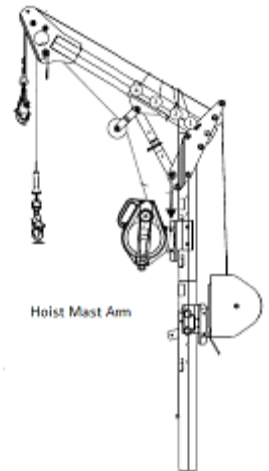
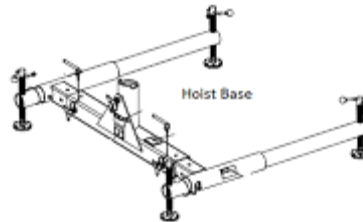
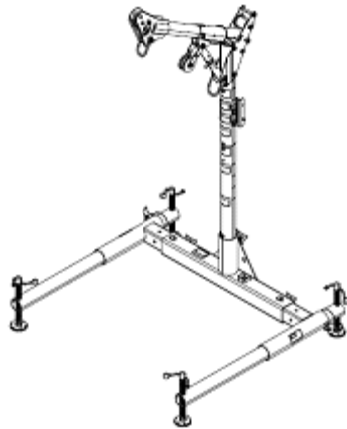
**Hooks and Floor Mounted Sleeve for Storage of Davit Hoist System (ITEM #6)**

6.20 Two (2) hooks mounted to the wall to hold the 3 piece base. See below illustration of the hoist below. Approximate weight of the base is 60lbs. Exact dimensions of hooks required to be determined. \_\_\_\_\_

- 6.21 One (1) steel floor mounted sleeve with screw clamp bolted to the floor to store mast arm system. See below illustration of the hoist below. Approximate weight of the mast arm is 30lbs. Exact dimensions of floor sleeve to be determined.



- 6.22



- 6.23 Location: will be mounted in driver's side rear cargo area. Exact mounting locations of hooks and floor sleeve TBD at the time of outfitting.

**Interior Electrical and Lighting**

- 6.24 Complete 120V electrical package ESA certified
- 6.25 Panel located inside bulkhead behind driver with 30 amp breaker
- 6.26 A second battery and alternator will be pre-installed for use by the Contractor. All electrical connections made by the Contractor are to connect to this system which terminates under the driver's seat.
- 6.27 Recessed LED lighting in the cargo areas to a rating of approximately 500 lux. Additional LED task lighting is required over the workbench. The lights shall be wired through the door switches and front driver actuated interior light switch.
- 6.28 Workbench lighting: sufficient LED lighting to be provided above workbench on the driver's side. Light(s) to be c/w a separate switch located at workbench, wired through ignition.

- 6.29 Supply and install Xantrex 5000 watt XPower inverter. Location TBD. \_\_\_\_\_
- 6.30 Install two (2) - 120v GFI electrical outlets above the work bench and one (1) outlet on driver's side near the rear door. Exact locations TBD. \_\_\_\_\_
- 6.31 All wiring for locally installed accessories shall be colour coded, loomed and properly secured. \_\_\_\_\_
- 6.32 All electrical connectors shall be crimped and soldered, then sealed using heat shrink tubing. \_\_\_\_\_
- 6.33 All joining of wires shall be soldered and sealed using heat shrink tubing (crimp-on electrical connectors for joining of wires is not acceptable). \_\_\_\_\_
- 6.34 Any holes required to run wires through shall be drilled (not punched), grommeted and sealed as necessary. \_\_\_\_\_

**D4 Espar Heater**

- 6.35 Supply and install latest version of diesel fired Espar D4 Airtronic heating unit ducted to the front and rear cargo area divided by the partition \_\_\_\_\_
- 6.36 Provide cover for heating unit for protection from impact damage and water. Heating unit should be easily accessible. \_\_\_\_\_
- 6.37 Location TBD. \_\_\_\_\_

**Interior Insulation and Lining (Spray foam Insulation)**

- 6.38 Interior walls lined with Kemlite Liner Paneling Kit \_\_\_\_\_
- 6.39 White pebble dash finish \_\_\_\_\_
- 6.40 Embossed White \_\_\_\_\_
- 6.41 Kit to be 1.5" thick \_\_\_\_\_
- 6.42 Includes Plastic Joining Strip between each sheet \_\_\_\_\_
- 6.43 Lining Kit will be screwed to plywood reinforcing side and ceiling of van \_\_\_\_\_
- 6.44 **Spray Polyurethane Foam Insulation – Includes:**
- 6.45 R6 Value Foam \_\_\_\_\_
- 6.46 Spray foam is a closed cell foam \_\_\_\_\_
- 6.47 Sprayed on walls of van approx. 1" thick \_\_\_\_\_

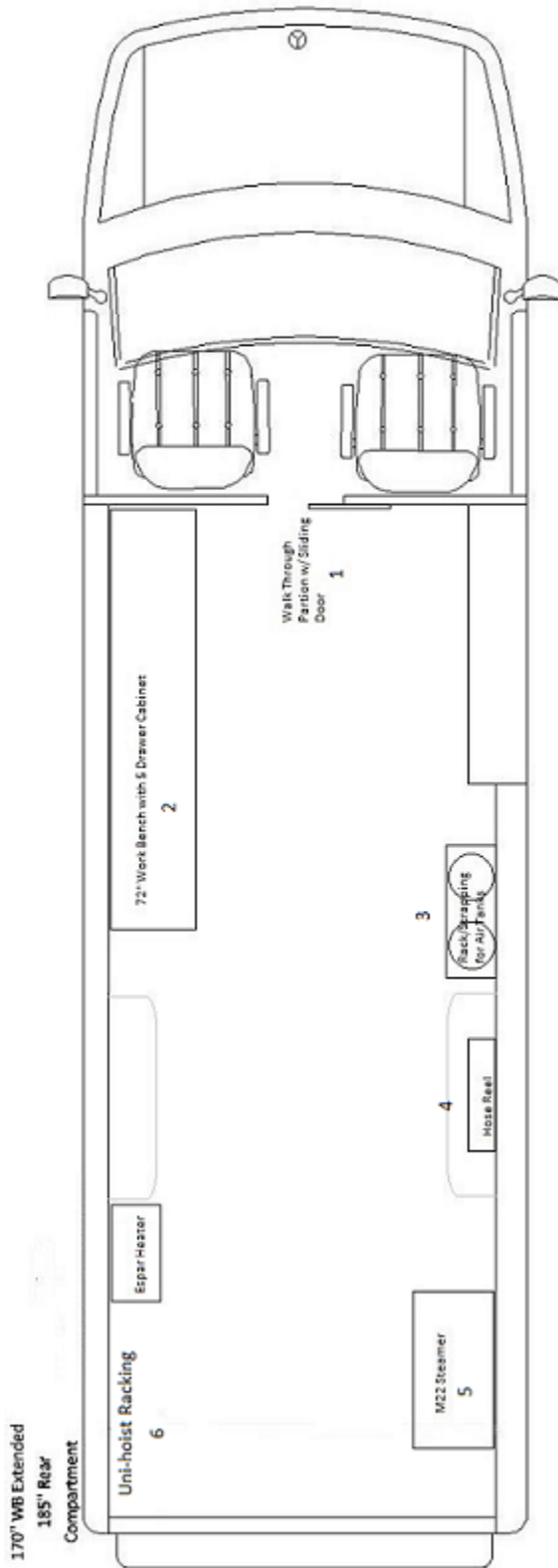
**Exterior Lighting**

- 6.48 Traffic Advisor: Whelen TAD8AMBER T/A Dominator 8 x TIR3, internal Module w/5 wire hook-up with TADCTL1 controller for Dominator 8 head LED OR SWS 59050 Traffic Director with a 77201 cable. **State** make and model being bid. \_\_\_\_\_
- 6.49 Traffic Advisor shall be mounted on the roof at rear of the van \_\_\_\_\_

- 6.50 Beacon: Mini light bar Whelen P/N: R2LPPA4 mounted front center on roof. \_\_\_\_\_
- 6.51 Light bar guards: steel round bar construction around beacon \_\_\_\_\_
- 6.52 Strobe lights, front: two (2) Whelen 3 TIR LED Amber lights, front facing in or behind front grille. \_\_\_\_\_
- 6.53 Strobe lights, rear: Four (4) Whelen 3 TIR LED Amber lights, on rear doors, 2 mounted on each rear door above rear windows. \_\_\_\_\_
- 6.54 Beacons and strobe lights shall be actuated by one switch located on the dash, fused wired hot i.e., so that the lights are able to operate with the unit off and the key in the "off" position. \_\_\_\_\_
- 6.55 Rear Work lights- two (2) utility lamps, Truck-Lite 8140, mounted above Rear doors. Lights shall be wired through neutral safety switch, switch Panel actuated. \_\_\_\_\_
- 6.56 Side mounted scene lights- two (2) Whelen 9SC0ENZR c/w trim ring, installed near roofline, one (1) per side, mounted approx. top-center of each side, switch panel actuated on two separate switches. \_\_\_\_\_
- 6.57 Backup alarm: SWS 99901, 97dB(A), installed near rear of unit, located to be protected from damage. \_\_\_\_\_
- 6.58 All dash mounted warning lights and switches to be identified with permanent, engraved type labels. No labels to be located on upper surface of dash. \_\_\_\_\_
- 6.59 All wiring for locally installed accessories shall be colour coded, loomed and properly secured. \_\_\_\_\_
- 6.60 All electrical connectors shall be crimped and soldered, then sealed using heat shrink tubing. \_\_\_\_\_
- 6.61 All joining of wires shall be soldered and sealed using heat shrink tubing (crimp-on electrical connectors for joining of wires is not acceptable). \_\_\_\_\_
- 6.62 Any holes required to run wires through shall be drilled (not punched), grommeted and sealed as necessary. \_\_\_\_\_



6.63 **Desired Interior Layout**



7.0 **Warranty**

7.1 The warranty on the van interior shall include 100% replacement parts

and labour at no cost to the City and shall cover the complete equipment and all the parts thereof against defects of workmanship, construction and materials for one (1) year from the date the equipment is put into service by the City.

8.0 **DELIVERY**

8.1 **Delivery Point:** The complete unit shall be serviced, ready for operation and delivered F.O.B. with the freight prepaid, including invoice and N.I.V.S. (if applicable) to the WFMA 185 Tecumseh Street, Winnipeg MB. \_\_\_\_\_

8.2 **Delivery Time:** Equipment shall be delivered between 8:00 am and 3:00 pm on Business Days. **State delivery time in weeks from arrival of van for outfitting** \_\_\_\_\_

8.3 **Delivery Contact:** The Contractor shall contact the Contract Administrator prior to delivery of the equipment. \_\_\_\_\_

8.4 **P.D.I:** A pre-delivery inspection shall be performed by the Contractor on the equipment. Proof upon inspection including completed check list \_\_\_\_\_

9.0 **MANUALS**

9.1 Manuals supplied under this Contract. The manuals shall cover the complete equipment including all components thereof, CD is preferred where available. \_\_\_\_\_

9.2 Operator's manual: One (1) per unit shall be supplied with the units when delivered: \_\_\_\_\_

10.0 **WEIGH SCALE TICKET**

10.1 The Contractor shall provide a certified weigh scale ticket including front and rear axle weights at the time of final delivery of the completed units. \_\_\_\_\_