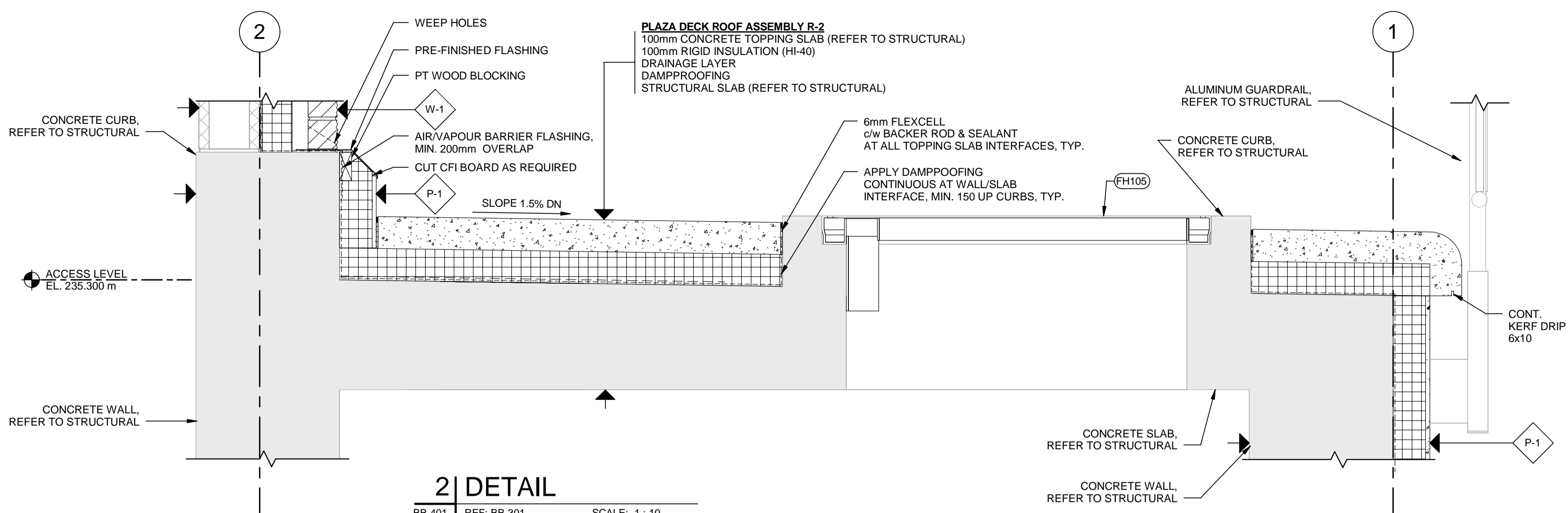
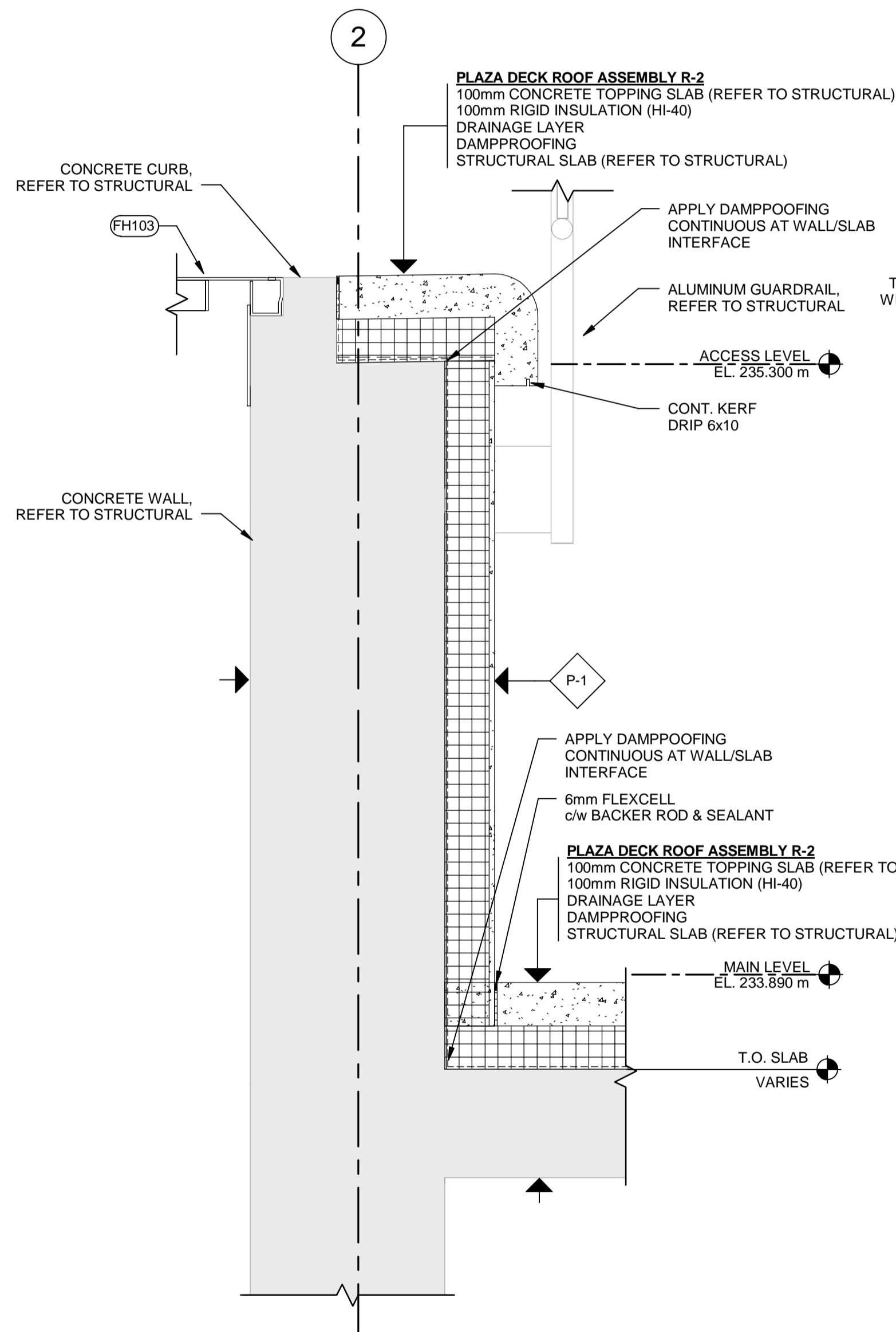


1 | TYPICAL WALL SECTION  
BB-401 REF: BB-301 SCALE: 1:20

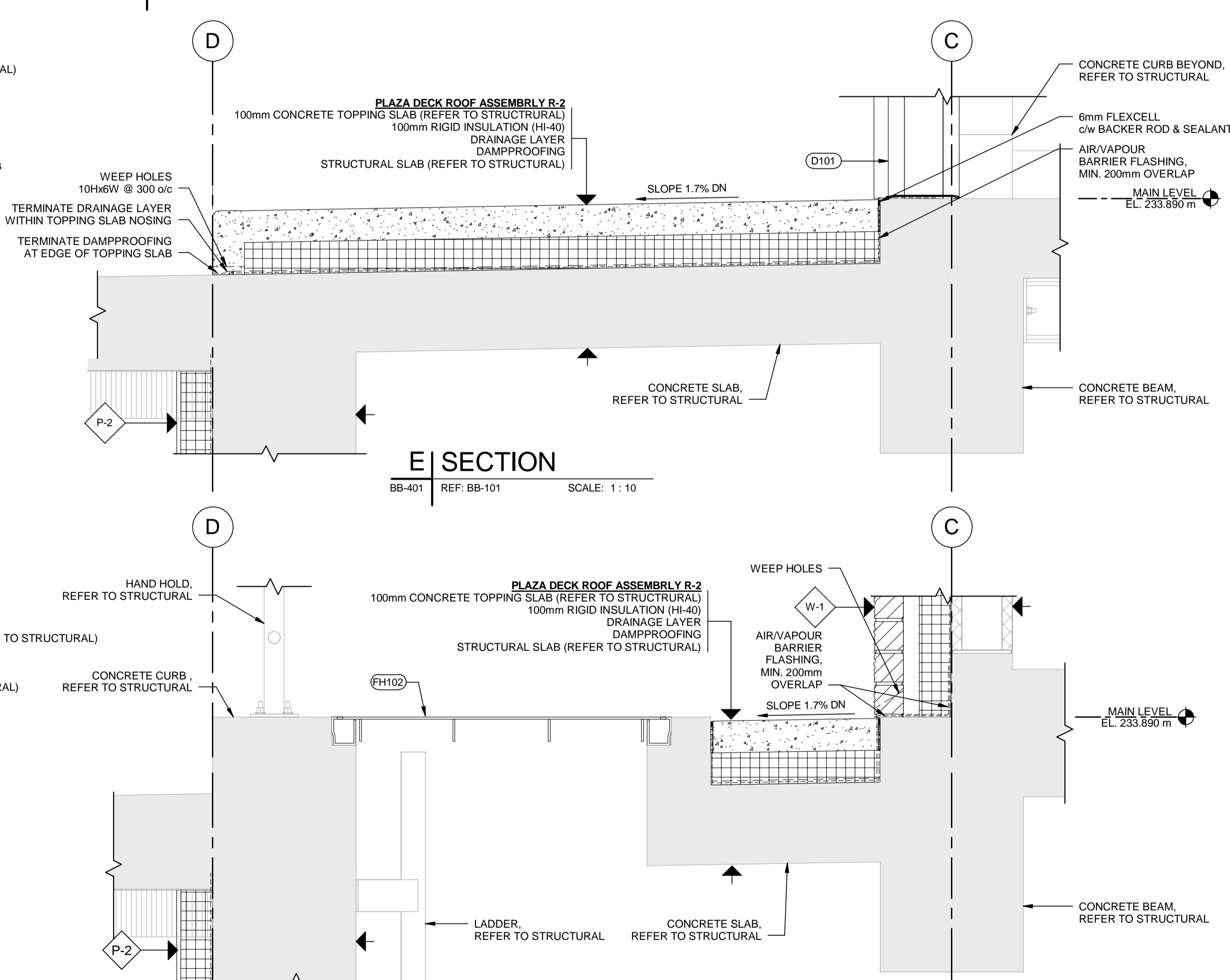
**ROOF ASSEMBLY R-1**  
 PRE-FINISHED STANDING SEAM ROOF PANEL  
 ROOF UNDERLAY  
 13mm PLYWOOD  
 PRE-ENGINEERED TRUSSES @ 600 o/c  
 BATT INSULATION R-42  
 150um VAPOUR BARRIER  
 CEILING (SEE REFLECTED CEILING PLAN)



2 | DETAIL  
BB-401 REF: BB-301 SCALE: 1:10



3 | DETAIL  
BB-401 REF: BB-302 SCALE: 1:10



E | SECTION  
BB-401 REF: BB-101 SCALE: 1:10

F | SECTION  
BB-401 REF: BB-101 SCALE: 1:10


FOUNDATION CONCRETE SHOWN FOR CLARITY, REFER TO STRUCTURAL FOR DETAILS

**AECOM**  
 Certificate of Authorization  
 AECOM Canada Ltd.  
 No. 4671 Date: \_\_\_\_\_

UNDERGROUND STRUCTURES		B.M. ELEV.
SUPV. U/G STRUCTURES	DATE	
LOCATION OF UNDERGROUND STRUCTURES AS SHOWN ARE BASED ON THE BEST INFORMATION AVAILABLE. BUT NO GUARANTEE IS GIVEN THAT ALL EXISTING UTILITIES ARE SHOWN OR THAT THE GIVEN LOCATIONS ARE EXACT. CONFIRMATION OF EXISTENCE AND EXACT LOCATION OF ALL SERVICES MUST BE OBTAINED FROM THE INDIVIDUAL UTILITIES BEFORE PROCEEDING WITH CONSTRUCTION.		
O	ISSUED FOR TENDER	17/01/09 KK
NO.	REVISIONS	DATE BY DATE
		06/01/2016
		09/06/2016

**AECOM**

DESIGNED BY	KK	CHECKED BY	GGP
DRAWN BY	KK	APPROVED BY	AN
HOR. SCALE	AS SHOWN	RELEASED FOR CONSTRUCTION	
VERTICAL		DATE	09/06/2016



**THE CITY OF WINNIPEG**  
 PUBLIC WORKS DEPARTMENT

Waverley Street Underpass at CN Mile 3.89 Rivers Sub  
 Contract 2: Underpass Structure, Railworks, Roadworks, Land Drainage Sewer, Pumping Station and Landscaping Works

PUMPING STATION  
 DETAILS

CITY DRAWING NUMBER  
 U-239-2016-C2-BB-401  
 SHEET 9 OF 9  
 CONSULTANT DRAWING NUMBER  
 C2-BB-401

METRIC  
 WHOLE NUMBERS INDICATE MILLIMETRES  
 DECIMALIZED NUMBERS INDICATE METRES