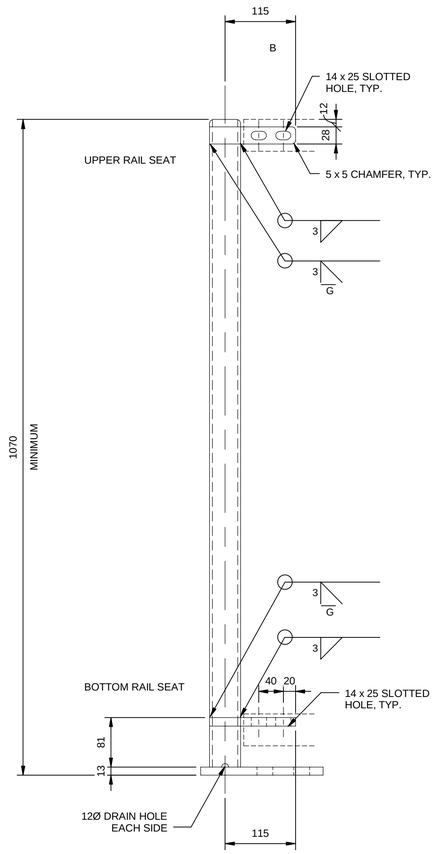

END POSTS

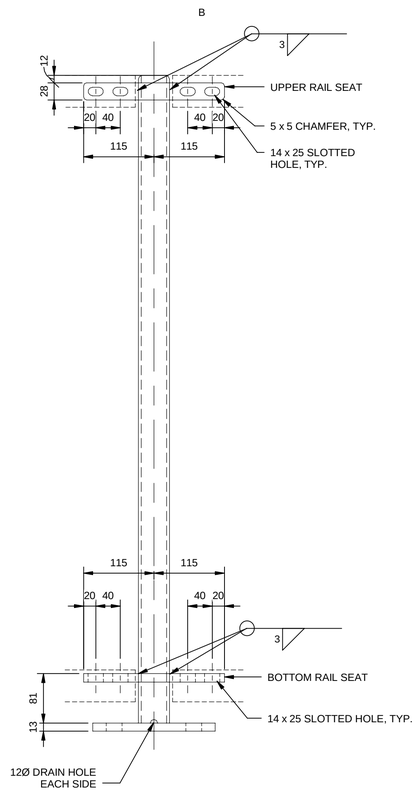

INTERMEDIATE POSTS

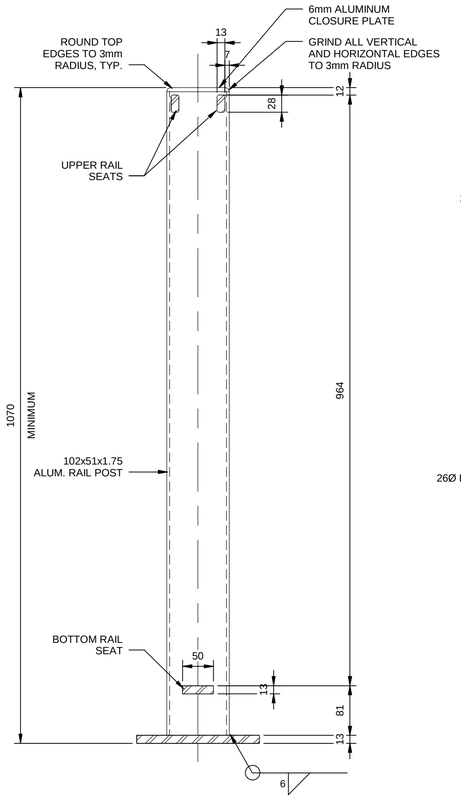

B | SECTION

BS-005 SCALE: 1 : 5

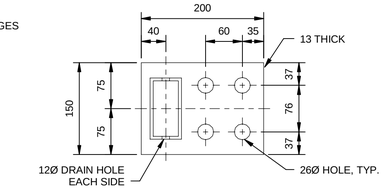

END POST BASE PLATE

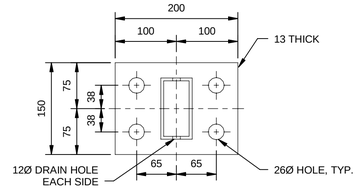

INTERMEDIATE POST BASE PLATE

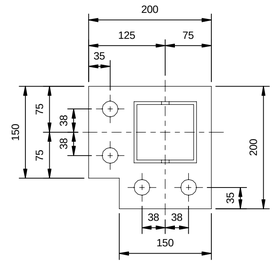

CORNER POST BASE PLATE

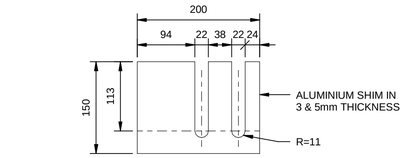

END POST SHIM PLATE

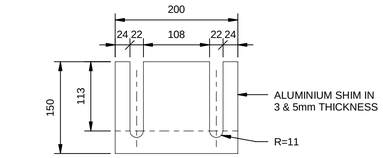

INTERMEDIATE POST SHIM PLATE

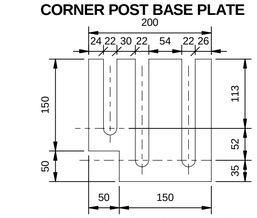

CORNER POST SHIM PLATE

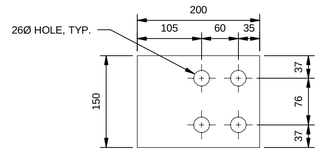

END POST NEOPRENE PAD

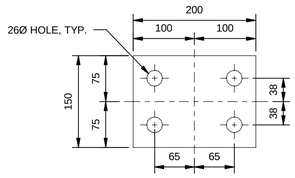

INTERMEDIATE POST NEOPRENE PAD

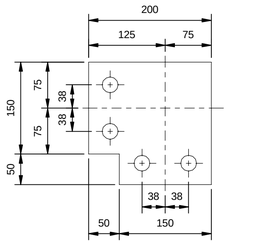

CORNER POST NEOPRENE PAD

4 | DETAILS

BS-005 SCALE: 1 : 5

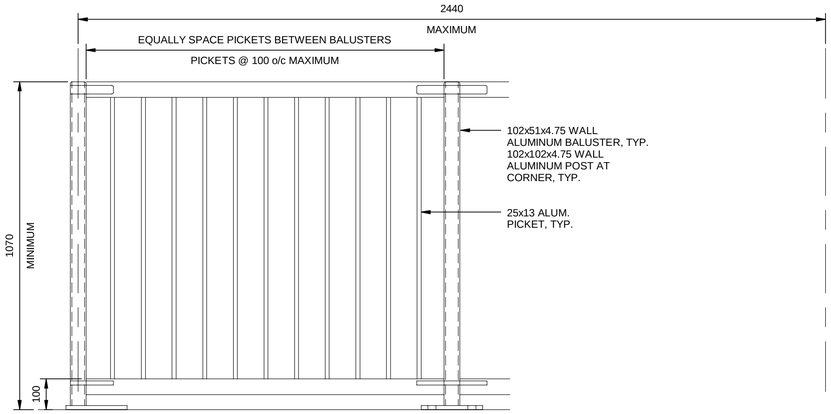

1 | ELEVATION

BS-005 SCALE: 1 : 10

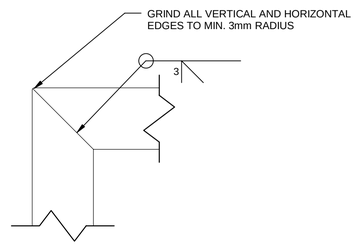

3 | DETAIL

BS-005 SCALE: 1 : 5

20 | TOP MOUNT ALUMINUM GUARDRAIL

BS-005 SCALE: 1 : 5

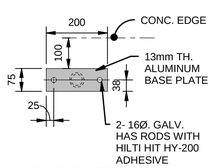

BASE PLATE

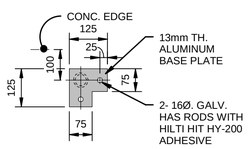

CORNER BASE PLATE

19 | STD DETAIL ALUM. GUARDRAIL TO CONCRETE BASE PLATE

BS-005 SCALE: 1 : 10

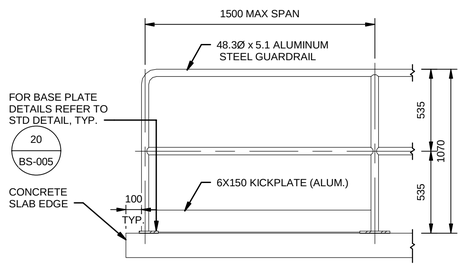

18 | STD DETAIL ALUM. GUARDRAIL TO CONCRETE

BS-005 SCALE: 1 : 20

METRIC
WHOLE NUMBERS INDICATE MILLIMETRES
DECIMALIZED NUMBERS INDICATE METRES

NOTES:

1. THIS DRAWING TO BE READ IN CONJUNCTION WITH SHEET No. BS-201 AND THE SPECIFICATIONS.
2. ALUMINUM EXTRUSIONS SHALL CONFORM TO ASTM B221, ALLOY 6351-T6. ALUMINUM PLATES SHALL CONFORM TO ASTM B221, ALLOY 5083. STAINLESS STEEL HEXAGONAL HEAD CAP SCREWS SHALL MEET THE ASTM A278, TYPE 430 REQUIREMENTS.
3. M.I.G. WELDING PROCESS SHALL BE USED.
4. RAIL POST AND BALUSTERS SHALL BE SET VERTICAL.
5. ANTI-SEIZE COATING TO BE SUPPLIED AND APPLIED TO ALL THREADED COMPONENTS WHEN BEING ASSEMBLED, IE. LPS-3- MANUFACTURE HOLT-LLOYD (CANADA) LTD. MARKHAM ONTARIO.
6. SS DENOTES STAINLESS STEEL.
7. ALL SLOTTED HOLES MUST BE FINISHED SMOOTH AND TRUE.
8. PROVIDE TAMPER PROOF HARDWARE INCLUDING NYLON LOCKNUTS.
9. PROVIDE A BITUMINOUS COATING IF ALUMINUM COMPONENTS ARE IN CONTACT WITH CONCRETE.

APEGM
Certificate of Authorization
AECOM Canada Ltd.
No. 4671 Date:_____

UNDERGROUND STRUCTURES

SUPV. U/G STRUCTURES DATE

LOCATION OF UNDERGROUND STRUCTURES AS SHOWN ARE BASED ON THE BEST INFORMATION AVAILABLE, BUT NO GUARANTEE IS GIVEN THAT ALL EXISTING UTILITIES ARE SHOWN OR THAT THE GIVEN LOCATIONS ARE EXACT. CONFIRMATION OF EXISTENCE AND EXACT LOCATION OF ALL SERVICES MUST BE OBTAINED FROM THE INDIVIDUAL UTILITIES BEFORE PROCEEDING WITH CONSTRUCTION.

B.M. ELEV.

NO.	REVISIONS	DATE	BY
O	ISSUED FOR TENDER	17/01/09	KK

AECOM

DESIGNED BY	KK/JT	CHECKED BY	SBB
DRAWN BY	KK	APPROVED BY	AN
HOR. SCALE / VERTICAL	AS SHOWN	RELEASED FOR CONSTRUCTION	
DATE	06/01/2016	DATE	09/06/2016

ENGINEER'S SEAL: PROVINCE OF MANITOBA — J.A. THOMPSON Member 30632 — REGISTERED PROFESSIONAL ENGINEER

CONSULTANT PROJECT NUMBER: 60321148

Winnipeg

THE CITY OF WINNIPEG
PUBLIC WORKS DEPARTMENT

WAVERLEY STREET UNDERPASS AT CN MILE 3.89 RIVERS SUB
CONTRACT 2: UNDERPASS STRUCTURE, RAILWORKS, ROADWORKS, LAND DRAINAGE SEWER, PUMPING STATION AND LANDSCAPING WORKS

PUMPING STATION
STANDARD DETAILS

CITY DRAWING NUMBER: U-239-2016-C2- BS-005
SHEET 5 OF 16
CONSULTANT DRAWING NUMBER: C2-BS-005

P:\60321148\900 - Work\910 - CAD\99 - SUPPORT\PROJECT_TITLE_BLOCKS\Title Block for Pump Station works\163353 - XTB - C1 - CU.dwg