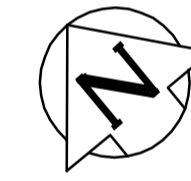
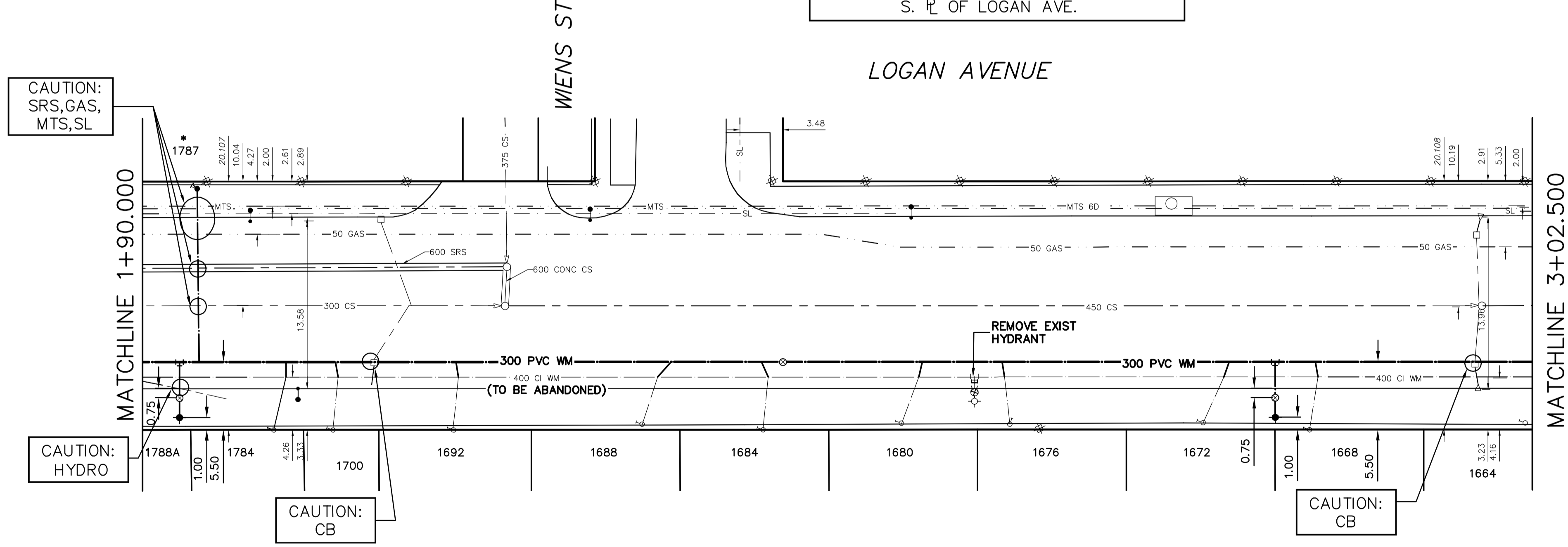


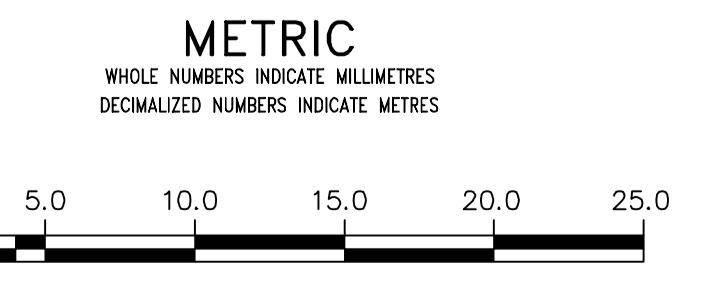
NOTE: CHAINAGES SHOWN ARE ALONG
S. R. OF LOGAN AVE.



WATER SERVICE INFORMATION

ADDRESS	SIZE (mm) MATERIAL (STREET)	SIZE (mm) MATERIAL (PROP.)	SHORT & LONG MEASUREMENT	CORP. LOCATION	REMARKS
1664 LOGAN AVE	20	12	1.27 WEL HSE	-	RECONNECT SERVICE
1666 LOGAN AVE	20	12	68.065 WW MCKELVEY ST	-	RECONNECT SERVICE
1666 LOGAN AVE	20	12	1.48 EWL HSE	0.8 E OF S/C	RECONNECT SERVICE
1666 LOGAN AVE	20	12	43.004 EEL WEINS ST	-	RECONNECT SERVICE
1672 LOGAN AVE	20	12	3.98 EWL HSE	1.7 E OF S/C	RECONNECT SERVICE
1672 LOGAN AVE	20	12	34.234 EEL WEINS ST	-	RECONNECT SERVICE
1676 LOGAN AVE	20	12	0.93 EWL HSE	0.5 W OF S/C	RECONNECT SERVICE
1676 LOGAN AVE	20	12	18.707 EEL WEINS ST	-	RECONNECT SERVICE
1680 LOGAN AVE	20	12	3.40 WEL HSE	1.7 E OF S/C	RECONNECT SERVICE
1680 LOGAN AVE	20	12	9.908 EEL WEINS ST	-	RECONNECT SERVICE
1684 LOGAN AVE	20	50	2.54 WEL HSE	OPP S/C	RECONNECT SERVICE
1684 LOGAN AVE	20	50	1.209 WEL WEINS ST	-	RECONNECT SERVICE
1688 LOGAN AVE	20	12	0.50 WEL HSE	1.2 E OF S/C	RECONNECT SERVICE
1688 LOGAN AVE	20	12	4.278 EWL WEINS ST	-	RECONNECT SERVICE
1692 LOGAN AVE	20	12	3.26 WEL HSE	0.4 W OF VALVE	RECONNECT SERVICE
1700 LOGAN AVE	20	20	10.989 WW WEINS ST	-	RECONNECT SERVICE
1700 LOGAN AVE	20	20	3.50 WEL BLDG	0.5 E OF S/C	RECONNECT SERVICE
1784 LOGAN AVE	38	38	20.745 WW WEINS ST	-	RECONNECT SERVICE
1784 LOGAN AVE	38	38	0.55 WEL BLDG	1.0 E OF VALVE	RECONNECT SERVICE
1787 LOGAN AVE	13	20	25.602 WW WEINS ST	-	RENEW TO R W/20 CU
1787 LOGAN AVE	13	20	OPP WL HSE	-	RECONNECT SERVICE
1787 LOGAN AVE	13	20	27.263 EEL KEEWATIN ST	OPP VALVE	RECONNECT SERVICE
1788 (A,B,C) LOGAN AVE	20	20	7.63 WEL BLDG	1.2 W OF S/C	RECONNECT SERVICE
1788 (A,B,C) LOGAN AVE	20	20	56.605 WW WEINS ST	-	RECONNECT SERVICE

* SERVICES TO BE RENEWED TO R. ALL OTHERS TO BE RECONNECTED



WARNING
IF POWER EQUIPMENT OR EXPLOSIVES ARE TO BE USED FOR EXCAVATION ON THIS PROJECT THE CONTRACTOR MUST:
1) NOTIFY THE GAS COMPANY OF THE PROPOSED LOCATION OF EXCAVATION.
2) TAKE PRECAUTION TO AVOID DAMAGE TO GAS COMPANY INSTALLATIONS.
SEE PROVINCIAL REGULATION 210/72 FOR DETAILS

LOCATION APPROVED
UNDERGROUND STRUCTURES
SUPV. U/G STRUCTURES COMMITTEE DATE
NOTE:
LOCATION OF UNDERGROUND STRUCTURES AS SHOWN ARE BASED ON THE BEST INFORMATION AVAILABLE BUT NO GUARANTEE IS GIVEN THAT ALL EXISTING UTILITIES ARE SHOWN OR THAT THE GIVEN LOCATIONS ARE EXACT. CONFIRMATION OF EXISTENCE AND EXACT LOCATION OF ALL UTILITIES MUST BE OBTAINED FROM THE INDIVIDUAL UTILITIES BEFORE PROCEEDING WITH CONSTRUCTION.

NO.	REVISIONS	DATE	BY

DESIGNED BY	MJK	CHECKED BY	SC
DRAWN BY	RS	APPROVED BY	KZ
SCALE:	HORIZONTAL 1:250	RELEASED FOR CONSTRUCTION	KAS ZUREK
	VERTICAL 1:50	DATE	DATE
		2016 02 09	
PLOT DATE:		2016 02 09	

ENGINEER'S SEAL
ORIGINAL SIGNED BY
S.R.J. COUNROYER
16/02/09
CONSULTANT DRAWING NUMBER
-

THE CITY OF WINNIPEG
 WATER AND WASTE DEPARTMENT
 ENGINEERING DIVISION
 2016 WATER MAIN RENEWALS
 CONTRACT 11
LOGAN AVENUE
 48 E OF KEEWATIN STREET TO
 67 W OF MCKELVEY STREET

SHEET 3 OF 10
CITY DRAWING NUMBER D-14169