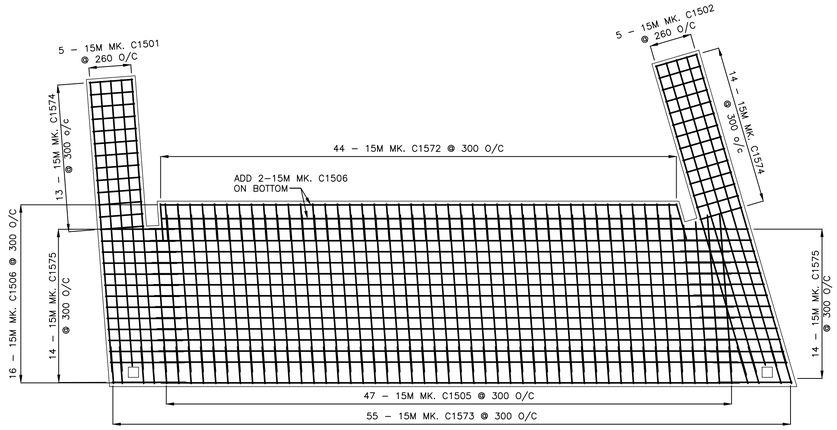

SLOPE PAVING – WEST SIDE ABUTMENT
1:75

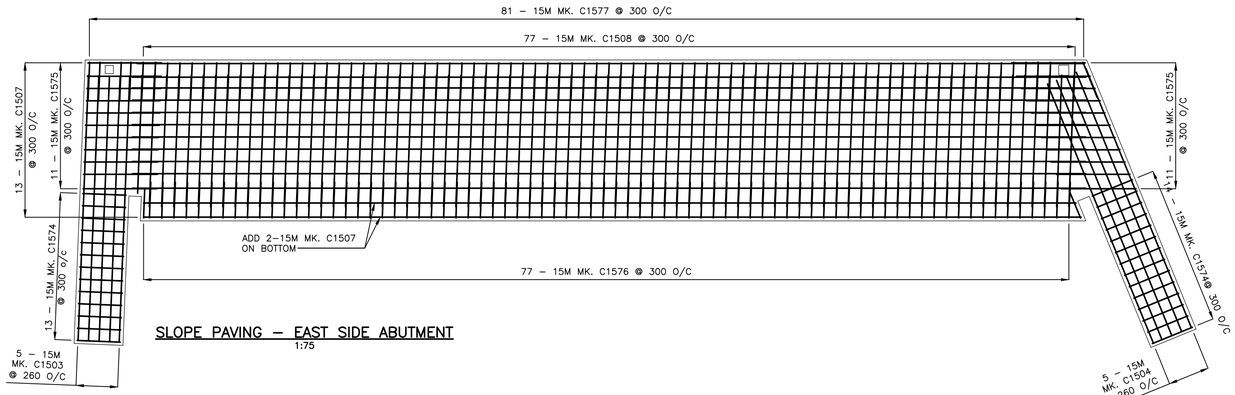

SLOPE PAVING – EAST SIDE ABUTMENT
1:75

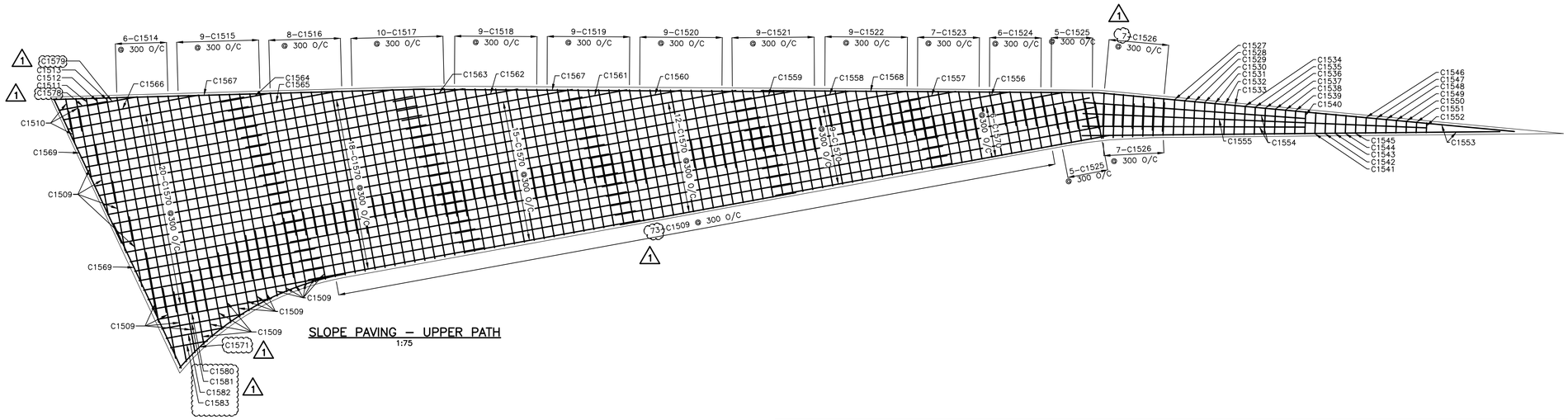

SLOPE PAVING – UPPER PATH
1:75

BILL OF REINFORCING STEEL 1

STRAIGHT BARS			
MARK	QTY.	LENGTH (mm)	MASS (kg)
C1501	5	7110	55.8
C1502	5	7880	61.9
C1503	5	6494	51.0
C1504	5	6854	53.8
C1505	47	3845	283.7
C1506	18	14152	399.9
C1507	15	23346	549.8
C1508	77	3220	389.3
C1509	95	3220	278.0
C1510	3	980	4.6
C1511	1	2010	3.2
C1512	1	3160	5.0
C1513	1	4320	6.8
C1514	6	6480	61.0
C1515	9	5550	78.4
C1516	8	4280	53.8
C1517	10	3830	60.1
C1518	9	3320	46.9
C1519	9	2810	39.7
C1520	9	2330	32.9
C1521	9	1830	25.9
C1522	9	1320	18.7
C1523	7	1410	15.5
C1524	6	1010	9.5

STRAIGHT BARS			
MARK	QTY.	LENGTH (mm)	MASS (kg)
C1525	10	1090	17.1
C1526	14	970	21.3
C1527	1	1060	1.7
C1528	1	1030	1.6
C1529	1	1000	1.6
C1530	1	970	1.5
C1531	1	935	1.5
C1532	1	905	1.4
C1533	1	875	1.4
C1534	1	840	1.3
C1535	1	810	1.3
C1536	1	780	1.2
C1537	1	750	1.2
C1538	1	720	1.1
C1539	1	690	1.1
C1540	1	660	1.0
C1541	1	630	1.0
C1542	1	600	0.9
C1543	1	565	0.9
C1544	1	535	0.8
C1545	1	505	0.8
C1546	1	475	0.7
C1547	1	440	0.6
C1548	1	410	0.6

STRAIGHT BARS			
MARK	QTY.	LENGTH (mm)	MASS (kg)
C1549	1	380	0.6
C1550	1	350	0.5
C1551	1	320	0.5
C1552	1	290	0.5
C1553	2	12400	38.9
C1554	2	6600	20.7
C1555	1	10200	16.0
C1556	1	3175	5.0
C1557	1	1665	2.6
C1558	1	3420	5.4
C1559	1	1970	3.1
C1560	1	3460	5.4
C1561	1	1950	3.1
C1562	1	3625	5.7
C1563	1	2115	3.3
C1564	1	1505	2.4
C1565	1	3285	5.2
C1566	1	4085	6.4
C1567	2	11000	34.5
C1568	1	10000	15.7
C1569	2	4715	14.8
C1570	80	5300	665.7
C1578	1	1451	2.3
C1579	1	1506	2.4
C1580	1	3438	5.4
C1581	1	2469	3.9
C1582	1	1726	2.7
C1583	1	1104	1.7

BENT BARS										
MARK	QTY.	TYPE	A	B	C	D	E	LENGTH (mm)	MASS (kg)
C1571	1	E	5760	8401				5760	9.0
C1572	44	A	316	165	212	378	602	1673	115.6
C1573	55	B	600	457				1057	91.3
C1574	54	C	75	1080	75			1230	104.3
C1575	50	D	75	806	106	600		1587	124.6
C1576	77	A	322	165	215	380	600	1682	203.3
C1577	81	B	600	449				1049	133.4

TOTAL MASS OF BLACK STEEL REINFORCING 4330.8 kg

BAR TYPES

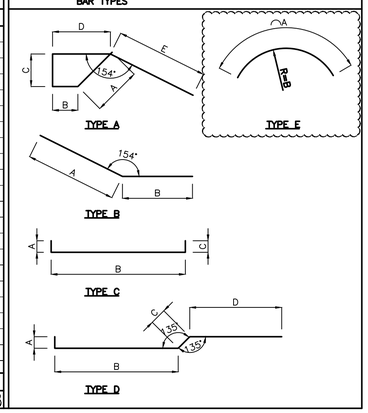

LOCATION APPROVED
UNDERGROUND STRUCTURES

SUPV. U/G STRUCTURES COMMITTEE — DATE

NOTE:
LOCATION OF UNDERGROUND STRUCTURES AS SHOWN ARE BASED ON THE BEST INFORMATION AVAILABLE BUT NO GUARANTEE IS GIVEN THAT ALL EXISTING UTILITIES ARE SHOWN OR THAT THE GIVEN LOCATIONS ARE EXACT. CONFIRMATION OF EXISTENCE AND EXACT LOCATION OF ALL SERVICES MUST BE OBTAINED FROM THE INDIVIDUAL UTILITIES BEFORE PROCEEDING WITH CONSTRUCTION.

B.M. ELEV.

NO.	REVISIONS	DATE	BY
1	ISSUED FOR ADDENDUM No.1	16.07.13	K.S.A.
0	ISSUED FOR TENDER	16.07.04	K.S.A.

Stantec
500 - 311 Portage Avenue, Winnipeg MB Canada
www.stantec.com

DESIGNED BY S.Y. — CHECKED BY K.S.A.
DRAWN BY V.F. — APPROVED BY B.J.W.
HOR. SCALE: AS NOTED — RELEASED FOR CONSTRUCTION:
VERTICAL:
DATE 2016.02.19 — DATE

ENGINEER'S SEAL

CONSULTANT DRAWING NO. S-122

Winnipeg
THE CITY OF WINNIPEG
PUBLIC WORKS DEPARTMENT
ENGINEERING DIVISION

2016 REGIONAL STREET PROGRAM
ARCHIBALD STREET
UNDERPASS REHABILITATION
SLOPE PAVING REINFORCING AND SCHEDULE

SHEET 38 OF 62
CAD FILE DRAWING NUMBER 06880s–119–884.dwg
CITY DRAWING NUMBER U205-16-38

Date: 2016 Jul 13 11:01am Login: Frevers, Vince
Y:\1137\active\113706880\0300_drawing\0302_sheet_files\03_structural\06880s–119–884.dwg