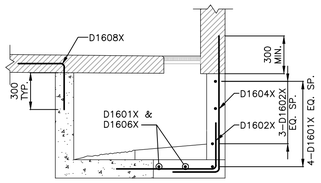

DRAINAGE PIT – WEST SIDE ABUTMENT
1:75

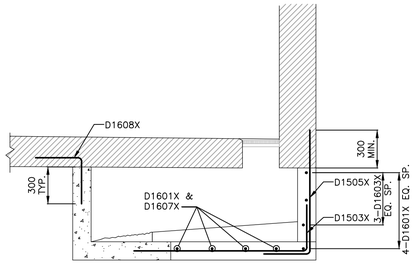

DRAINAGE PIT – EAST SIDE ABUTMENT
1:75

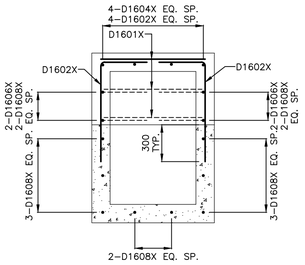

DRAINAGE PIT – WEST SIDE ABUTMENT
1:75

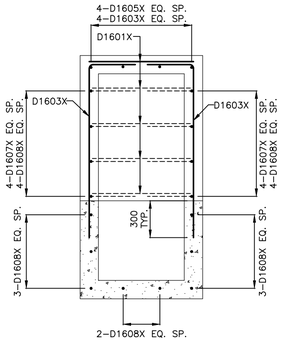

DRAINAGE PIT – EAST SIDE ABUTMENT
1:75

BILL OF REINFORCING STEEL

STRAIGHT BARS

MARK	QTY.	LENGTH (mm)	MASS (kg)
D1601X	14	850	18.7

BENT BARS

MARK	QTY.	TYPE	A	B		LENGTH (mm)	MASS (kg)
D1602X	7	A	375	835		1210	13.3
D1603X	7	A	375	1435		1810	19.9
D1604X	4	A	375	1110		1485	9.3
D1605X	5	A	375	1010		1385	10.9
D1606X	4	A	375	800		1175	7.4
D1607X	8	A	375	700		1075	13.5
D1608X	28	A	375	375		750	33.0
TOTAL MASS OF MMFX STEEL REINFORCING							112.7 kg

BAR TYPES

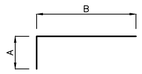

TYPE A

NOTE:

1. All dimensions given in bending diagram are out to out, except raddii. radii are inside dimensions. All reinforcing steel bends and hooks shall conform to clause 6.6.2 of C.S.A. A23.1–04, unless noted otherwise in the BILL OF REINFORCING STEEL.
2. All reinforcing steel shall be deformed steel, unless noted otherwise in the BILL OF REINFORCING STEEL.
3. Like bars shall be bundled, securely tied and identified as to mark and site no. by appropriate means. All other items to be identified in a similar fashion.
4. Unless otherwise noted, pin diameters shall be similar at all bends and hooks of a bar in accordance with the following detail:

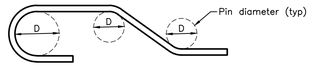

LOCATION APPROVED
UNDERGROUND STRUCTURES

SUPV. U/G STRUCTURES COMMITTEE — DATE

NOTE:
LOCATION OF UNDERGROUND STRUCTURES AS SHOWN ARE BASED ON THE BEST INFORMATION AVAILABLE BUT NO GUARANTEE IS GIVEN THAT ALL EXISTING UTILITIES ARE SHOWN OR THAT THE GIVEN LOCATIONS ARE EXACT. CONFIRMATION OF EXISTENCE AND EXACT LOCATION OF ALL SERVICES MUST BE OBTAINED FROM THE INDIVIDUAL UTILITIES BEFORE PROCEEDING WITH CONSTRUCTION.

B.M.
ELEV.

NO.	REVISIONS	DATE	BY
0	ISSUED FOR TENDER	16.07.04	K.A.

Stantec
500 - 311 Portage Avenue, Winnipeg MB Canada
www.stantec.com

DESIGNED BY	S.Y.	CHECKED BY	K.S.A.
DRAWN BY	V.F.	APPROVED BY	B.J.W.
HOR. SCALE: VERTICAL:	AS NOTED	RELEASED FOR CONSTRUCTION:	
DATE	2016.07.04	DATE	

ENGINEER'S SEAL

CONSULTANT DRAWING NO.
S-142

Winnipeg
THE CITY OF WINNIPEG
PUBLIC WORKS DEPARTMENT
ENGINEERING DIVISION

2016 REGIONAL STREET PROGRAM
ARCHIBALD STREET
UNDERPASS REHABILITATION
DRAINAGE PIT REINFORCING DETAILS

SHEET 58 OF 62
CAD FILE DRAWING NUMBER 06880s–142–884.dwg
CITY DRAWING NUMBER U205-16-58

Y:\1137\active\113706880\3300_drawing\0302_sheet_files\03_structural\06880s-142-884.dwg
Date: 2016 Jul 05 2:56pm Login: bernardt, vanna