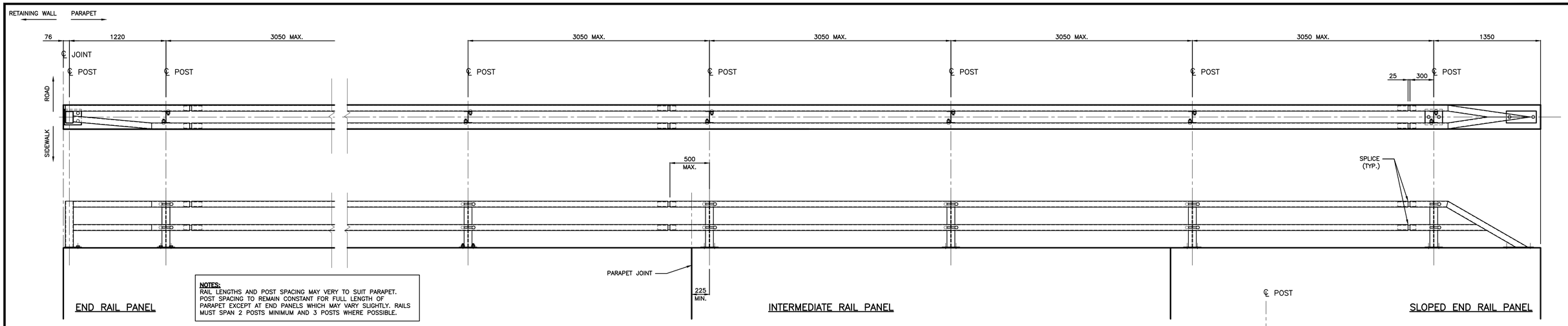

NOTES:
RAIL LENGTHS AND POST SPACING MAY VERY TO SUIT PARAPET. POST SPACING TO REMAIN CONSTANT FOR FULL LENGTH OF PARAPET EXCEPT AT END PANELS WHICH MAY VARY SLIGHTLY. RAILS MUST SPAN 2 POSTS MINIMUM AND 3 POSTS WHERE POSSIBLE.

TYPICAL LAYOUT
SCALE 1:25

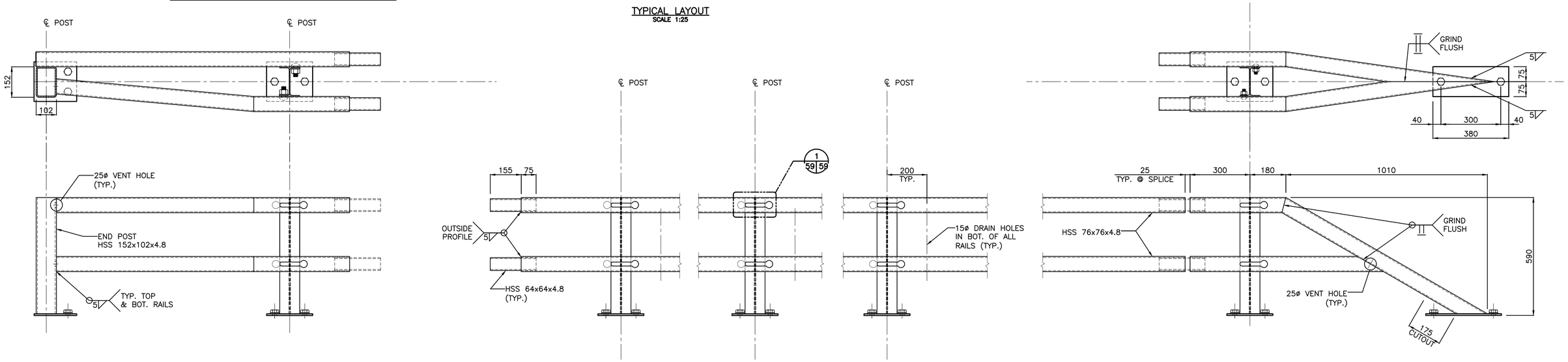

DETAILS OF RAIL
SCALE 1:10

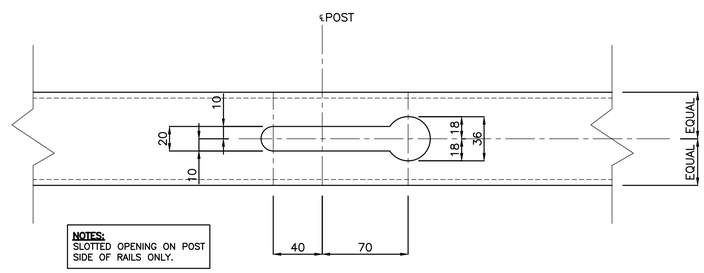

NOTES:
SLOTTED OPENING ON POST SIDE OF RAILS ONLY.

1 / 143 143 DETAIL
1:2.5

NOTES:

1. STEELWORK MATERIAL TO CONFORM TO SPECIFICATIOINS AS FOLLOWS:
   (A) HOLLOW STEEL STRUCTURAL SECTIONS – G40.21M 350 CLASS C.
   (B) BOLTS – A.S.T.M. A325
   (C) ROUND HEAD BOLTS – A.S.T.M. A449
   (D) PLATES – G40.21M 260.
2. ALL STEELWORK TO BE GALVANIZED AFTER FABRICATION. GALVANIZING TO BE IN ACCORDANCE WITH C.S.A. SPECIFICATION G164, TABLE 1. ALL BOLTS, NUTS AND WASHERS SHALL BE MECHANICALLY GALVANIZED.
3. POSTS TO BE ANCHORED TO THE PARAPET WITH PRE–SET ANCHOR TYPE SGR–1 BY NCA. COMPLETE UNIT SHALL BE HOT DIPPED GALVANIZED TO A.S.T.M. A–153. COMES WITH 2 – 20ø (¾"ø) GALVANIZED BOLTS.
4. PROVIDE 4mm CAP PLATES AS REQUIRED FOR ALL HSS MEMBERS.

LOCATION APPROVED
UNDERGROUND STRUCTURES

SUPV. U/G STRUCTURES COMMITTEE — DATE

NOTE:
LOCATION OF UNDERGROUND STRUCTURES AS SHOWN ARE BASED ON THE BEST INFORMATION AVAILABLE BUT NO GUARANTEE IS GIVEN THAT ALL EXISTING UTILITIES ARE SHOWN OR THAT THE GIVEN LOCATIONS ARE EXACT. CONFIRMATION OF EXISTENCE AND EXACT LOCATION OF ALL SERVICES MUST BE OBTAINED FROM THE INDIVIDUAL UTILITIES BEFORE PROCEEDING WITH CONSTRUCTION.

B.M.
ELEV.

NO.	REVISIONS	DATE	BY
0	ISSUED FOR TENDER	16.07.04	K.S.A.

Stantec
500 - 311 Portage Avenue, Winnipeg MB Canada
www.stantec.com

DESIGNED BY	S.Y.	CHECKED BY	K.S.A.
DRAWN BY	T.B.C.	APPROVED BY	B.W.
HOR. SCALE: VERTICAL:	AS SHOWN	RELEASED FOR CONSTRUCTION:	
DATE	2016.07.04	DATE	

ENGINEER'S SEAL

CONSULTANT DRAWING NO.
S-143

Winnipeg
THE CITY OF WINNIPEG
PUBLIC WORKS DEPARTMENT
ENGINEERING DIVISION

2016 REGIONAL STREET PROGRAM
ARCHIBALD STREET
UNDERPASS REHABILITATION
STEEL BICYCLE RAILING (1 OF 2)

SHEET 59 OF 62
CAD FILE DRAWING NUMBER
06880s–143–884.dwg
CITY DRAWING NUMBER
U205-16-59

V:\1137\active\113706880\0300_drawing\0302_sheet_files\03_structural\06880s-143-884.dwg
2016/07/04 4:24 PM By: Colley, Trevor
27884