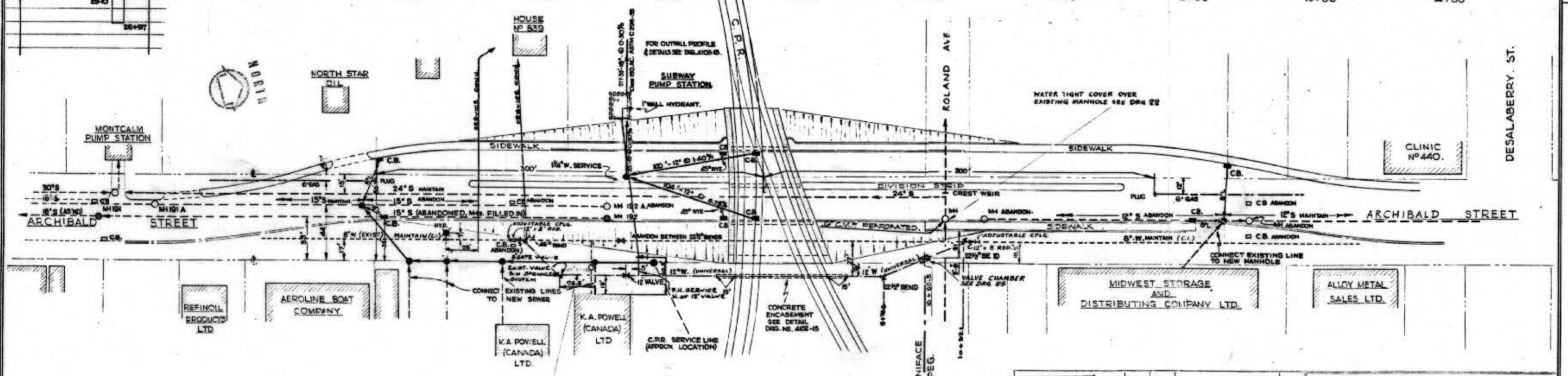


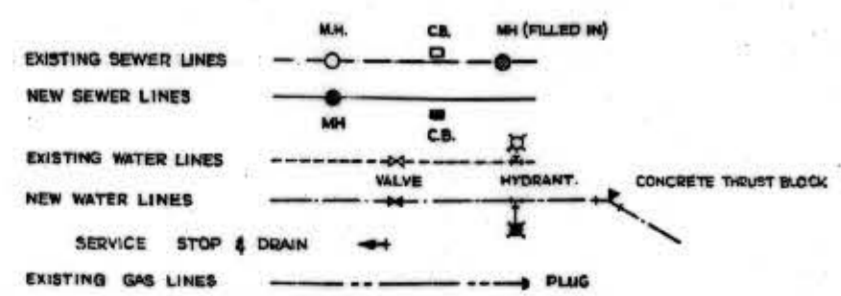


PROFILE
SCALE: HOR. 1" = 40' VERT. 1" = 4'0"



PLAN
SCALE: 1" = 40'0"



NO.	REVISIONS	DATE
1	AS CONSTRUCTED	
2	SHALL "S"	
3	ALLEGED PORTION OF "S"	
4	CHANGED "S" TO "R"	

HADDIN, DAVIS & BROWN (MANITOBA) LIMITED
 CONSULTING ENGINEERS
 WINNIPEG, MANITOBA
CITY OF ST. BONIFACE, MANITOBA
ARCHIBALD ST. SUBWAY
UTILITIES
PLAN and PROFILE

SCALE AS SHOWN
 DATE AUG. 1959
 DSGN. BY W.W.
 DRN. BY A.W.H.

CKD. BY R.C.M.
 APP. BY J.E.D.
 JOB No. 4102
 SHEET No. 13 OF 22

DWG. No.
SW2-13

1 2 3 4 5 6 7 8 9 10 11 12 13 14 15 16 17 18 19 20 21 22 23 24