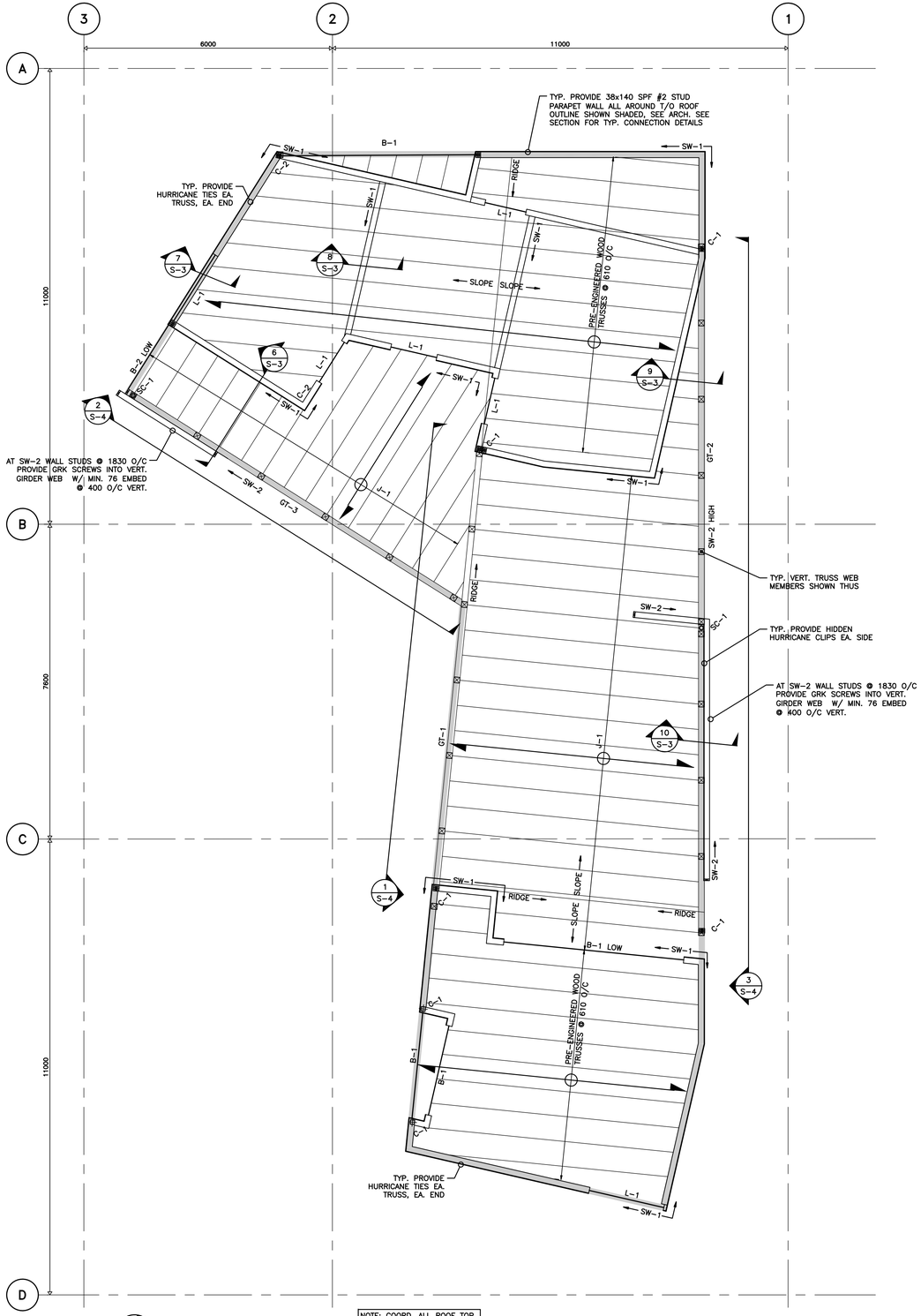

ROOF FRAMING PLAN

1 : 60

NORTH

DESIGN LOADS:

DEAD LOAD:	1.0 kPa
SNOW LOAD:	1.72 kPa
UPLIFT:	1.0 kPa
q 1/50:	0.45 kPa

OPEN TERRAIN

NOTE: COORD. ALL ROOF TOP OPENINGS W/ ARCH. & MECH.

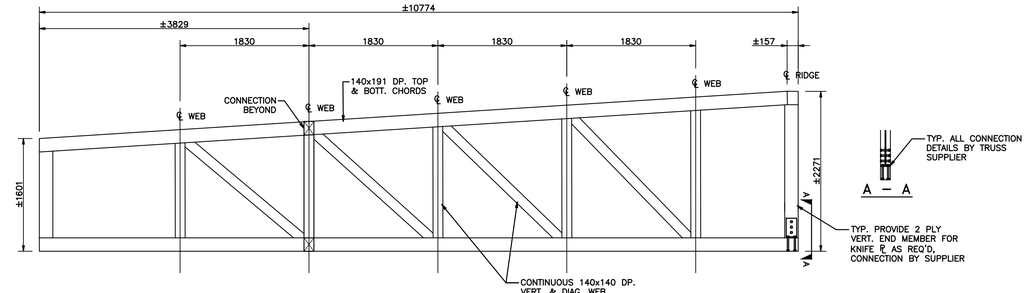

GIRDER TRUSS GT-1 DETAIL

1:40

NOTE:
ALL TRUSS MEMBERS MINIMUM SELECT STRUCTURAL OR SPF #1 GRADE OR DF-L #2

TYP. TRUSS SUPPLIER TO PROVIDE INTERNAL KNIFE PLATE CONNECTION DETAILS FOR ALL TRUSS CONNECTIONS BY ENGINEER REGISTERED IN MANITOBA. IF SPLICES ARE REQUIRED DUE TO MATERIAL AVAILABILITY, ENGINEER TO PROVIDE DETAIL INCORPORATING SUCH.

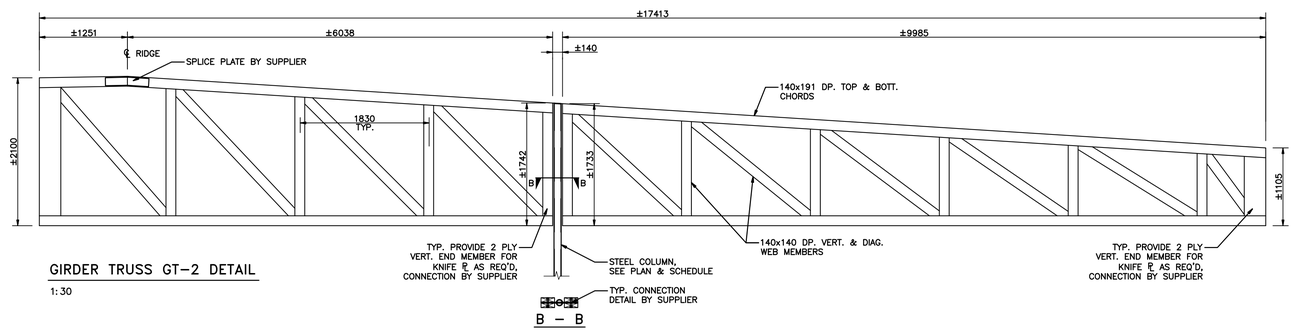

GIRDER TRUSS GT-2 DETAIL

1:30

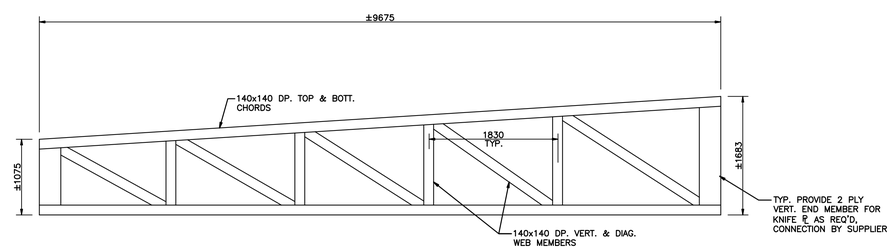

GIRDER TRUSS GT-3 DETAIL

1:30

STUD WALL SCHEDULE:

SW-1: 38x140 SPF #2 @ 610 O/C
C/W 9.5 PLYWOOD SHEATHING O.F.

SW-2: 38x140 SPF #2 @ 610 O/C

BEAM SCHEDULE:

B-1: 3 PLY 38x235 SPF #2

B-2: 2 PLY 38x184

LINTEL SCHEDULE:

L-1: 2 PLY 38x235 SPF #2

COLUMN SCHEDULE:

C-1: 3 PLY 38x140 SPF #2

STEEL COLUMN SCHEDULE:

SC-1: HSS 89ø x6.4
C/W POCKETED B.P. 12x250x250

JOIST SCHEDULE:

J-1: 2 PLY 38x235 SPF #2 @ 610 O/C OR
ROUGH SAWN SPF #2 102x235 @ 610 O/C

NOTE: TYP. AT LINTEL & BEAM LOC'NS PROVIDE MATCHING # STUDS/PLY EA. END, C/W SINGLE KING STUD FULL HEIGHT. STUD WIDTH TO MATCH WALL TYPE WIDTH.

No.	REVISION	DATE	BY
0	ISSUED FOR CONSTRUCTION	2016.07.06	JR

WOLFROM ENGINEERING LTD
CONSULTING ENGINEERS
345 WARDLAW AVENUE
WINNIPEG,CANADA R3L 0L5
(204)452-0041 FAX: 284-8680
E-Mail: info@wolfromeng.com

SEAL

APEGM
Certificate of Authorization
Wolfrom Engineering Ltd.
No. 1156 Expiry: April 30, 2017

PROVINCE OF MANITOBA
J.C.P. REID
Member
22314
2016-07-06
REGISTERED PROFESSIONAL ENGINEER

JOB TITLE

CRESCENT DRIVE PARK PAVILION

WINNIPEG, MB.

DRAWING TITLE

ROOF FRAMING PLAN & GIRDER TRUSS DETAILS

DRAWN BY	SCALE	DRAWING NO.
AVP	AS NOTED	S-2
FILE NO. W15085	DATE 2016.07.06	REVISION NO. 0