


#	date	issue notes
4	2016/08/26	RE-ISSUED FOR CONSTRUCTION
3	2016/08/24	RE-ISSUED FOR CONSTRUCTION
2	2016/08/18	RE-ISSUED FOR CONSTRUCTION
1	2016/07/27	RE-ISSUED FOR CONSTRUCTION
0	2016/07/15	ISSUED FOR CONSTRUCTION

professional seals



project information

**SEVEN OAKS POOL**

444 Adsum Drive  
Winnipeg, MB  
Canada

client

City of Winnipeg  
4th Floor - 86 King Street  
Winnipeg, MB

drawing information

**ELECTRICAL MAIN FLOOR POWER & SYSTEMS - NEW**

drawn by: GCN

approved by: *[Signature]*

scale: AS NOTED

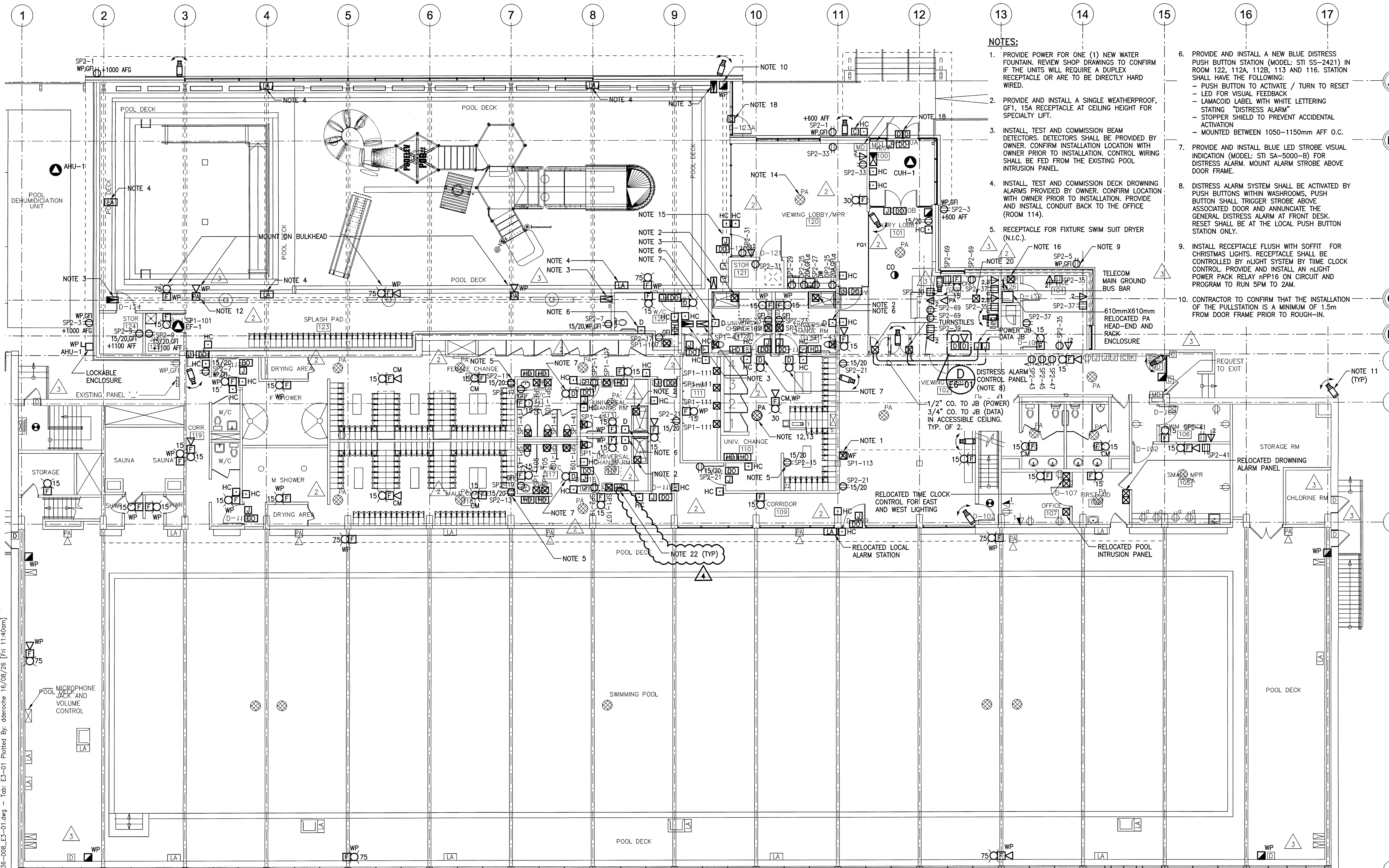
date issued: 2016.07.15

proj. #: 14-1736-008

rev. #: R-4

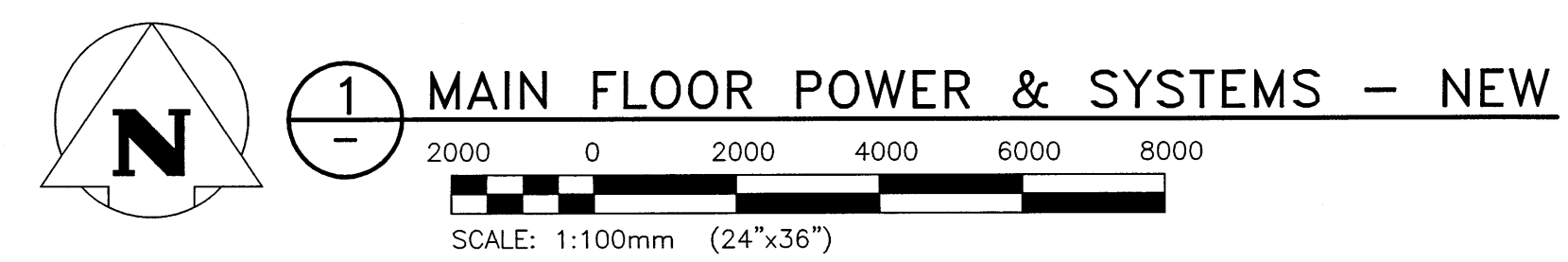
**SEVEN OAKS POOL RENOVATION & ADDITION**  
BID OPPORTUNITY NO. 645-2016

This drawing must not be scaled. The contractor shall verify all dimensions and other data on site prior to commencement of work. All discrepancies, errors, and omissions are to be reported to the architect. Drawing and specifications, as instruments of service, are the property of the architect, the copyright in the same being reserved to him. No reproduction may be made without the permission of the architect and when made, must bear his name. All prints to be returned to the architect on request.



- NOTES:**
- PROVIDE POWER FOR ONE (1) NEW WATER FOUNTAIN. REVIEW SHOP DRAWINGS TO CONFIRM IF THE UNITS WILL REQUIRE A DUPLEX RECEPTACLE OR ARE TO BE DIRECTLY HARD WIRED.
  - PROVIDE AND INSTALL A SINGLE WEATHERPROOF, GF1, 15A RECEPTACLE AT CEILING HEIGHT FOR SPECIALTY LIFT.
  - INSTALL, TEST AND COMMISSION BEAM DETECTORS. DETECTORS SHALL BE PROVIDED BY OWNER. CONFIRM INSTALLATION LOCATION WITH OWNER PRIOR TO INSTALLATION. CONTROL WIRING SHALL BE FED FROM THE EXISTING POOL INTRUSION PANEL.
  - INSTALL, TEST AND COMMISSION DECK DROWNING ALARMS PROVIDED BY OWNER. CONFIRM LOCATION WITH OWNER PRIOR TO INSTALLATION. PROVIDE AND INSTALL CONDUIT BACK TO THE OFFICE (ROOM 114).
  - RECEPTACLE FOR FIXTURE SWIM SUIT DRYER (N.I.C.).
  - PROVIDE AND INSTALL A NEW BLUE DISTRESS PUSH BUTTON STATION (MODEL: STI SS-2421) IN ROOM 122, 112A, 112B, 113 AND 116. STATION SHALL HAVE THE FOLLOWING:
    - PUSH BUTTON TO ACTIVATE / TURN TO RESET
    - LED FOR VISUAL FEEDBACK
    - LAMACOID LABEL WITH WHITE LETTERING STATING "DISTRESS ALARM"
    - STOPPER SHIELD TO PREVENT ACCIDENTAL ACTIVATION
    - MOUNTED BETWEEN 1050-1150mm AFF O.C.
  - PROVIDE AND INSTALL BLUE LED STROBE VISUAL INDICATION (MODEL: STI SA-5000-B) FOR DISTRESS ALARM. MOUNT ALARM STROBE ABOVE DOOR FRAME.
  - DISTRESS ALARM SYSTEM SHALL BE ACTIVATED BY PUSH BUTTONS WITHIN WASHROOMS, PUSH BUTTON SHALL TRIGGER STROBE ABOVE ASSOCIATED DOOR AND ANNUNCIATE THE GENERAL DISTRESS ALARM AT FRONT DESK. RESET SHALL BE AT THE LOCAL PUSH BUTTON STATION ONLY.
  - INSTALL RECEPTACLE FLUSH WITH SOFFIT FOR CHRISTMAS LIGHTS. RECEPTACLE SHALL BE CONTROLLED BY nLIGHT SYSTEM BY TIME CLOCK CONTROL. PROVIDE AND INSTALL AN nLIGHT POWER PACK RELAY nPP16 ON CIRCUIT AND PROGRAM TO RUN 5PM TO 2AM.
  - CONTRACTOR TO CONFIRM THAT THE INSTALLATION OF THE PULLSTATION IS A MINIMUM OF 1.5m FROM DOOR FRAME PRIOR TO ROUGH-IN.

- NOTES (CONT'D):**
- ALL CCTV LOCATIONS ARE ROUGH-IN ONLY AND SHALL BE COMPLETE COMPLETE WITH BACK BOX AND 21MM [3/4"] CONDUIT WITH PULL CORD BACK TO THE I.T. WALL RACK IN ROOM 104. ALL FINAL CAMERA LOCATIONS AND ROUGH-IN MOUNTING HEIGHTS SHALL BE COORDINATED WITH THE OWNER PRIOR TO INSTALLATION.
  - NEW PUBLIC ADDRESS (PA) SPEAKERS SHALL BE CONNECTED TO THE NEAREST PA ZONE. ALL NEW SPEAKER WIRING SHALL BE SHIELDED. NEW PA SPEAKERS SHALL MATCH EXISTING AND BE WEATHERPROOF. HORN TYPE SPEAKERS SHALL BE USED WITHIN NEW SPLASH PAD/POOL DECK AREA AND CEILING MOUNTED WITHIN NEW CHANGE ROOM.
  - PROVIDE ONE (1) PA SPEAKER COMPLETE BACK BOX, BAFFLE, WIRING AND CONDUIT TO THE UNIVERSAL CHANGE ROOM 110.
  - INDICATED PA SPEAKER IS RELOCATED FROM EXISTING LOBBY.
  - PROVIDE ROUGH-IN AND WIRING FOR HANDICAP DOOR OPERATORS ON DOORS D-109, D-110, D-111 AND D120B.
  - PROVIDE WALL MOUNTED TELECOM RACK (MIN. 8RU) COMPLETE WITH PLYWOOD BACKING, PATCH PANELS, CABLE TERMINATIONS. MOUNT TELECOM RACK IN ROOM 104. PROVIDE ONE (1) QUAD POWER RECEPTACLE FOR TELECOM RACK FED FROM CIRCUIT SP1-92.
  - ALL CONDUIT SHALL BE WITHIN CEILING OF WALL SPACES, NO SURFACE CONDUIT WILL BE ACCEPTABLE. ALL CEILING CONDUITS WITHIN NEW SPLASH/POOL AREA SHALL BE INSTALLED WITHIN THE METAL CEILING PANELS. CONTRACTOR SHALL COORDINATE WITH THE CEILING INSTALLER FOR ALL CONDUIT, JUNCTION BOXES, LIGHTING FIXTURES AND LIGHTING CONTROLS THAT WILL BE MOUNTED WITHIN THE NEW METAL CEILING.
  - PROVIDE A 1" CONDUIT C/W PULL STRING BACK TO OFFICE 104 CLOSET.
  - PROVIDE TWO (2") CONDUITS FROM ROOM 104 I.T. CLOSET TO THE MEZZANINE OFFICE AREA NEXT TO THE SECURITY HEAD-END EQUIPMENT. CONDUITS SHALL BE COMPLETE WITH PULL CORD.
  - PROVIDE A 1" CONDUIT FROM THE I.T. ROOM CLOSET TO THE RECEPTION AREA FOR OWNER SUPPLIED CCTV MONITOR. CONFIRM EXACT MONITOR LOCATION WITH ARCHITECTURAL DRAWINGS.
  - CONTRACTOR TO ALLOW FOR WIRING THROUGH DOOR FRAME BETWEEN THE LATCH BOLT MONITOR SWITCH, THE HANDICAP DOOR ACTUATORS AND THE DOOR OPERATOR CONTROLLER. COORDINATE WITH THE DOOR HARDWARE SCHEDULE AND DOOR SUPPLIER PRIOR TO INSTALLATION. TYPICAL FOR THE FOLLOWING DOORS: D-110, D-111, D-112A, D-112B, D-113, D-115A, D-115B, D-116, D-118B, D-118C, D-119, AND D-122.
  - HAND DRYERS SHALL BE WHITE, AUTOMATIC OPERATION, AND SURFACE MOUNTED. HAND DRYERS SHALL BE WORLD DRYER MODEL: DX454-974 OR APPROVED EQUAL. COORDINATE MOUNTING HEIGHTS WITH ARCHITECTURAL DRAWINGS.



File Name: P:\Projects\2014\14-1736-008\Ung Elec\14-1736-008\_E3-01.dwg - Tab: E3-01 Plotted By: dberciche 16/08/26 [Fri 11:40am]