

File Name: P:\Projects\2014\14-1736-008\Elec\14-1736-008_E5-00.dwg - Tab: E5-00 Plotted By: ddenoche 16/07/27 (Wed 2:45pm)

TYPE	DESCRIPTION	LUMINAIRE SCHEDULE		
		VOLTAGE	LAMPS	DESIGN BASICS
A	1220mm [4'-0"] LED STRIP FIXTURE C/W FROSTED LENS, 3000 DELIVERED LUMENS, WHITE FINISH.	120V	30W LED 3000LM 4000K	LITHONIA - ZL1N L48 3000LM FST 120 40K 80CRI WH
A1	2440mm [8'-0"] LED STRIP FIXTURE C/W FROSTED LENS, 6000 DELIVERED LUMENS, WHITE FINISH.	120V	59W LED 6000LM 4000K	LITHONIA - TZL1N L96 6000LM FST 120 40K 80CRI WH
B	PENDANT POOL FIXTURE C/W NATATORIUM RATING, WIDE TYPE DISTRIBUTION, FROSTED LENS.	120V	232W LED 24000LM 4000K	HOLOPHANE - PHS-24000LM-40K-80CRI-AS-P-WH-W-FR
C1	SUSPENDED LED UPLIGHT FIXTURE WITH NATATORIUM RATING FOR POOL USE C/W 0-10 DIMMING BALLAST, SOLID SEMIGLOSS WHITE CUTOFF VISOR, AND EXTERNAL YOLK. ADDITIONAL MOUNTING ACCESSORY FOR TWO FIXTURE PENDANT MOUNT C/W NATATORIUM RATING.	120V	165.7W LED 9207LM 4000K	LUMINAIRE: ELLIPTIPAR - S104-5108-2-02-M-VP-J-40-ZX ACCESSORIES: ELLIPTIPAR - VCP-2-02- -S-P-J NOTE 8
C2	SUSPENDED LED UPLIGHT FIXTURE WITH NATATORIUM RATING FOR POOL USE C/W 0-10 DIMMING BALLAST, SOLID SEMIGLOSS WHITE CUTOFF VISOR, AND EXTERNAL YOLK. ADDITIONAL MOUNTING ACCESSORY FOR SINGLE FIXTURE PENDANT MOUNT C/W NATATORIUM RATING.	120V	165.7W LED 9207LM 4000K	LUMINAIRE: ELLIPTIPAR - S104-5108-2-02-M-VP-J-40-ZX ACCESSORIES: ELLIPTIPAR - VCP-2-02- -S-P-J NOTE 8
C3	WALL MOUNT LED UPLIGHT FIXTURE WITH NATATORIUM RATING FOR POOL USE C/W 0-10 DIMMING BALLAST, SOLID SEMIGLOSS WHITE CUTOFF VISOR AND EXTERNAL YOLK.	120V	165.7W LED 9207LM 4000K	ELLIPTIPAR - S104-5109-2-02-M-VP-J-40-ZX
D	2'x4' LED TROFFER C/W STEEL ENCLOSURE, CURVED REFLECTORS, nLIGHT CAPABILITY, DIM TO 1% AND 6000 DELIVERED LUMENS.	120V	53W LED 6000LM 4000K	LITHONIA - 2BLT4 60L ADSM EZ1 LP840 N100
F	RECESSED OPEN DOWNLIGHT, 1500 DELIVERED LUMENS, OPEN CLEAR TRIM, nLIGHT CAPABILITY, SEMI SPECULAR FINISH.	120V	26W LED 1500LM 4000K	LITHONIA - LDN6 40/15 L06 AR 120
G	WALL MOUNT STRIP LIGHT, 1220mm [4'-0"] LENGTH, 4000 DELIVERED LUMENS, C/W DIMMING TO 10%.	120V	39.5W LED 4000LM 4000K	LITHONIA - WL4 40L EZ1 LP840
H	SURFACE MOUNT 4' LED FIXTURE IP65 RATED WATERTIGHT.	120V	54W LED 4000LM 4000K	AIMLITE - VP4-L-A2-2-40K
K	POLE MOUNT LED SITE LIGHTING FIXTURE C/W BLACK HOUSING.	120V	45W LED 4000K	LITHONIA - DSX0-20C-700-40K-T2M-MVOLT-SPA-DBLXD (NOTE 7)
L1	SUSPENDED LED UPLIGHT/DOWNLIGHT FIXTURE C/W EXTRUDED ALUMINUM HOUSING, BLACK POWDER COAT FINISH, AIRCRAFT CABLE SUSPENSION SURFACE MOUNT DRIVER.	120V	49W LED 4100LM 4000K	FLUXWERX - PR1-F-A-D-40-B- -S-D-M- NOTE 13
L2	SUSPENDED LED DOWNLIGHT FIXTURE C/W EXTRUDED ALUMINUM HOUSING, BLACK POWDER COAT FINISH, AIRCRAFT CABLE SUSPENSION SURFACE MOUNT DRIVER.	120V	49W LED 4100LM 4000K	FLUXWERX - PR1-F-B-D-40-B- -S-D-M- NOTE 13
M	MICROLED WALKOVER RECESSED LED FIXTURE IP67 WET LOCATION RATED C/W REMOTE DRIVER.	120V	1-1W LED 4000K	SISTEMALUX FIXTURE - S.3335W-19 POWER SUPPLY: S.3402 (NOTE 7)
N	6" LENSED WATERPROOF LED DOWN LIGHT C/W 1800 LUMEN OUTPUT, WET LOCATION RATED, RECESSED LENS AND 0-10VDC DIMMABLE BALLAST.	120V	1-39W LED 4000K	LITHONIA - LDN6 30/15 L06AR 120 (NOTE 9)
P	RECESSED MOUNT LED LUMINAIRE C/W 2 APERTURE, EXTENDED ALUMINUM BODY, FROSTED LENS, BLACK FINISH.	120V	36.9W LED 3287LM 4000K	FINELITE - HP-2-R-4'-S-8-40-F-120V-SC- -RAL 9011 NOTE 12
Q	LED FAÇADE LUMINAIRE COMPLETE WITH SURFACE MOUNTING PLATE, 60"x60" DISTRIBUTION, BLACK FINISH AND 0 TO 10V DIMMING.	120V	LED 34W 4000K	LUMEN PULSE - LOGR 0 XX 24V 48 40K 60X60 UMPR BK DIM (NOTE 11, 14)

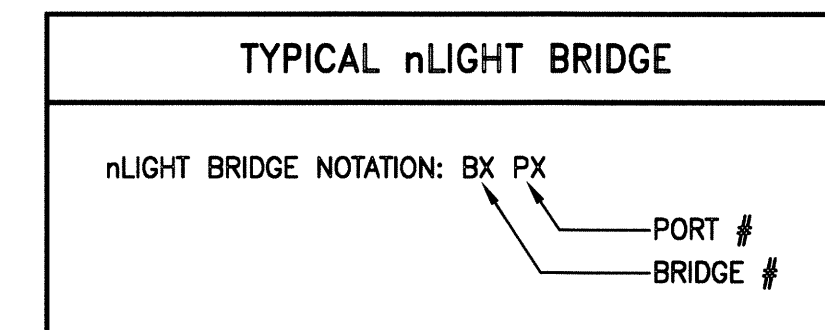
EMERGENCY LIGHTING SCHEDULE				
TYPE	DESCRIPTION	VOLTAGE	LAMPS	MANUFACTURER
E1	STEEL PICTOGRAM, EXIT SIGN, UNIVERSAL MOUNT, BRUSHED ALUMINUM, MULTIPLE PICTOGRAM LEGENDS FOR DIRECTION SELECTION, C/W ALL REQUIRED INSTALLATION & MOUNTING HARDWARE.	120V	LED 2-5W	AIMLITE MODEL: RPST SERIES
E2	EMERGENCY BATTERY UNIT C/W, 12VDC OUTPUT, DUAL EMERGENCY HEADS AND 360W BATTERY.	120V	LED 2-5W	AIMLITE MODEL: EBST SERIES (NOTE 10)
E3	EDGE LIT EXIT SIGN, UNIVERSAL MOUNT, MULTIPLE PICTOGRAM LEGENDS FOR DIRECTION SELECTION, C/W ALL REQUIRED INSTALLATION & MOUNTING HARDWARE. PROVIDE WEATHER PROOF WHERE INDICATED.	120V	LED	AIMLITE MODEL: RPEL U BSH-BAT
E4	EMERGENCY LIGHTING DUAL LED REMOTE HEADS. PROVIDE WEATHER PROOF WHERE INDICATED.	120V	LED 2-7W	AIMLITE MODEL: RMSM-2-12-24-7W-LA-WHT
E5	COMBINATION PICTOGRAM EXIT SIGN AND LED EMERGENCY LIGHTING, NEMA 4X WATER TIGHT HOUSING C/W UNIVERSAL MOUNT, PICTOGRAM LEGENDS FOR DIRECTION SELECTION AND ALL REQUIRED INSTALLATION AND MOUNTING HARDWARE.	120V	LED 2-7W	AIMLITE MODEL: CRRP1250-1-W-GRY-GRY-2MW-7LA
E6	STEEL PICTOGRAM EXIT SIGN, UNIVERSAL MOUNT, BATTERY UNIT COMPLETE WITH TWO REMOTE HEADS AND ALL REQUIRED MOUNTING HARDWARE.	120V	LED 2-7W	AIMLITE MODEL: CRRP1250 U M 2MD-7LA WHT

nLIGHT LIGHTING CONTROL RELAY SCHEDULE																
ROOM #	AREA/ROOM	FIXTURE TYPE	FIXTURE QTY	# OF nLIGHT CIRCUITS	POWER PACKS		OCCUPANCY CTRL	DAYLIGHT SENSOR	DIMMER CTRL	WALL SWITCH	LOAD (W)	CIRCUIT #	CTRL SENSOR		nLIGHT BRIDGE	
					QTY	TAG							QTY	TAG		
123	SPLASH PAD	B	8	1	1	PP1	Y	Y	N	N	4201	SP1-64	2	DSX1	B1P1	
		C1	10									3	OC1			
		C2	1													
		C3	3													
120	VIEWING LOBBY / MPR	P	9	1	1	PP1	Y	N	Y	Y	191	SP1-72	2	OC3	B1P2	
		A	1													
100	VESTIBULE	P	4			PP1										
101	ENTRY LOBBY	P	14	1	1	PP1	N	N	N	N	880	SP1-74	-	-	B1P3	
103	RECEPTION	P	6			PP1										
104	OFFICE	P	4	1	1	PP1	Y	N	Y	Y	93	SP1-76	2	OC3	B1P4	
		Q	1													
102	VIEWING LOBBY	L1	10	1	-	-	N	N	N	N	1021	SP1-78	-	-	B1P5	
		F	11													
		L2	5													
107	OFFICE	D	2	1	-	-	Y	N	Y	Y	106	SP1-80	1	OC3	B2P1	
108	FIRST AID	D	2	1	-	-	Y	N	Y	Y	106	SP1-80	1	OC3	B2P2	
105	SMALL MPR	D	4	1	-	-	Y	N	Y	Y	212	SP1-80	1	OC3	B2P3	
110	UNIVERSAL CHANGE	F	9	1	1	PP1	Y	N	N	N	234	SP1-86	1	OC1	B2P4	
112A	CHANGE	M	1	1	1	PP1	Y	N	N	N	79	SP1-80	1	OC1	B2P5	
		N	2													
112B	CHANGE	M	1	1	1	PP1	Y	N	N	N	79	SP1-80	1	OC1	B3P1	
		N	2													
113	WOMEN'S W/C	G	1	1	1	PP1	Y	N	N	Y	147.5	SP1-82	1	OC1	B3P2	
		H	1													
114	SPECIALTY CHANGE	H	2	1	1	PP1	Y	N	N	Y	108	SP1-82	1	OC1	B3P3	
117	MEN'S W/C	H	2	1	1	PP1	Y	N	N	Y	108	SP1-82	1	OC1	B3P4	
116	SPECIALTY CHANGE	G	1	1	1	PP1	Y	N	N	Y	93.5	SP1-82	1	OC1	B3P5	
		H	1													

LINE VOLTAGE LIGHTING CONTROL RELAY SCHEDULE											
ROOM #	AREA/ROOM	FIXTURE TYPE	FIXTURE QTY	OCCUPANCY CTRL	DAYLIGHT SENSOR	DIMMER CTRL	WALL SWITCH	LOAD (W)	CIRCUIT #	CTRL SENSOR	
										QTY	TAG
000	BASEMENT	A1	10	Y	N	N	N	650	SP-84	2	OC2
		A	2								
001	CRAWLSPACE	A	15	Y	N	N	N	400	SP-86	5	OC2
004	MECH	A	1	Y	N	N	N			1	OC3
200	ELECTRICAL	A1	2	Y	N	N	N	118	SP-86	1	OC3
115&111	EXISTING W/C	H	5	N	N	N	N	270	SP-86		
118	EXISTING W/C	H	2	N	N	N	N	108	SP-86		

LIGHTING CONTROLS SCHEDULE		
TAG	DESCRIPTION	MANUFACTURER
OC1	WALL MOUNT, nLIGHT ENABLED, LINE VOLTAGE, DUAL TECHNOLOGY OCCUPANCY SENSOR RATED FOR USE IN HIGH HUMIDITY LOCATIONS	SENSORSWITCH: nHW-13-LT
OC2	RECESSED CEILING MOUNT, nLIGHT ENABLED, DUAL TECHNOLOGY OCCUPANCY SENSOR	SENSORSWITCH: nRM-PDT-9
OC3	WALL MOUNT, DIMMING, nLIGHT ENABLED, DUAL TECHNOLOGY OCCUPANCY SENSOR AND WALL SWITCH	SENSORSWITCH: nWSX-PDT-LV-DX SWITCH
LV1	TOUCH SCREEN LIGHTING CONTROL SWITCH	SENSORSWITCH: nPOD-GFX-WH
DS1	CEILING MOUNT, nLIGHT ENABLED AUTOMATIC DIMMING CONTROL PHOTOCELL RATED FOR USE IN HIGH HUMIDITY APPLICATIONS	SENSORSWITCH: nCM-ADCX-LT-RJB
DS2	nLIGHT ENABLED OUTDOOR PHOTOCELL	SENSORSWITCH: nIO-PC-KIT

POWER PACK SCHEDULE		
TAG	DESCRIPTION	MANUFACTURER
PP1	nLIGHT ENABLED 16A POWER PACK C/W 0-10V DIMMING RATED FOR USE IN HIGH HUMIDITY LOCATIONS	nLIGHT: nPP16-D-LT



NOTES:

- ALL FIXTURES SHALL BE COMPLETE WITH ALL REQUIRED MOUNTING AND INSTALLATION HARDWARE.
- ALL INTERIOR PHOTOCELL SENSORS SHALL CONTROL A PRIMARY AND SECONDARY DAYLIGHT ZONES.
- PROVIDE NEMA 4 ENCLOSURE WHERE WEATHER PROOF IS INDICATED ON PLAN DRAWING.
- ALL NIGHT CONTROL WIRING SHALL BE BLACK CATSE CABLE.
- THIS TABLE IS DIAGRAMMATICAL ONLY AND CONTRACTOR SHALL CONFIRM ALL COUNTS WITH PLAN DRAWINGS.
- ALL SPECIFIED LIGHTING FIXTURES HAVE BEEN USED IN THE FINAL LIGHTING DESIGN CALCULATIONS AND POWER DENSITY CALCULATIONS. ANY LIGHTING FIXTURE ALTERNATES SHALL BE SUBMITTED C/W A POINT-BY-POINT PHOTOMETRIC CALCULATION AND A POWER DENSITY CALCULATION FOR REVIEW AND PRE-APPROVAL AT TIME OF TENDER. PROPOSED PRE-APPROVED PACKAGES WITHOUT THE AFOREMENTIONED CALCULATIONS WILL NOT BE CONSIDERED. NO ALTERNATES WILL BE ACCEPTED AFTER TENDER HAS CLOSED.
- LUMINAIRE SHALL BE COMPLETE WITH A 12"-0" BLACK SQUARE POLE.
- CONTRACTOR SHALL CONFIRM PENDANT LENGTH REQUIRED TO ACHIEVE FIXTURE MOUNTING HEIGHTS SHOWN ON PLAN DRAWING (E4-01).
- FIXTURE SHALL BE MOUNTED VERTICALLY ON MIRROR WITHIN WASHROOM AND CHANGE ROOM AREA. CONTRACTOR TO COORDINATE ALL MOUNTING WITH MIRROR SYSTEMS.
- BATTERY EMERGENCY LIGHTING UNITS SHALL BE COMPLETE WITH 10 ZONE SENSING RELAYS.
- CONTRACTOR TO PROVIDE ALL REQUIRED PRE-FABRICATED 5 PIN JUMPER CABLES AND LEADER CABLES FOR A COMPLETE AND FULLY OPERATIONAL SYSTEM. CABLE LENGTH TO BE DETERMINED ON SITE C/W AN ADDITIONAL 1.5m WHIP.
- COORDINATE PART NUMBER TO MATCH CEILING TYPE.
- CONTRACTOR SHALL SELECT LENGTH TO SUIT BASED ON FIELD MEASUREMENTS.
- CONTRACTOR SHALL PROVIDE A 0-10V RELAY FOR TYPE 'Q' FIXTURE.

LIGHTING CONTROLS:

REGULAR OPERATING HOURS:

- ALL PUBLIC AREAS (ROOMS 123, 120, 100, 101, 102, 103, 109, 110, 111, 115, 116, 119 AND EXISTING POOL DECK) SHALL BE FULLY ILLUMINATED WITH DAYLIGHT SENSOR DIMMING IF EQUIPPED FOR THAT ROOM. OCCUPANCY SENSORS SHALL BE DEACTIVATED IN THESE AREAS.
- ALL OTHER SPACES SHALL BE CONTROLLED BY LOCAL OCCUPANCY SENSORS.

NIGHT/NON-OPERATING HOURS:


- ALL NIGHT LIGHT FIXTURES (DESIGNATED WITH "NL") SHALL BE DIMMED TO 10% LIGHT OUTPUT AND ALL OTHER FIXTURES SHALL BE "OFF". ALL ROOMS ARE EQUIPPED WITH LOCAL OCCUPANCY SENSORS. THESE SHALL INCREASE "NL" FIXTURES UP TO 100% LIGHT OUTPUT.
- ALL REMAINING LIGHTING SHALL BE MANUALLY CONTROLLED WITH A TWO (2) HOUR SWEEP FUNCTION TO TURN OFF.

OUTDOOR FIXTURES:

- TIME CLOCK SHALL BE C/W PHOTOCELL OVERRIDE AND OPERATE AS FOLLOWS:

ON: 30 MINUTES BEFORE SUNSET
OFF: 30 MINUTES AFTER SUNRISE


300 - 141 Bannatyne Ave., Winnipeg, MB, R3B 0R3
Telephone 204.956.0938 Fax 204.943.5597
Web www.prairiearchitects.ca



Issue / rev.

1	2016/07/27	RE-ISSUED FOR CONSTRUCTION
0	2016/07/15	ISSUED FOR CONSTRUCTION
#	date	issue notes

professional seals



July 27, 2016
project information

SEVEN OAKS POOL

444 Adsum Drive
Winnipeg, MB
Canada

client

drawing information

ELECTRICAL LUMINAIRE SCHEDULES

drawn by: GCN

approved by:

scale: AS NOTED

date issued: 2016.07.15

proj. #: 14-1736-008

rev. #: R-1

SEVEN OAKS POOL RENOVATION & ADDITION
BID OPPORTUNITY NO. 645-2016

This drawing must not be scaled. The contractor shall verify all dimensions and other data on site prior to commencement of work. All discrepancies, errors, and omissions are to be reported to the architect. Drawing and specifications, as instruments of service, are the property of the architect. The copyright in the same being reserved to him. No reproduction may be made without the permission of the architect, and when made, must bear his name. All prints to be returned to the architect on request.