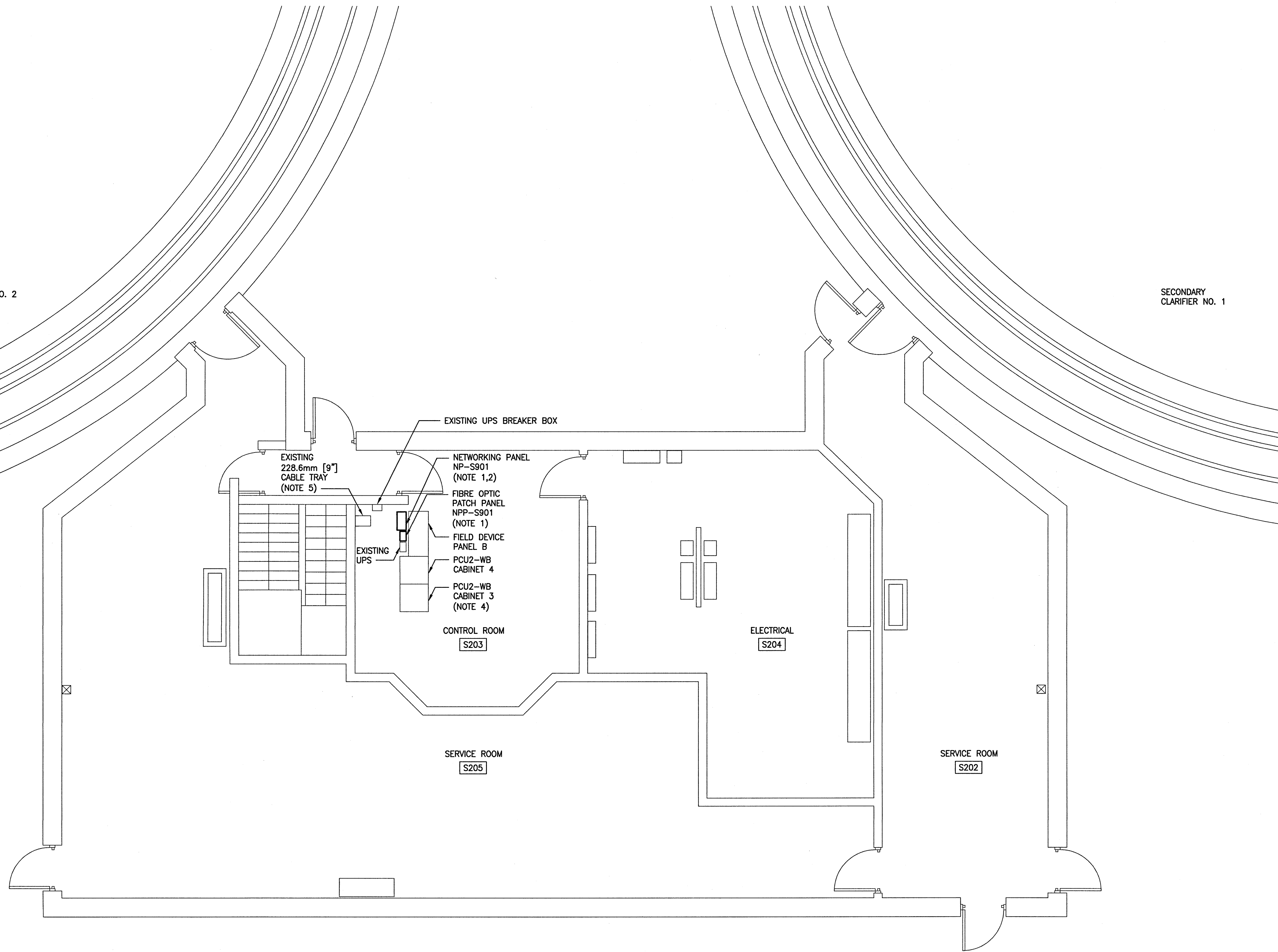


SECONDARY CLARIFIER NO. 2


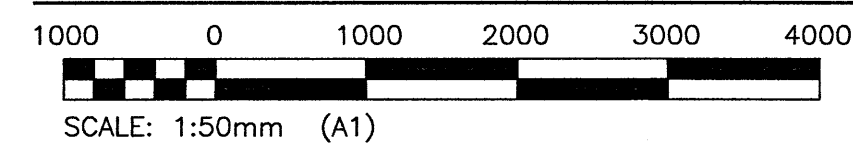
SECONDARY CLARIFIER NO. 1



**NOTES:**

1. PROVIDE A FIBRE-OPTIC PATCH PANEL (NP-S901) IN THE CONTROL ROOM AND MOUNT ONTO THE BACK SIDE OF EXISTING FIELD DEVICE PANEL 'B'. FIBRE OPTIC PATCH PANEL SHALL BE HUBBELL FCW4SP WITH A FSPLC6 ADAPTER PANEL. TERMINATE THE FIBRE-OPTIC CABLE FROM THE EFFLUENT MONITORING STATION TO PATCH PANEL (NP-S901). CABLE ARMOUR SHALL BE ISOLATED FROM GROUND AT THIS END ONLY.
2. PROVIDE PANEL NP-S901 AND MOUNT ONTO BACK SIDE OF EXISTING FIELD DEVICE PANEL 'B'. REFER TO DRAWING 1-0103-ACBD-S001 FOR PANEL LAYOUT.
3. FIBRE OPTIC PATCH CORD TO BE INSTALLED IN 25mm CONDUIT BETWEEN PANELS NP-S900 AND NP-S901.
4. PROVIDE A CAT6 CABLE IN 38mm CONDUIT FROM PANEL NP-S901 TO EXISTING PCU2-WB CABINET 3 AND TERMINATE CAT6 CABLE TO NEW SURFACE MOUNT PATCH PANEL BOX. PROVIDE A 150x150mm ALUMINUM PLATE BOLTED TO EXISTING CHANNEL ON INTERIOR CABINET WALL TO SUPPORT NEW PATCH PANEL BOX.
5. FIBRE-OPTIC CABLE FROM EFFLUENT MONITORING STATION TO ENTER CONTROL ROOM THROUGH FLOOR AND RUN IN EXISTING CABLE TRAY.

**AREA S - DISTRIBUTION BUILDING PLAN**



B.M.	-
ELEV.	-
DESIGNED BY:	C. S. ROBINSON
CHECKED BY:	J.A. BOUCHARD
DRAWN BY:	S. GUSE
APPROVED BY:	J.A. BOUCHARD
SCALE:	AS NOTED
DATE:	2016/06/29
ISSUED FOR CONSTRUCTION	2016/09/02
NO.	REVISIONS
DATE	DESIGN CHECK

**KGS GROUP**  
CONSULTING ENGINEERS

CONSULTANT NO.: 15-0107-019\_E38

ENGINEER'S SEAL

**THE CITY OF WINNIPEG**  
WATER AND WASTE DEPARTMENT

WEST END SEWAGE TREATMENT PLANT  
EFFLUENT MONITORING STATION  
PARTIAL SITE PLAN  
SECONDARY CLARIFIER CONTROL ROOM

CITY DRAWING NUMBER	SHEET	REV.	SIZE
1-0103-AGAD-S001	00	00	A1