
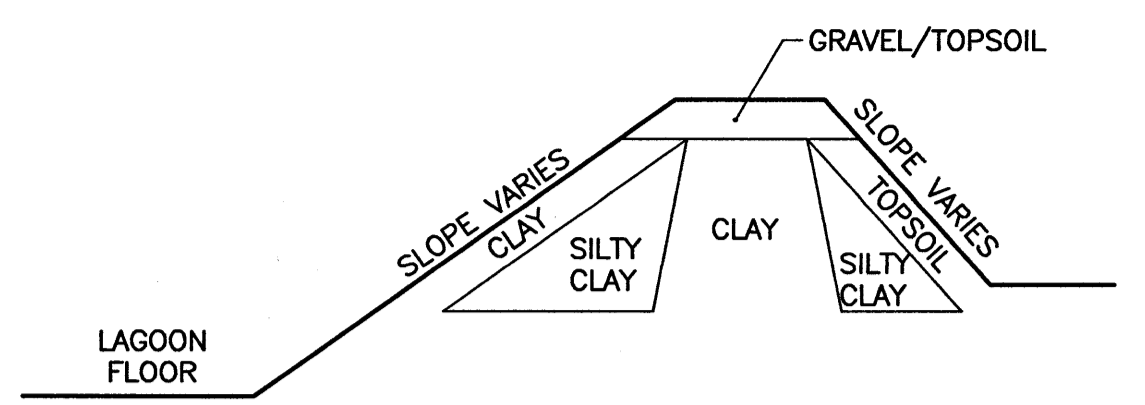


A1 SIZE - 594mm x 841mm



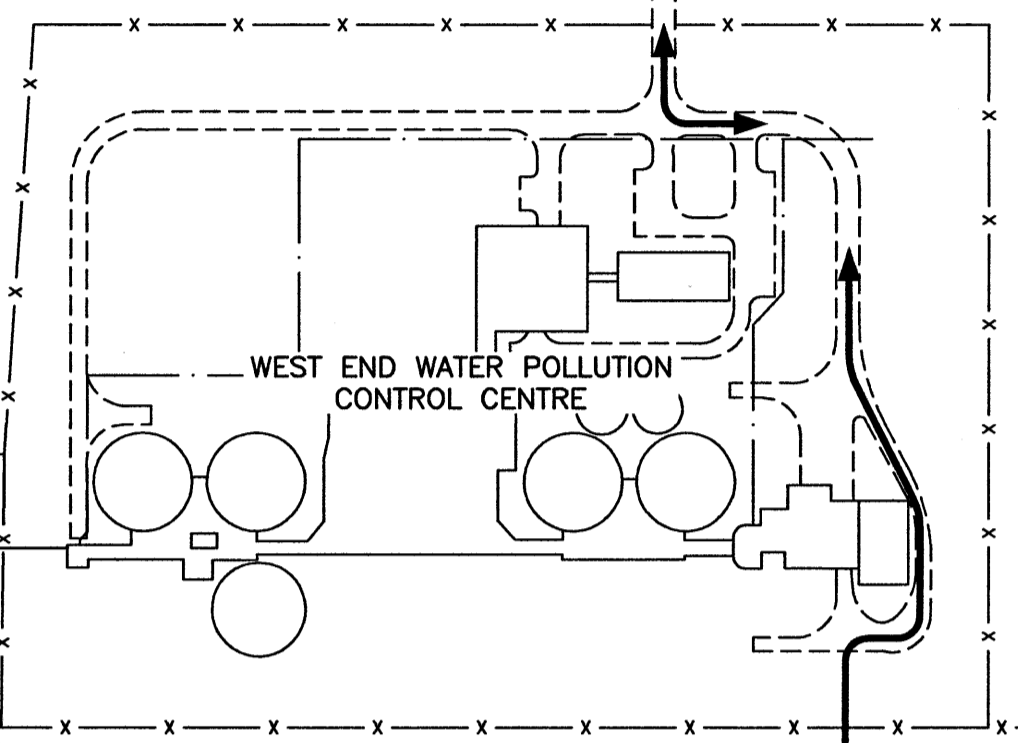
WILKES AVENUE

CONSTRUCTION ACCESS ROUTE



**TYPICAL DIKE CROSS SECTION**  
SCALE: N.T.S.

- NOTES:
1. CONTRACTOR TO REPAIR RUTTING OF DIKE CAUSED BY CONSTRUCTION ACTIVITY.
  2. CONTRACTOR TO PROVIDE SNOW CLEARING ALONG ACCESS FROM WILKES AVENUE TO CONSTRUCTION SITE.



CONSTRUCTION ACCESS ROUTE

POLISHING CELL 5

POLISHING CELL 1

POLISHING CELL 2

POLISHING CELL 4

SEE DRAWING  
1-0103-CGAD-Z001

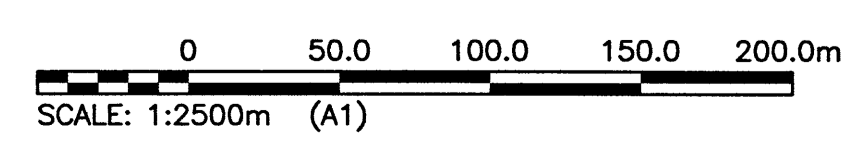
MH 70006408

1500mm CONC EFFLUENT OUTFALL PIPE

PERIMETER HWY (#100)

**METRIC**  
WHOLE NUMBERS INDICATE MILLIMETRES  
DECIMALIZED NUMBERS INDICATE METRES

150_WM	WATER MAIN	150_WM	CONCRETE	
300_LDS	LAND DRAINAGE SEWER	300_LDS	ASPHALT	
250_WWS	WASTE WATER SEWER	250_WWS	SIDEWALK	
	HYDRO		PROPERTY LINE	
	M.T.S.		SURVEY BAR	
+	HYDRANT	+	DITCH	
o	VALVE	o	FENCE	
o	MANHOLE	o	ELEVATION	238.16
□	CATCH BASIN	□		
▽	CURB INLET	▽		
---	EXISTING	---	EXISTING	---
---	LEGEND-PLAN	---	LEGEND-PLAN	---
---	PROPOSED	---	PROPOSED	---



**APEGM**  
Certificate of Authorization  
KGS Group  
No. 245


B.M.	-		
ELEV.	-		
00	ISSUED FOR CONSTRUCTION	2016/09/02	<i>A.K. Wilcott</i>
NO.	REVISIONS	DATE	DESIGN/CHECK

**KGS GROUP**  
CONSULTING ENGINEERS

DESIGNED BY: A. K. WILCOTT  
DRAWN BY: G. E. LOEWEN  
SCALE: 1:2500  
DATE: 2016/01/05

CHECKED BY: *R.B. Offman*  
APPROVED BY: *R.S. Offman*  
ISSUED FOR CONSTRUCTION BY: *R.S. Offman*  
DATE:

CONSULTANT NO.: 15-0107-019\_C01



**THE CITY OF WINNIPEG**  
WATER AND WASTE DEPARTMENT

**WEST END SEWAGE TREATMENT PLANT**  
EFFLUENT MONITORING STATION  
SITE PLAN

CITY DRAWING NUMBER: 1-0103-DGAD-ZT01  
SHEET: 00  
REV: 00  
SIZE: A1

LAST SAVE: 2016/09/01 - 11:14am  
PATH: P:\Projects\2015\15-0107-019-Dwg\Wm\15-0107-019\_CALL.dwg