

WILKES AVENUE

SEE DRAWING 1-0103-ECTR-Y001

WEST END WATER POLLUTION CONTROL CENTRE

F
EDTL-Y001

G
EDTL-Y001

NOTE 4

NOTE 1

POLISHING CELL 5

NOTE 5 (TYP.)

POLISHING CELL 1

PERIMETER HWY (#100)

NOTE 6

POLISHING CELL 2

SEE DRAWING 1-0103-EGAD-Z004


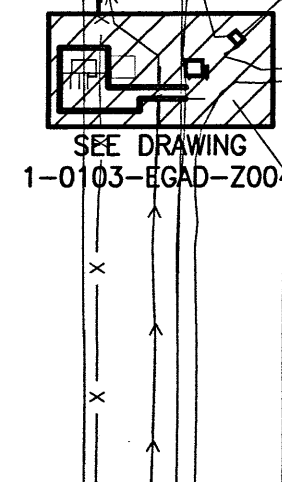
POLISHING CELL 4

NOTES:

1. NEW UNDERGROUND 12.47kV CABLE AND FIBRE-OPTIC CABLE TO BE BURIED 2m FROM FENCE. REFER TO DRAWING 1-0103-EDTL-Y001 DETAIL G.
2. ALL POWER OUTAGES REQUIRED FOR THE REMOVAL OF THE EXISTING OVERHEAD DISTRIBUTION AND THE CONNECTION OF THE NEW UNDERGROUND DISTRIBUTION SHALL BE COORDINATED WITH THE CITY AND MANITOBA HYDRO.
3. UNDERGROUND CABLE MARKER POSTS SHALL BE PROVIDED ALONG CABLE ROUTE, SPACED EVERY 100 METERS AND AT ALL CHANGES IN DIRECTION.
4. TREATED PLANKING CAN BE ELIMINATED FOR PORTION OF CABLE TRENCHES ALONG PONDS.
5. AFTER POLES ARE REMOVED THE RESULTING HOLE SHALL BE FILLED WITH BENTONITE CHIPS TO 0.3m BELOW GRADE, AND FILL THE REMAINDER 0.3m WITH GRANULAR MATERIAL OR CLAY TO GRADE LEVEL.
6. REMOVE AND DISPOSE OF OVERHEAD TELEPHONE CABLE BACK TO SOURCE AT WILKES AVE.

LEGEND:

- ⊗ NEW POLE
- EXISTING POLE TO BE REMOVED
- - - TRENCH LOCATION




B.M.	-				
ELEV.	-				
NO.	REVISIONS	DATE	DESIGN	CHECK	
00	ISSUED FOR CONSTRUCTION	2016/09/02	SDA	AGB	

KGS GROUP
CONSULTING ENGINEERS

DESIGNED BY: E. IFIONU
DRAWN BY: S. GUSE
SCALE: AS NOTED
DATE: 2016/05/05

CHECKED BY: J.A. BOUCHARD
APPROVED BY: J.A. BOUCHARD
ISSUED FOR CONSTRUCTION BY: J.A. BOUCHARD
DATE: 16/09/102

CONSULTANT NO.: 15-0107-019_E16



THE CITY OF WINNIPEG
WATER AND WASTE DEPARTMENT

WEST END SEWAGE TREATMENT PLANT
EFFLUENT MONITORING STATION
ELECTRICAL SITE PLAN
BURIED CABLE ROUTING

CITY DRAWING NUMBER: 1-0103-EGAD-Z003
SHEET: 00
REV: 00
SIZE: A1