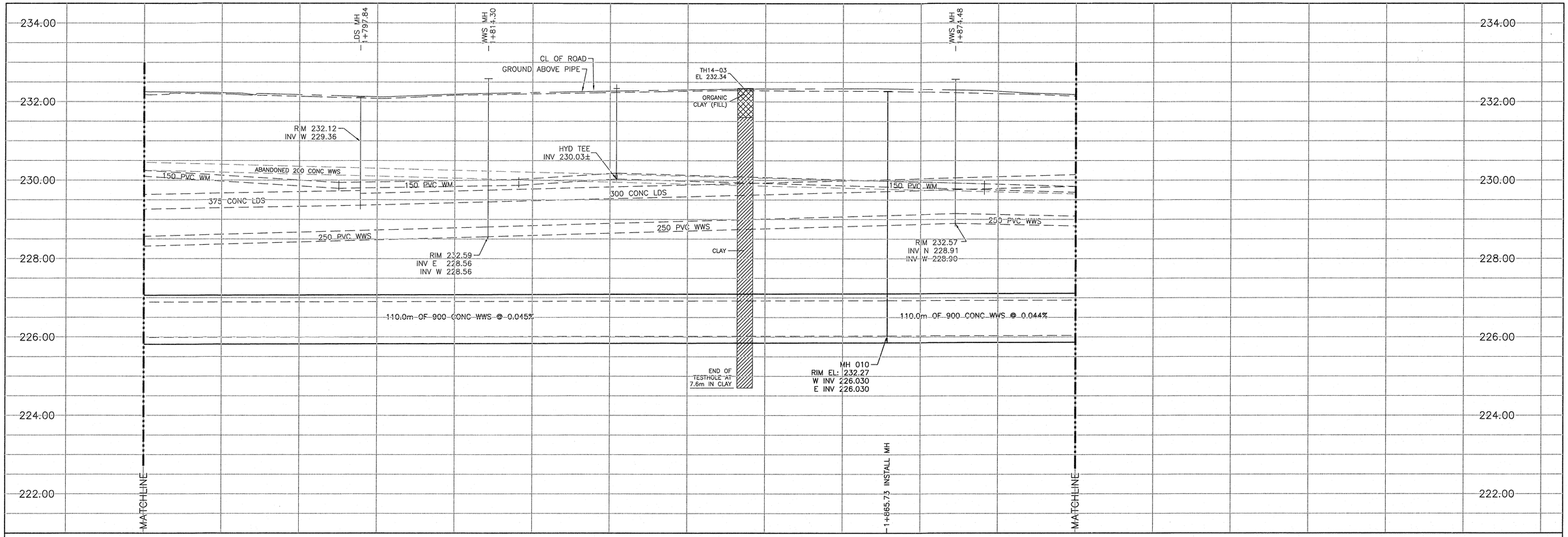

NOTE: CHAINAGES SHOWN ARE ALONG CL OF PROPOSED PIPE

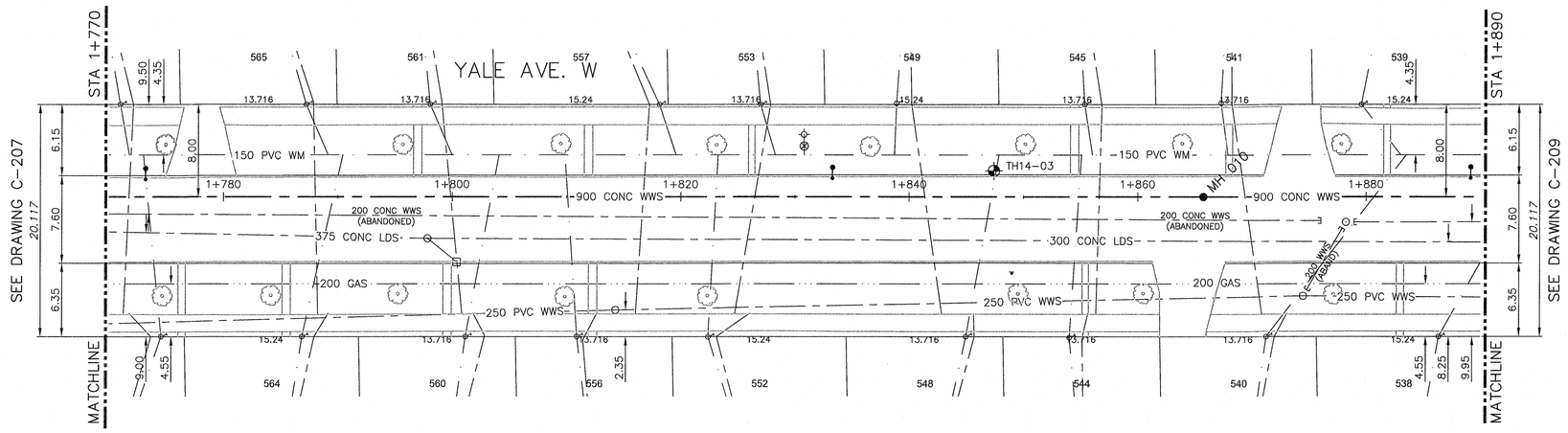

0.0 5.0 10.0 15.0 20.0 25.0

WARNING

IF POWER EQUIPMENT OR EXPLOSIVES ARE TO BE USED FOR EXCAVATION ON THIS PROJECT THE CONTRACTOR MUST:
1) NOTIFY THE GAS COMPANY OF THE PROPOSED LOCATION OF EXCAVATION.
2) TAKE PRECAUTION TO AVOID DAMAGE TO GAS COMPANY INSTALLATIONS. SEE PROVINCIAL REGULATION 210/72 FOR DETAILS

CONSTRUCTION NOTES:

1. SEWER AND WATER SERVICES SHOWN ON DRAWING ARE APPROXIMATE ONLY.
2. LOCATION OF ALL SEWER AND WATER LINES TO BE CONFIRMED IN FIELD.
3. INSTALL NEW SEWER BY TRENCHLESS METHODS, UNLESS OTHERWISE NOTED.

APEGM
Certificate of Authorization
CH2M HILL Canada Ltd.
No. 1441 Date: 2016 02 11

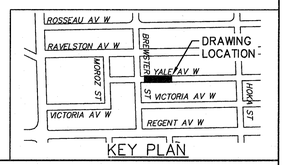

200 WM	WATERMAIN	200 WM		SL , HYDRO		150 WM	WATERMAIN	150 WM
	HYDRANT			MTS			HYDRANT	
	VALVE			TRAFFIC SIGNALS			VALVE	
525 LDS	LAND DRAINAGE SEWER	525 LDS	50 GAS	GAS	50 GAS	300 LDS	LAND DRAINAGE SEWER	300 LDS
375 WWS	WASTEWATER SEWER	375 WWS		SURVEY BAR		250 WWS	WASTEWATER SEWER	250 WWS
	MANHOLE			FENCE			℄ PROFILE	
	CATCH BASIN			POLE – HYDRO, MTS			GROUND ABOVE PIPE	
	CURB INLET			CURB STOP				
	JUNCTIONS			GUY ANCHOR				
	CULVERT			LIGHT STANDARD				
	ANODE			TREE				
EXISTING	LEGEND–PLAN	PROPOSED	EXISTING	LEGEND–PLAN	PROPOSED	EXISTING	LEGEND–PROFILE	PROPOSED

LOCATION APPROVED
UNDERGROUND STRUCTURES

SUPV. U/G STRUCTURES COMMITTEE — DATE

NOTE:

LOCATION OF UNDERGROUND STRUCTURES AS SHOWN ARE BASED ON THE BEST INFORMATION AVAILABLE BUT NO GUARANTEE IS GIVEN THAT ALL EXISTING UTILITIES ARE SHOWN OR THAT THE GIVEN LOCATIONS ARE EXACT. CONFIRMATION OF EXISTENCE AND EXACT LOCATION OF ALL SERVICES MUST BE OBTAINED FROM THE INDIVIDUAL UTILITIES BEFORE PROCEEDING WITH CONSTRUCTION.

B.M.
ELEV.

CONSTRUCTION COMPLETION DATE: YYYY MM DD

NO.	REVISIONS	DATE	BY
0	ISSUED FOR TENDER	02/16	JBC

ch2m

DESIGNED BY MAF
CHECKED BY MD
DRAWN BY JBC
APPROVED BY E. Sharp
SCALE:
HORIZONTAL 1:250
VERTICAL 1:50
RELEASED FOR CONSTRUCTION
DATE 02-17-2016
DATE Feb 17/16

PLOT DATE: 2016 02 11

ENGINEER'S SEAL
PROVINCE OF MANITOBA
Member 25524
REGISTERED PROFESSIONAL ENGINEER

CONSULTANT DRAWING NUMBER
C-208

BID OPPORTUNITY: 70-2016

Winnipeg
THE CITY OF WINNIPEG
WATER AND WASTE DEPARTMENT
ENGINEERING DIVISION

TRANSCONA SEWER RELIEF WORKS
CONTRACT NO. 1
YALE AVE W
FROM STA 1+770 TO 1+890

SHEET 11 OF 24
CITY DRAWING NUMBER
LD-7752

FILE PATH: C:\pw_workdir\den001\jcortez1\d0251767\
FILE NAME: C-208.dwg