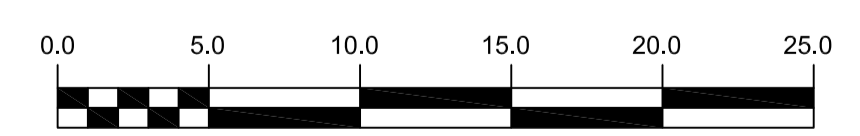
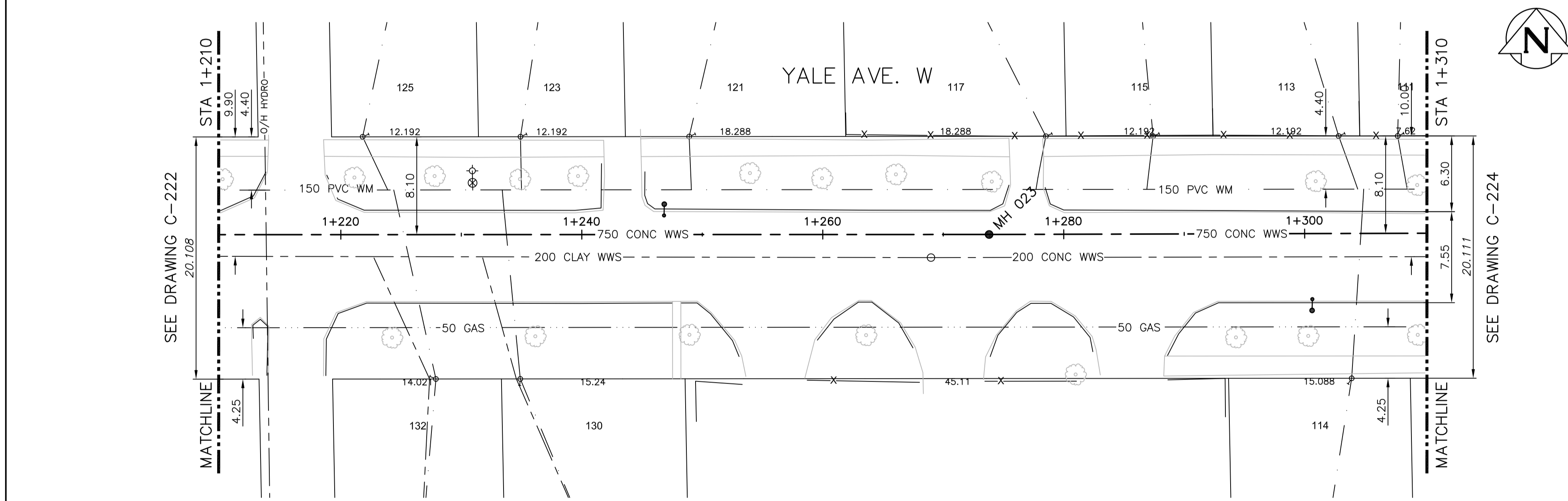


1+220 1+240 1+260 1+280 1+300

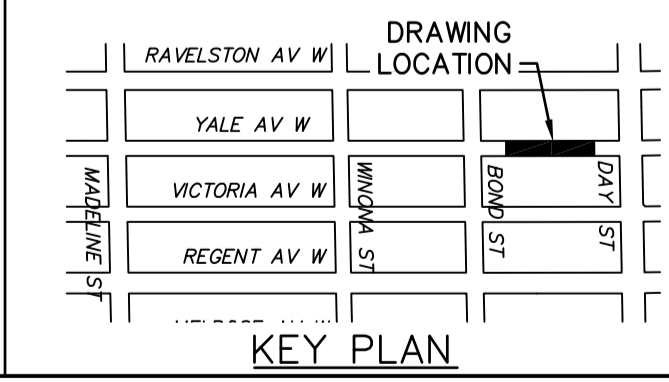
NOTE: CHAINAGES SHOWN ARE ALONG CL OF PROPOSED PIPE

WARNING
 IF POWER EQUIPMENT OR EXPLOSIVES ARE TO BE USED FOR EXCAVATION ON THIS PROJECT THE CONTRACTOR MUST:
 1) NOTIFY THE GAS COMPANY OF THE PROPOSED LOCATION OF EXCAVATION.
 2) TAKE PRECAUTION TO AVOID DAMAGE TO GAS COMPANY INSTALLATIONS. SEE PROVINCIAL REGULATION 210/72 FOR DETAILS.

- CONSTRUCTION NOTES:**
- SEWER AND WATER SERVICES SHOWN ON DRAWING ARE APPROXIMATE ONLY.
 - LOCATION OF ALL SEWER AND WATER LINES TO BE CONFIRMED IN FIELD.
 - INSTALL NEW SEWER BY TRENCHLESS METHODS, UNLESS OTHERWISE NOTED.
 - FRONT ACCESS TO ALL YALE AVENUE PROPERTIES TO BE MAINTAINED AT ALL TIMES DURING CONSTRUCTION PERIOD.



APEGM
 Certificate of Authorization
 CH2M HILL Canada Ltd.
 No. 1441



200 WM	WATERMAIN	200 WM	SL - HYDRO	150 WM	WATERMAIN	150 WM
⊕	HYDRANT	⊕	MTS	⊕	HYDRANT	⊕
⊙	VALVE	⊙	TRAFFIC SIGNALS	⊙	VALVE	⊙
525 LDS	LAND DRAINAGE SEWER	525 LDS	50 GAS	300 LDS	LAND DRAINAGE SEWER	300 LDS
375 WWS	WASTEWATER SEWER	375 WWS	SURVEY BAR	250 WWS	WASTEWATER SEWER	250 WWS
○	MANHOLE	●	FENCE	⊕	PROFILE	⊕
▽	CATCH BASIN	▽	POLE - HYDRO, MTS	⊕	GROUND ABOVE PIPE	⊕
□	CURB INLET	■	CURB STOP	⊕		
⊕	JUNCTIONS	⊕	GUY ANCHOR			
⊕	CULVERT	⊕	LIGHT STANDARD			
⊕	ANODE	⊕	TREE			
EXISTING	LEGEND-PLAN	PROPOSED	EXISTING	LEGEND-PLAN	PROPOSED	EXISTING

LOCATION APPROVED UNDERGROUND STRUCTURES

DATE: _____

NOTE:
 LOCATION OF UNDERGROUND STRUCTURES AS SHOWN ARE BASED ON THE BEST INFORMATION AVAILABLE BUT NO GUARANTEE IS GIVEN THAT ALL EXISTING UTILITIES ARE SHOWN OR THAT THE GIVEN LOCATIONS ARE EXACT. CONFIRMATION OF EXISTENCE AND EXACT LOCATION OF ALL SERVICES MUST BE OBTAINED FROM THE INDIVIDUAL UTILITIES BEFORE PROCEEDING WITH CONSTRUCTION.

B.M. ELEV.	
CONSTRUCTION COMPLETION DATE: YYYY MM DD	
DESIGNED BY	MAF
CHECKED BY	MD
DRAWN BY	JBC
APPROVED BY	ES
SCALE: HORIZONTAL 1:250	
VERTICAL 1:50	
ISSUED FOR TENDER	09/16 JBC
NO.	REVISIONS
DATE	DATE
BY	BY

ENGINEER'S SEAL
 PROVINCE OF MANITOBA
 Sept 14, 2016
 S.D. GORDON
 Member
 25524
 REGISTERED PROFESSIONAL ENGINEER
 CONSULTANT DRAWING NUMBER
 C-223

THE CITY OF WINNIPEG
 WATER AND WASTE DEPARTMENT
 ENGINEERING DIVISION

TRANSCONA SEWER RELIEF WORKS
 CONTRACT NO. 2
 YALE AVE W
 FROM STA 1+210 TO 1+310

SHEET 6 OF 22
 CITY DRAWING NUMBER
 LD-7904