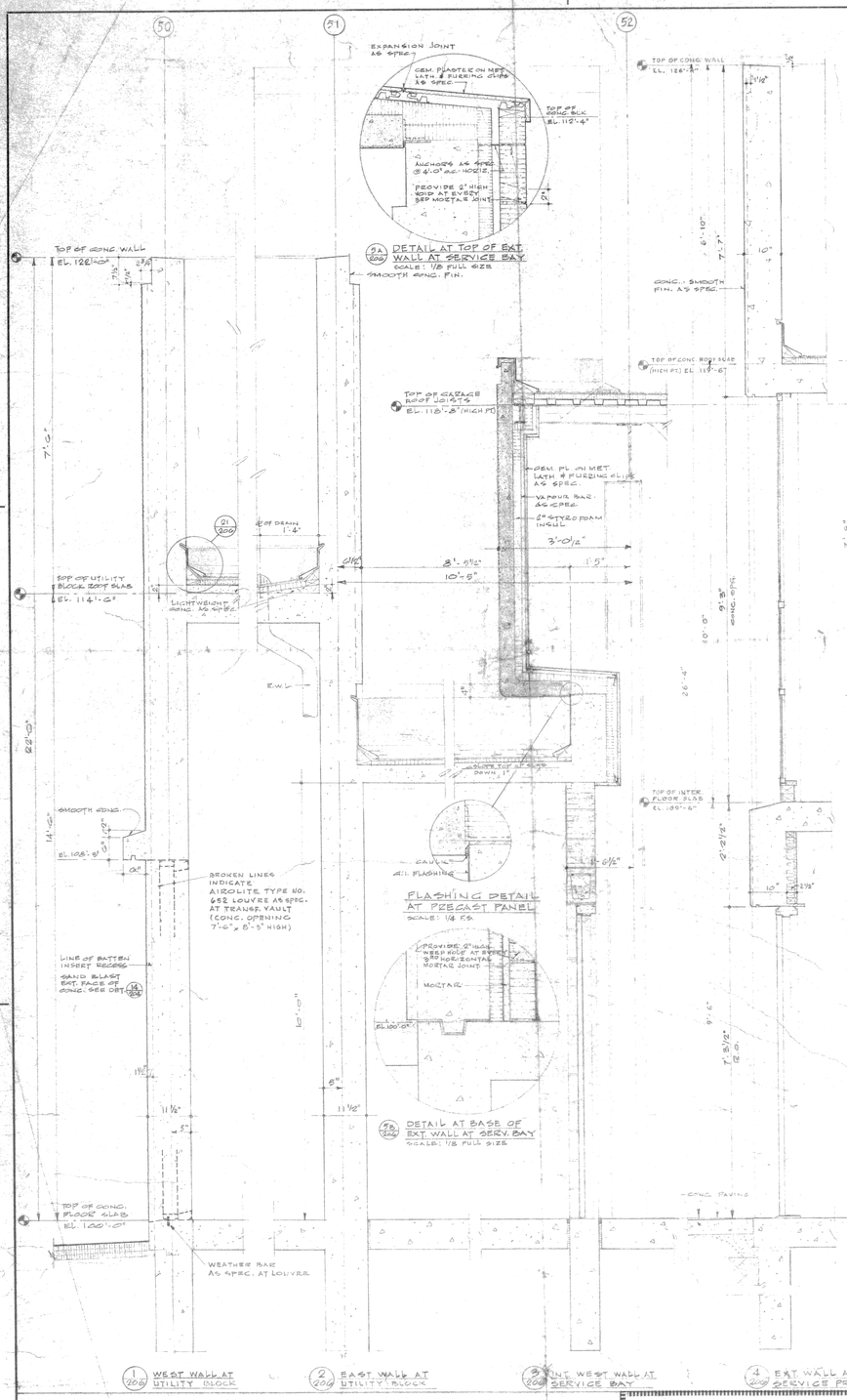

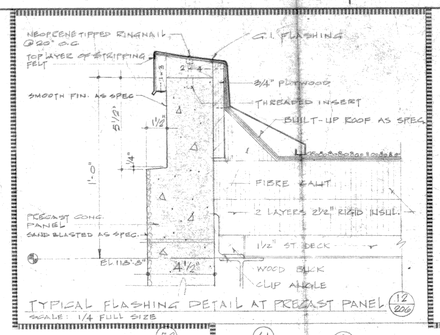

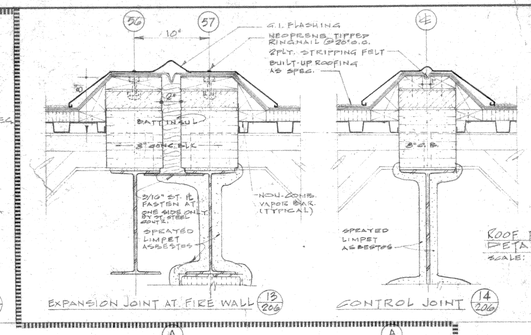

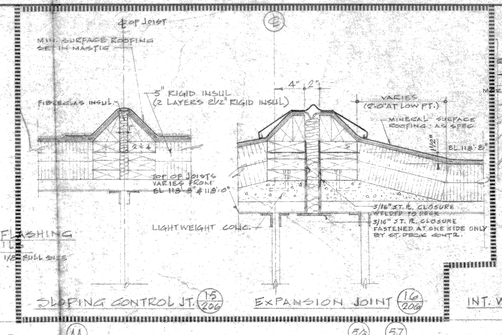

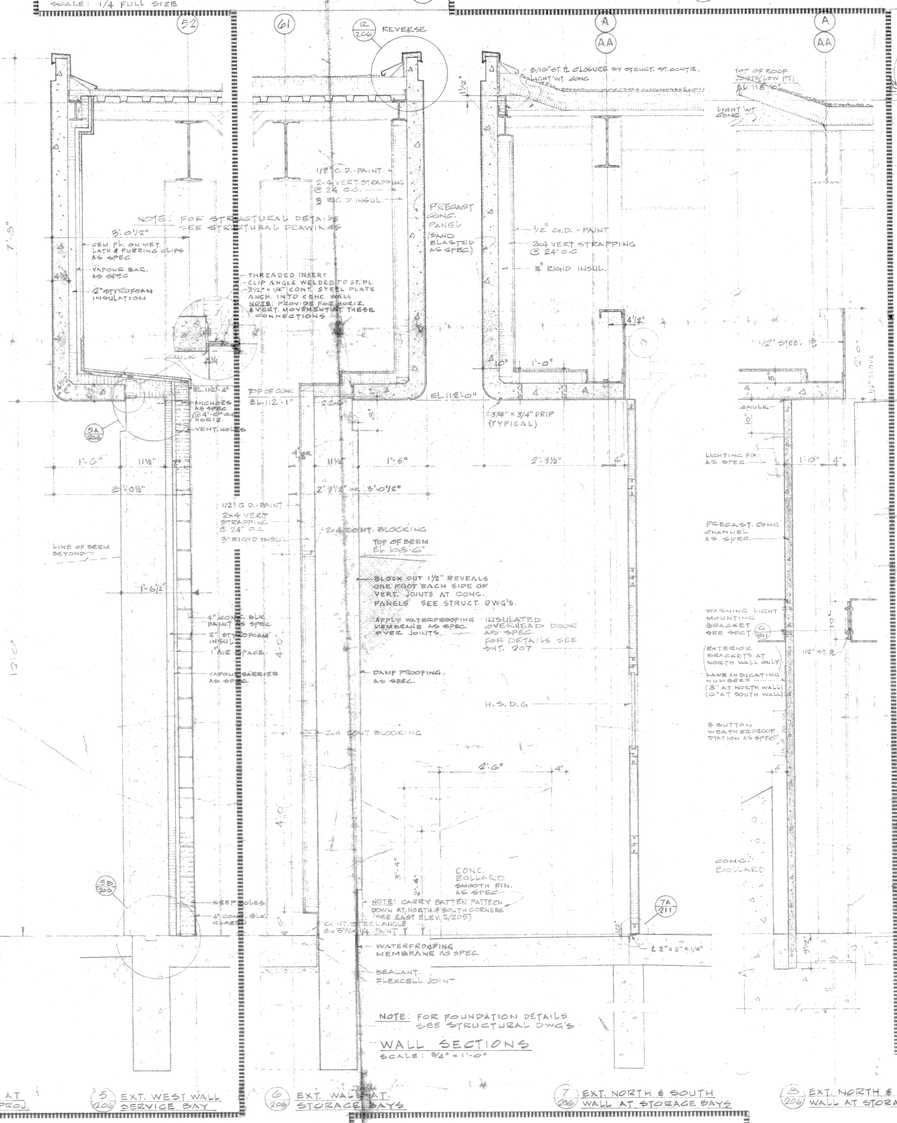

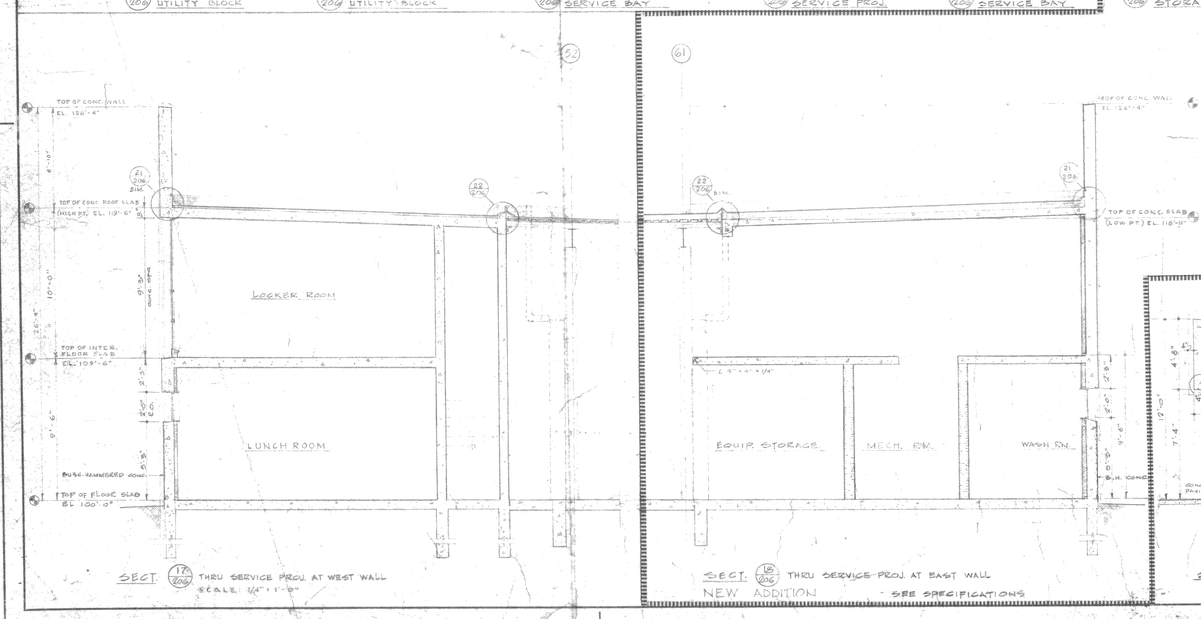

NOTE:
AREAS & DETAILS ENCLOSED BY DOTTED LINE INDICATE THEY ARE APPLICABLE TO THE CONSTRUCTION OF THE GARAGE ADDITION DATED 9.5.77

NUMBER TEN ARCHITECTURAL GROUP
ARCHITECTS & PLANNERS
APPROVED

A. D. MARGISON ASSOCIATES LTD.
CONSULTING PROFESSIONAL ENGINEERS
SUITE 302 — 1300 YONGE STREET
TORONTO, ONTARIO M4T 1X2

DATE	ISSUE NO.	REV. NO.	DESCRIPTION	DRAWN BY
5.10.79	G		AS BUILT	
9.5.77	5		GARAGE ADDITION - FOR TENDER	D.M.C.
6.5.68	4	2	DET. 13/206 & 16/206 - REPLACE CONC. BLK. WITH LIMPET ASBES.	D.M.C.
29.3.68	3	1	FOR CONSTRUCTION & REVISED AS PER ADDM. #3	
19.1.68	2	0	FOR TENDER	
20.10.67	1	0	FOR APPROVAL	

ISSUE OR REVISION

METROPOLITAN CORPORATION OF GREATER WINNIPEG
STREETS AND TRANSIT DIVISION

TRANSIT STORAGE AND SHOP FACILITIES

GARAGE & SERVICE BAY

WALL SECTIONS & DETAILS

CONSULTING PROFESSIONAL ENGINEERS
A. D. MARGISON AND ASSOCIATES LIMITED
1155 LESLIE STREET, DON MILLS, ONTARIO

ARCHITECTS
Waisman Ross + Blankstein Coop Gillmor Hanna
10 DONALD STREET, WINNIPEG, MANITOBA

APPROVED
DEPUTY DIRECTOR OF STREETS AND TRANSIT

DRAWN BY D.M.C.
CHECKED A.M.B.
FILE No.
SHEET No.
DATE 15.12.67
SCALE AS NOTED
DRAWING No. 2185-206 ARCHITECTURAL

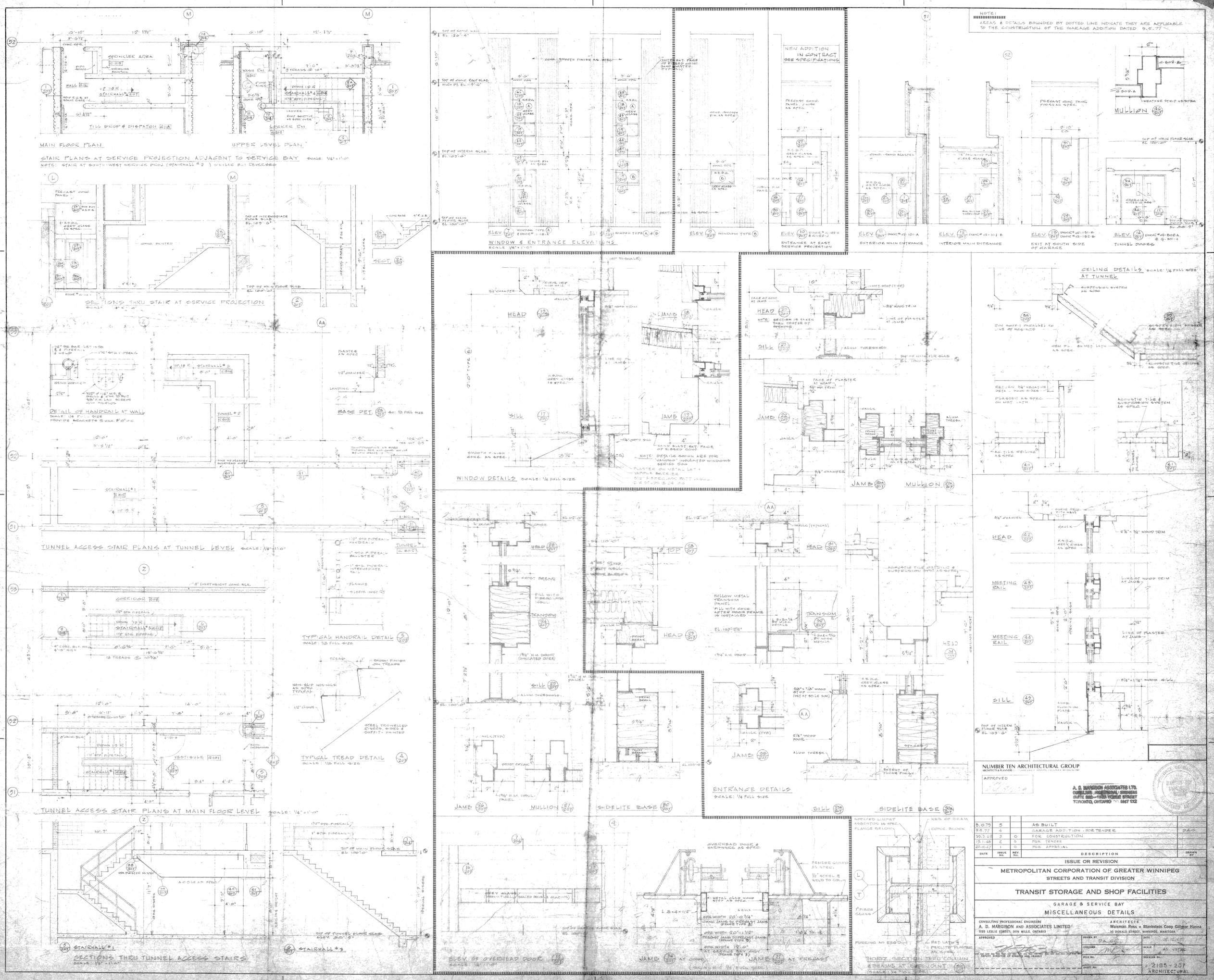

NUMBER TEN ARCHITECTURAL GROUP
ARCHITECTS & PLANNERS

APPROVED

A. D. MARGISON ASSOCIATES LTD.
CONSULTING PROFESSIONAL ENGINEERS
SUITE 200 - 1900 YONGE STREET
TORONTO, ONTARIO M4T 1X2

DATE	ISSUE No.	REV. No.	DESCRIPTION	DRAWN BY
8.10.79	5		AS BUILT	
9.5.77	4		GARAGE ADDITION - FOR TENDER	D.A.G.
25.3.68	3	0	FOR CONSTRUCTION	
19.1.68	2	0	FOR TENDER	
20.10.67	1	0	FOR APPROVAL	

ISSUE OR REVISION

METROPOLITAN CORPORATION OF GREATER WINNIPEG
STREETS AND TRANSIT DIVISION

TRANSIT STORAGE AND SHOP FACILITIES

GARAGE & SERVICE BAY
MISCELLANEOUS DETAILS

CONSULTING PROFESSIONAL ENGINEERS
A. D. MARGISON AND ASSOCIATES LIMITED
1155 LESLIE STREET, DON MILLS, ONTARIO

ARCHITECTS
Waisman Ross • Blankstein Coop Gillmor Hanna
10 DONALD STREET, WINNIPEG, MANITOBA

APPROVED
DEPUTY DIRECTOR OF STREETS AND TRANSIT

DRAWN BY D.A.G.
CHECKED
FILE No.
SHEET No.
DATE 15.12.67
SCALE AS NOTED
DRAWING No. 2185-207 ARCHITECTURAL

SEE SHEET FOR FOR LINK

CARPENTER SHOP R-145

LOCKERS R-146

LOCKER ROOM R-148

SIGN ANN R-141

PAINT BOOTHS

#1 R-150 #2 R-149 #3 R-147 #4 R-150

MAIN STORES R-101

2-HR. FIRE SEPARATION

1½-HR. U.L. LABELLED FIRE DOORS & FRAMES WITH SELF CLOSERS

CONTROL JOINT AT ROOF

EXPANSION JOINT AT ROOF

ASSISTT R.M. R-104

OFFICE R-106

FOREMAN OFFICE R-105

TOOL CRIB R-108

SHOP AREA #1 R-115

NOTE: ALL INTERIOR CONC. BLOCK PARTITIONS ON THIS PLAN & THOSE SHOWN ON SECTIONS TO BE 8" CONC. BLOCK

EXPANSION JOINT

NEW 3'-6" EXIT FROM TIRE STREAM

FIRE STORAGE R-110

ELECT. TEST RM. R-109

BATTERY CHARGING R-103

SHOP AREA #2 R-113

CONTROL JOINT AT ROOF

CONTROL JOINT AT FLOOR

8'-0" x 8'-0" WALL GRILLE AT APEX 12'-0" ABOVE FLOOR

TIRE & WHEEL SHOP R-114

PAINT & FINISHING AREA R-116

MAIN HOIST BAY R-118

Doors R-101-G shall swing in opposite direction or new exit shall be provided from R-101 to corridor R-146, and such exit doors shall swing in the direction of exit travel.

Notes: 3'-0" exit doors to provide second means of egress from paint booths & sign shop.

1½ HR. U.L. Labelled Fire Doors & Frames with Self Closers

Notes: - Required 2-HR. Fire Separation shown in yellow.

1. All conc. block in these walls shall be minimum 8" lightweight conc. block
2. All doors in Fire Separation shall be 1½-HR. U.L. Labelled Fire Doors & Frames with Self Closers.
3. Doors Req'd. to be kept open shall have electrically operated door holders which shall be interlocked with the Fire Alarm, Smoke Detector or Sprinkler System ---- 9.10.8.5.(1c)

OVERHAUL AND REPAIR SHOP FLOOR PLAN

PLAN DETAILS

70 11 08	C.	G.	FOR ZONING
70 10 07		G.	FOR APPROVAL
DATE	ISSUED BY	CHKD. BY	DESCRIPTION

ISSUED OR REVISION

METROPOLITAN CORPORATION OF GREATER WINNIPEG
STREETS AND TRANSIT DIVISION

TRANSIT STORAGE AND SHOP FACILITIES

OVERHAUL & REPAIR SHOP
FLOOR PLAN & DETAILS

CONSULTING MECHANICAL ENGINEER: A. D. MARRISON AND ASSOCIATES LIMITED, 1100 LESLIE STREET, DON MILLS, ONTARIO

ARCHITECTS: Kingsland, Rose + Richardson, Cook and Helmer, 15 ROSLYN ROAD, WINNIPEG, MANITOBA

APPROVED

DRAWN: [illegible] DATE: 70-07-07

CHECKED: M.P. SCALE: AS NOTED

JOB NO.

SPEC. NO.

SHEET NO. 109

SEE SHEET FOR FOR LINK

CARPENTER SHOP R-145

LOCKERS R-146

LOCKER ROOM R-148

SIGN ANN R-141

PAINT BOOTHS

#1 R-150 #2 R-149 #3 R-147 #4 R-150

MAIN STORES R-101

2-HR. FIRE SEPARATION

1½-HR. U.L. LABELLED FIRE DOORS & FRAMES WITH SELF CLOSERS

CONTROL JOINT AT ROOF

EXPANSION JOINT AT ROOF

ASSISTT R.M. R-104

OFFICE R-106

FOREMAN OFFICE R-105

TOOL CRIB R-108

SHOP AREA #1 R-115

NOTE: ALL INTERIOR CONC. BLOCK PARTITIONS ON THIS PLAN & THOSE SHOWN ON SECTIONS TO BE 8" CONC. BLOCK

EXPANSION JOINT

NEW 3'-6" EXIT FROM TIRE STREAM

FIRE STORAGE R-110

ELECT. TEST RM. R-109

BATTERY CHARGING R-103

SHOP AREA #2 R-113

CONTROL JOINT AT ROOF

CONTROL JOINT AT FLOOR

8'-0" x 8'-0" WALL GRILLE AT APEX 12'-0" ABOVE FLOOR

TIRE & WHEEL SHOP R-114

PAINT & FINISHING AREA R-116

MAIN HOIST BAY R-118

Doors R-101-G shall swing in opposite direction or new exit shall be provided from R-101 to corridor R-146, and such exit doors shall swing in the direction of exit travel.

Notes: 3'-0" exit doors to provide second means of egress from paint booths & sign shop.

1½ HR. U.L. Labelled Fire Doors & Frames with Self Closers

Notes: - Required 2-HR. Fire Separation shown in yellow.

1. All conc. block in these walls shall be minimum 8" lightweight conc. block
2. All doors in Fire Separation shall be 1½-HR. U.L. Labelled Fire Doors & Frames with Self Closers.
3. Doors Req'd. to be kept open shall have electrically operated door holders which shall be interlocked with the Fire Alarm, Smoke Detector or Sprinkler System ---- 9.10.8.5.(1c)

OVERHAUL AND REPAIR SHOP FLOOR PLAN

PLAN DETAILS

70 11 08	C.	G.	FOR ZONING
70 10 07		G.	FOR APPROVAL
DATE	ISSUED BY	CHKD. BY	DESCRIPTION

ISSUED OR REVISION

METROPOLITAN CORPORATION OF GREATER WINNIPEG
STREETS AND TRANSIT DIVISION

TRANSIT STORAGE AND SHOP FACILITIES

OVERHAUL & REPAIR SHOP
FLOOR PLAN & DETAILS

CONSULTING MECHANICAL ENGINEER: A. D. MARRISON AND ASSOCIATES LIMITED, 1100 LESLIE STREET, DON MILLS, ONTARIO

ARCHITECTS: Kingsland, Rose + Richardson, Cook and Helmer, 15 ROSLYN ROAD, WINNIPEG, MANITOBA

APPROVED

DRAWN: [illegible] DATE: 70-07-07

CHECKED: M.P. SCALE: AS NOTED

JOB NO.

SPEC. NO.

SHEET NO. 109

WAYS & STREETS FACILITIES BUILDING PLAN

SCALE: 1/16" = 1'-0"

NOTE:
ALL INTERIOR CONC BLOCK PARTITIONS ON THIS PLAN ARE 8" THICK EXCEPT WHERE NOTED OTHERWISE

C.B. PARTITIONS SHALL EXTEND TO UNDERSIDE OF STEEL DECK

(F) INDICATES FIRE SEPARATION

WALL SECTIONS & PLAN DETAILS

SCALE: 3/4" = 1'-0"

PLAN OF EXTERIOR LOADING DOCK

SCALE: 1/4" = 1'-0"

WALL SECTIONS

SCALE: 3/4" = 1'-0"

ELEVATION (22/209) EXTERIOR LOADING DOCK

SCALE: 1/4" = 1'-0"

SECT (23/209) THRU FAT LOADING DOCK

SCALE: 1/4" = 1'-0"

SECT (24/209) THRU STAIRS

SCALE: 1/4" = 1'-0"

DETAIL (25/209) LOADING DOCK BUMPER

SCALE: 1/2" = 1'-0"

SECT (26/209) THRU SOUTH ENTRANCE TO LUNCH RM.

SCALE: 1/4" = 1'-0"

EXPANSION JOINT AT LINK ROOF

(27/209)

SCALE: 1/8 FULL SIZE

DATE	ISSUE No.	REV. No.	DESCRIPTION	DRAWN BY
15.12.67	4	2	ADDED ADDN'S 1-175-0, 1-192-A	D.A.C.
29.7.68	3	1	REVISED PER ADDN'S 3 FOR CONSTRUCTION	
19.1.68	2	0	FOR TENDER	
20.10.67	1	0	FOR APPROVAL	

ISSUE OR REVISION

METROPOLITAN CORPORATION OF GREATER WINNIPEG
STREETS AND TRANSIT DIVISION

TRANSIT STORAGE AND SHOP FACILITIES

WAYS & STREETS FACILITIES BUILDING

FLOOR PLAN & DETAILS

CONSULTING PROFESSIONAL ENGINEERS
A. D. MARJISON AND ASSOCIATES LIMITED
1155 LESLIE STREET, DON MILLS, ONTARIO

ARCHITECTS
Waisman Ross • Blankstein Coop Gillmor Hanna
10 DONALD STREET, WINNIPEG, MANITOBA

APPROVED
DEPUTY DIRECTOR OF STREETS AND TRANSIT

DRAWN BY D.A.C. | DATE 15.12.67
CHECKED | SCALE AS NOTED
FILE No. | DRAWING No. 2185 – 209 ARCHITECTURAL
SHEET No.

R-14
FILE
RETURN TO CITY PROPERTIES BUILDING INVENTORY.
2 91 1

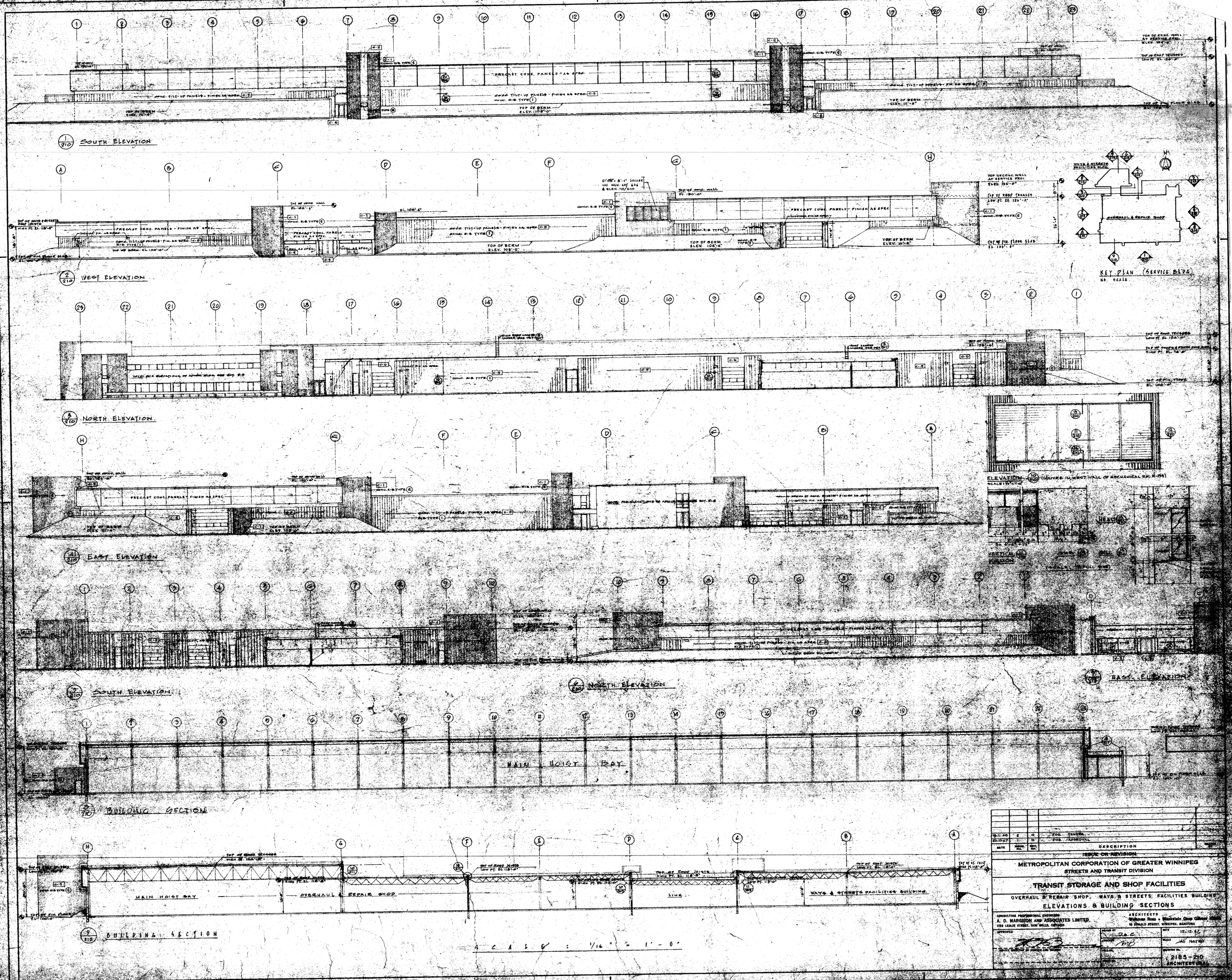

DATE	ISSUE NO.	REV. NO.	DESCRIPTION
19.1.68	2	0	FOR TENDER
20.10.67	1	0	FOR APPROVAL

ISSUE OR REVISION

METROPOLITAN CORPORATION OF GREATER WINNIPEG
STREETS AND TRANSIT DIVISION

TRANSIT STORAGE AND SHOP FACILITIES

OVERHAUL & REPAIR SHOP, WAYS & STREETS FACILITIES BUILDING
ELEVATIONS & BUILDING SECTIONS

CONSULTING PROFESSIONAL ENGINEERS
A. D. MARGISON AND ASSOCIATES LIMITED
1155 LESLIE STREET, DON MILLS, ONTARIO

ARCHITECTS
Waltman Ross • Blankstein Osop Gillmer Hanna
10 DONALD STREET, WINNIPEG, MANITOBA

APPROVED

DRAWN BY D.A.C.
CHECKED AMB
DATE 15.12.67
SCALE AS NOTED
DRAWING No. 2185-210 ARCHITECTURAL

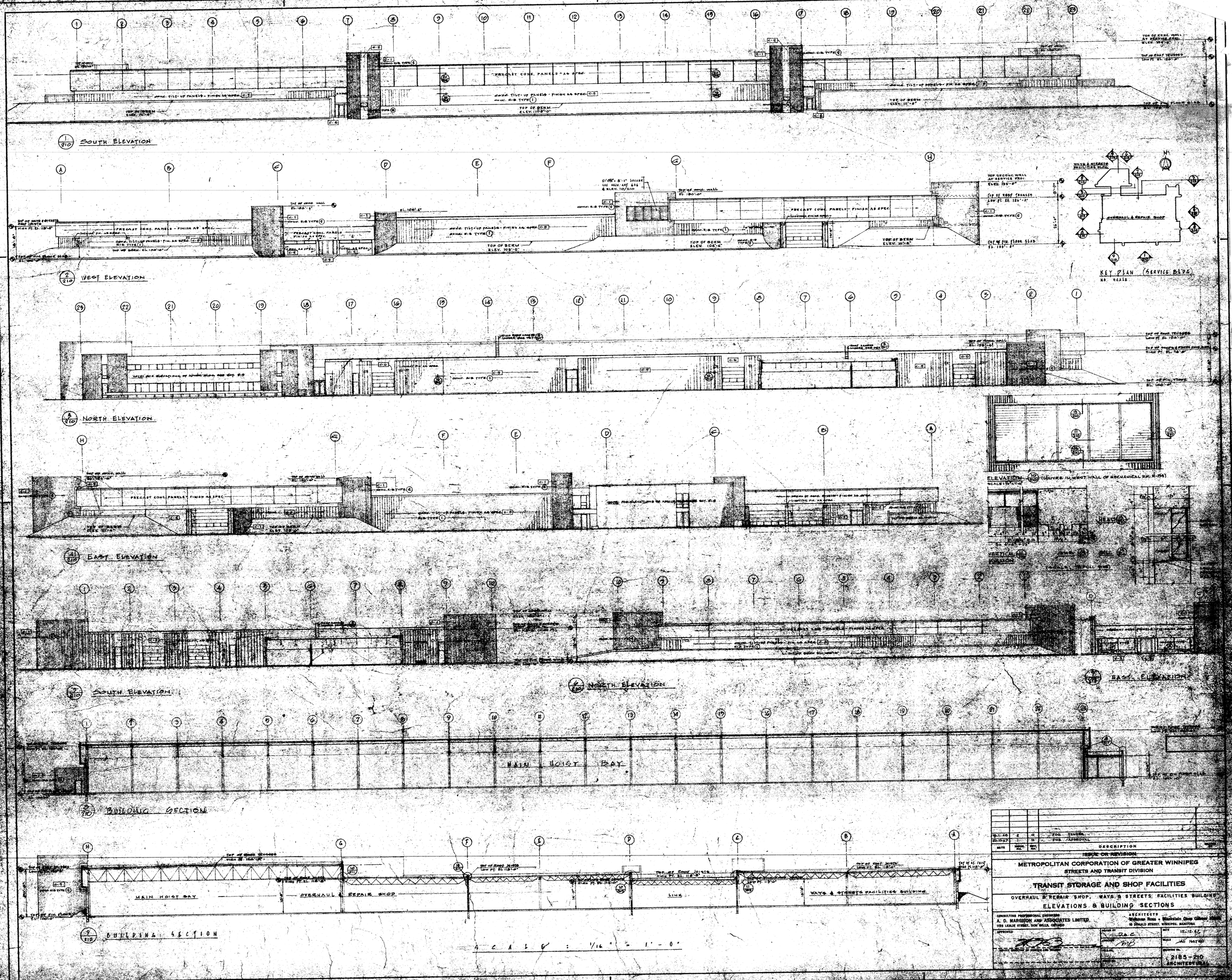

DATE	ISSUE NO.	REV. NO.	DESCRIPTION
19.1.68	2	0	FOR TENDER
20.10.67	1	0	FOR APPROVAL

ISSUE OR REVISION

METROPOLITAN CORPORATION OF GREATER WINNIPEG
STREETS AND TRANSIT DIVISION

TRANSIT STORAGE AND SHOP FACILITIES

OVERHAUL & REPAIR SHOP, WAYS & STREETS FACILITIES BUILDING
ELEVATIONS & BUILDING SECTIONS

CONSULTING PROFESSIONAL ENGINEERS
A. D. MARGISON AND ASSOCIATES LIMITED
1155 LESLIE STREET, DON MILLS, ONTARIO

ARCHITECTS
Wellman Ross • Blankstein Coop Gillmor Hanna
10 DONALD STREET, WINNIPEG, MANITOBA

APPROVED
DEPUTY DIRECTOR OF STRUCTURE AND TRANSIT

DRAWN BY D.A.C.
CHECKED AMB
FILE NO.
PROJ. NO.

DATE 15.12.67
SCALE AS NOTED
DRAWING NO. 2185-210 ARCHITECTURAL

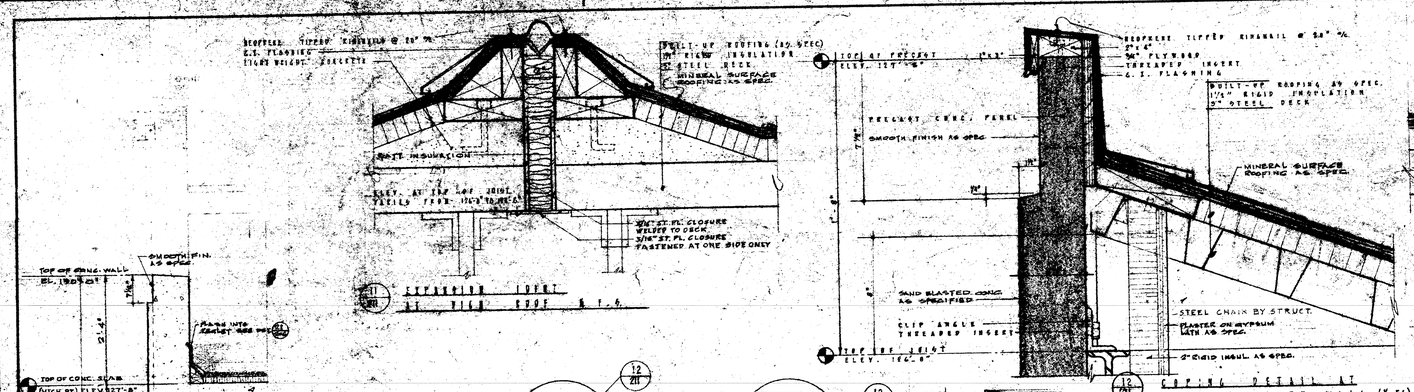

DATE	BY	NO.	DESCRIPTION
10.1.66	E	0	FOR TENDER
20.10.67	I	0	FOR APPROVAL

ISSUE OR REVISION

METROPOLITAN CORPORATION OF GREATER WINNIPEG
STREETS AND TRANSIT DIVISION

TRANSIT STORAGE AND SHOP FACILITIES

OVERHAUL & REPAIR SHOP

WALL SECTIONS & DETAILS

CONSULTING PROFESSIONAL ENGINEERS
A. D. BARCSON AND ASSOCIATES LIMITED
1128 LESLIE STREET, DON MILLS, ONTARIO

ARCHITECTS
Waisman Ross • Stankiewicz Cope Weiser Hanna
19 DONALD STREET, WINNIPEG, MANITOBA

APPROVED
DEPUTY DIRECTOR OF STREETS AND TRANSIT

DRAWN BY: D.P.A.
DESIGNED: M.B.
TRACED:
CHECKED:

DATE: 10/12/67
SCALE: AS NOTED
DRAWING NO. 2185-SK ARCHITECTURAL

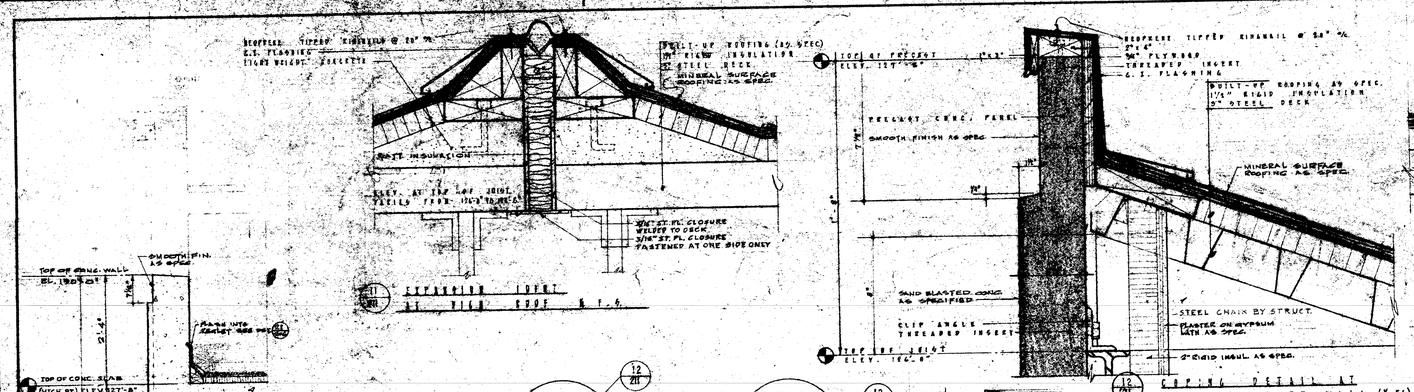

DATE	BY	NO.	DESCRIPTION
10.1.66	E	0	FOR TENDER
20.10.67	I	0	FOR APPROVAL

ISSUE OR REVISION

METROPOLITAN CORPORATION OF GREATER WINNIPEG
STREETS AND TRANSIT DIVISION

TRANSIT STORAGE AND SHOP FACILITIES

OVERHAUL & REPAIR SHOP

WALL SECTIONS & DETAILS

CONSULTING PROFESSIONAL ENGINEERS
A. D. BARCSON AND ASSOCIATES LIMITED
1128 LESLIE STREET, DON MILLS, ONTARIO

ARCHITECTS
Waisman Ross • Stankiewicz Cope Weiser Hanna
19 DONALD STREET, WINNIPEG, MANITOBA

APPROVED
DEPUTY DIRECTOR OF STREETS AND TRANSIT

DRAWN BY: D.P.A.
DESIGNED: M.B.
TRACED:
CHECKED:

DATE: 10/12/67
SCALE: AS NOTED
DRAWING NO. 2185-SK ARCHITECTURAL

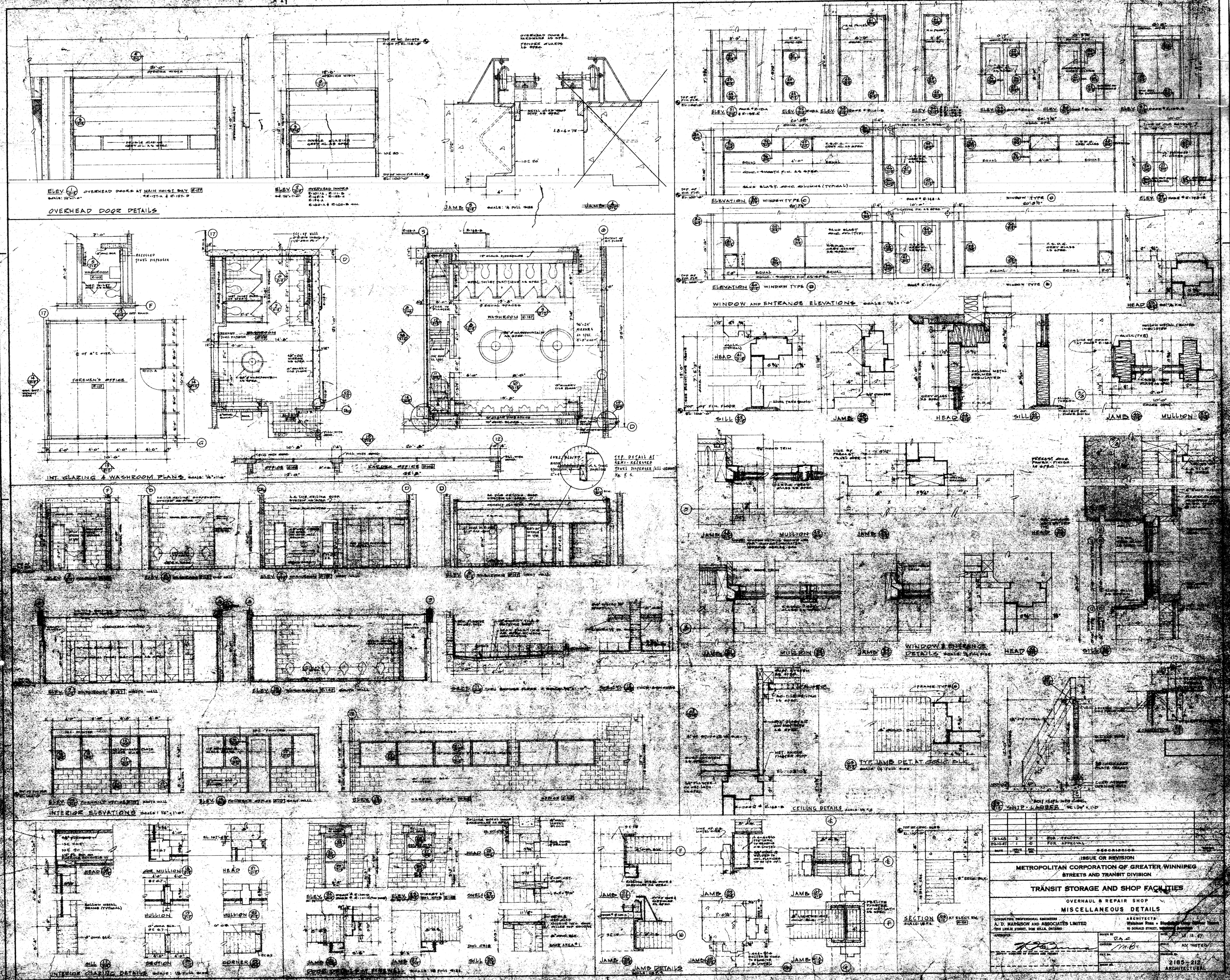

DATE	ISSUE NO.	REV. NO.	DESCRIPTION
19.1.68	2	0	FOR TENDER
20.10.67	1	0	FOR APPROVAL

ISSUE OR REVISION

METROPOLITAN CORPORATION OF GREATER WINNIPEG
STREETS AND TRANSIT DIVISION

TRANSIT STORAGE AND SHOP FACILITIES

OVERHAUL & REPAIR SHOP

MISCELLANEOUS DETAILS

CONSULTING PROFESSIONAL ENGINEERS
A. D. MARGISON AND ASSOCIATES LIMITED
1155 LESLIE STREET, DON MILLS, ONTARIO

ARCHITECTS
Waisman Ross • Blackstone Corp. Arthur Hanna
10 DONALD STREET, WINNIPEG, MANITOBA

APPROVED
DEPUTY DIRECTOR OF STREETS AND TRANSIT

DRAWN BY D.A.C.
CHECKED M.B.
FILE NO.
SHEET NO.

DATE 18.12.67
SCALE AS NOTED
DRAWING NO. 2185-212 ARCHITECTURAL

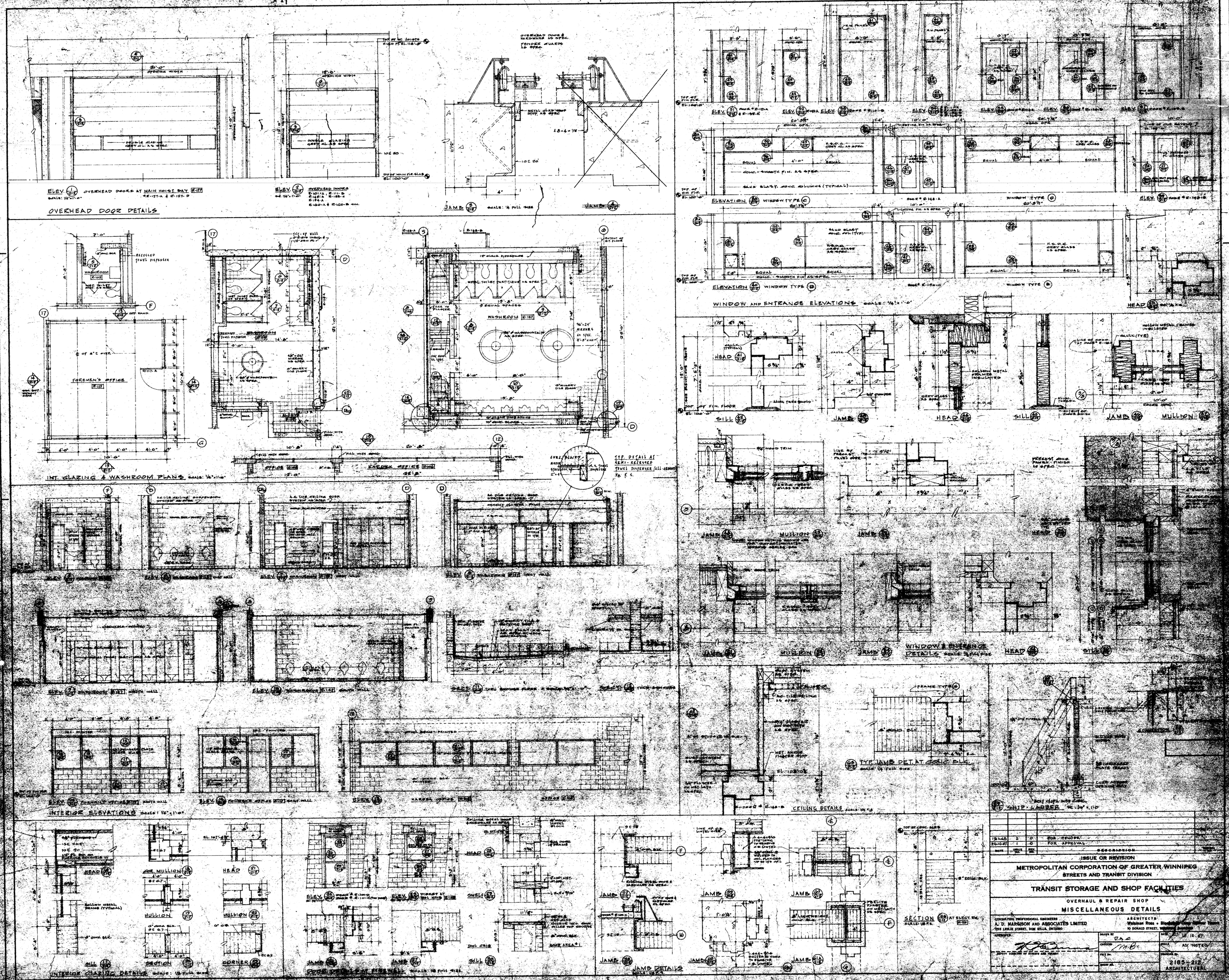
OVERHEAD DOOR DETAILS
INT. GLAZING & WASHROOM PLANS
WINDOW AND ENTRANCE ELEVATIONS
WINDOW & ENTRANCE DETAILS
INTERIOR ELEVATIONS
CEILING DETAILS
TYP. JAMB DET. AT CONC. BLK.
SHIP LADDER
INTERIOR GLAZING DETAILS
DOOR DETAILS AT FIREWALL
JAMB DETAILS
SECTION
FOREMEN'S OFFICE
WASHROOM
KARDEX OFFICE
ELEVATION
HEAD
SILL
JAMB
MULLION
CORNER
SHELF
FOR TENDER
FOR APPROVAL
DESCRIPTION
ISSUE OR REVISION
METROPOLITAN CORPORATION OF GREATER WINNIPEG
STREETS AND TRANSIT DIVISION
TRANSIT STORAGE AND SHOP FACILITIES
OVERHAUL & REPAIR SHOP
MISCELLANEOUS DETAILS
CONSULTING PROFESSIONAL ENGINEERS
A. D. MARGISON AND ASSOCIATES LIMITED
1155 LESLIE STREET, DON MILLS, ONTARIO
ARCHITECTS
Waisman Ross
10 DONALD STREET, WINNIPEG, MANITOBA
DRAWN BY D.A.C.
CHECKED M.B.
DATE 18.12.67
SCALE AS NOTED
DRAWING NO. 2185-212 ARCHITECTURAL

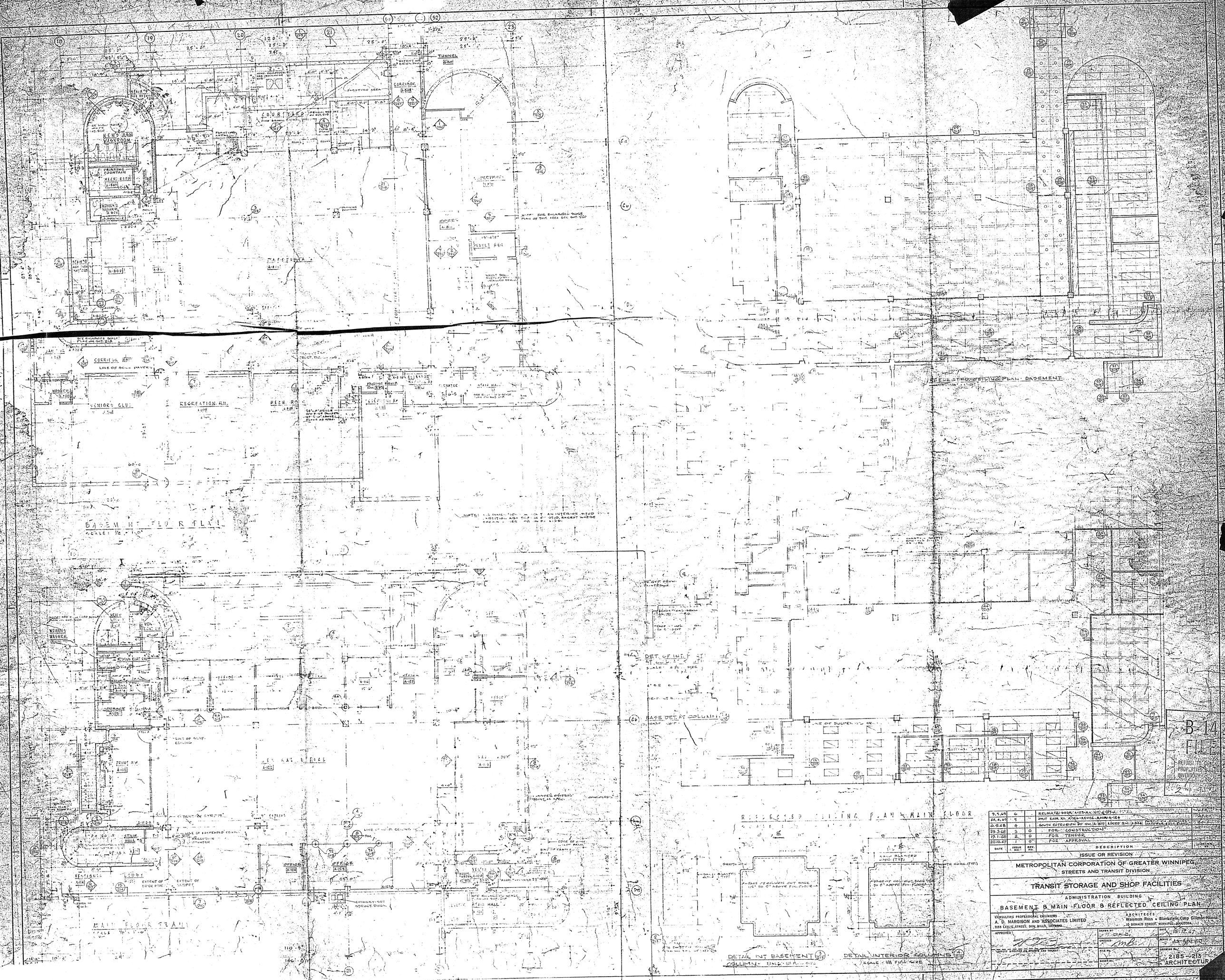

DATE	ISSUE NO.	REV. NO.	DESCRIPTION	DRAWN BY
9.5.69	6		RELOCATED DOOR A-117-A, NO. A-117-A	
28.4.69	5		OMIT ROOM NO. A-126 - REVISE ROOM A-124	
6.5.68	4	1	SOUTH EXTENSION OF RM. A-817 ADDED RM. A-824	
29.3.68	3	0	FOR CONSTRUCTION	
19.1.68	2	0	FOR TENDER	
20.10.67	1	0	FOR APPROVAL	

ISSUE OR REVISION

METROPOLITAN CORPORATION OF GREATER WINNIPEG
STREETS AND TRANSIT DIVISION

TRANSIT STORAGE AND SHOP FACILITIES

ADMINISTRATION BUILDING

BASEMENT & MAIN FLOOR & REFLECTED CEILING PLAN

CONSULTING PROFESSIONAL ENGINEERS
A. D. MARGISON AND ASSOCIATES LIMITED
1155 LESLIE STREET, DON MILLS, ONTARIO

ARCHITECTS
Waisman Ross • Blankstein Coop Gillmor Hanna
10 DONALD STREET, WINNIPEG, MANITOBA

APPROVED

DEPUTY DIRECTOR OF STREETS AND TRANSIT

DRAWN BY: D.A.C.
CHECKED: M.B.
FILE No.
SHEET No.

DATE: 15.12.67
SCALE: AS NOTED
DRAWING No.: 2185-213 ARCHITECTURAL

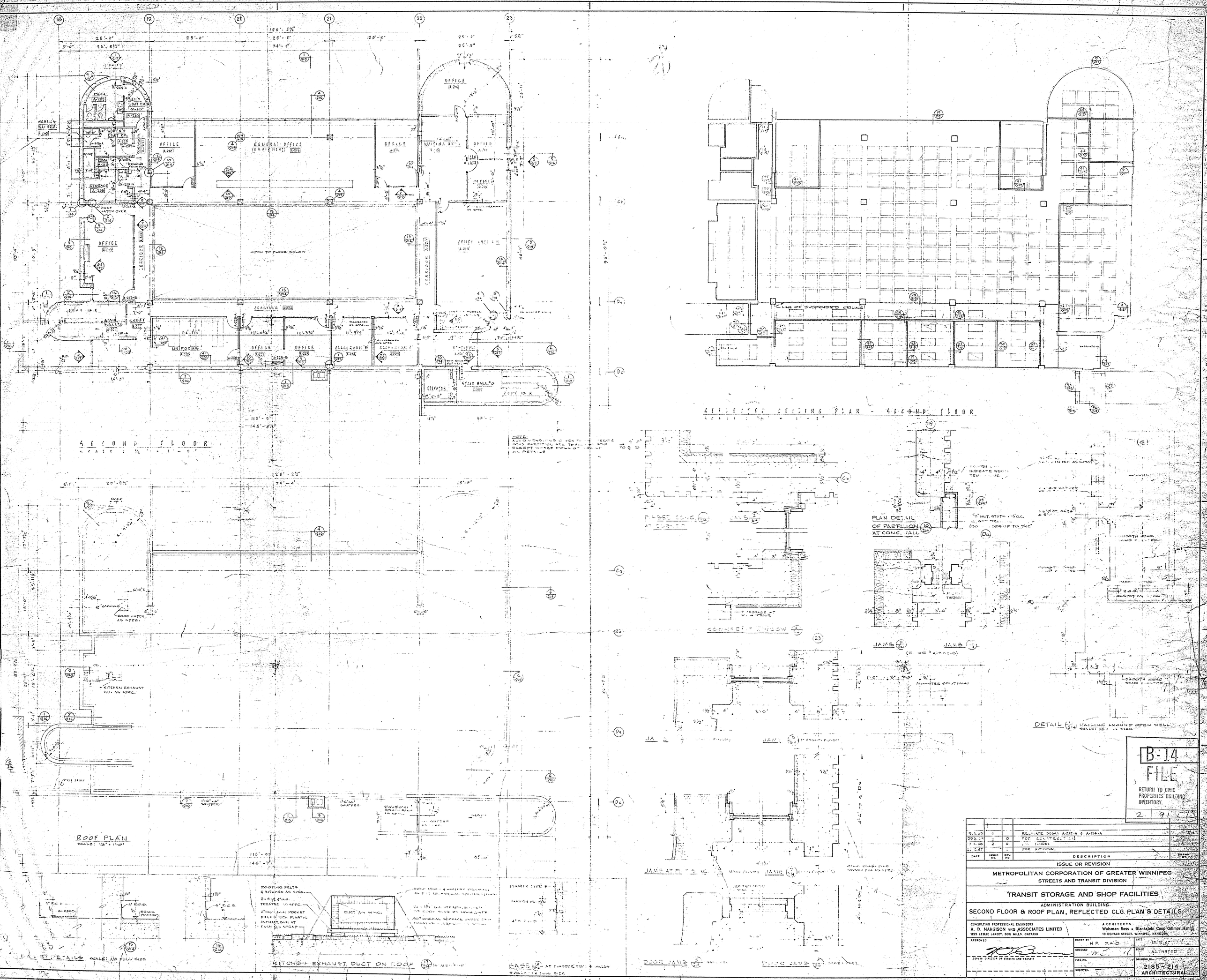
SECOND FLOOR
REFLECTED CEILING PLAN - SECOND FLOOR
ROOF PLAN
KITCHEN EXHAUST DUCT ON ROOF
PLAN DETAIL OF PARTITION AT CONC. WALL
DETAIL
B-14
FILE
RETURN TO CIVIC PROPERTIES BUILDING INVENTORY.
2 91
DATE
ISSUE NO.
REV. NO.
DESCRIPTION
DRAWN BY
ISSUE OR REVISION
METROPOLITAN CORPORATION OF GREATER WINNIPEG
STREETS AND TRANSIT DIVISION
TRANSIT STORAGE AND SHOP FACILITIES
ADMINISTRATION BUILDING.
SECOND FLOOR & ROOF PLAN, REFLECTED CLG. PLAN & DETAILS
CONSULTING PROFESSIONAL ENGINEERS
A. D. MARGISON AND ASSOCIATES LIMITED
1155 LESLIE STREET, DON MILLS, ONTARIO
ARCHITECTS
Waisman Ross • Blankstein Coop Gillmor Hanna
10 DONALD STREET, WINNIPEG, MANITOBA
APPROVED
DRAWN BY
H.P. R.A.C.
DATE
15.12.67
CHECKED
SCALE
AS NOTED
FILE NO.
DRAWING NO.
2185-214
ARCHITECTURAL

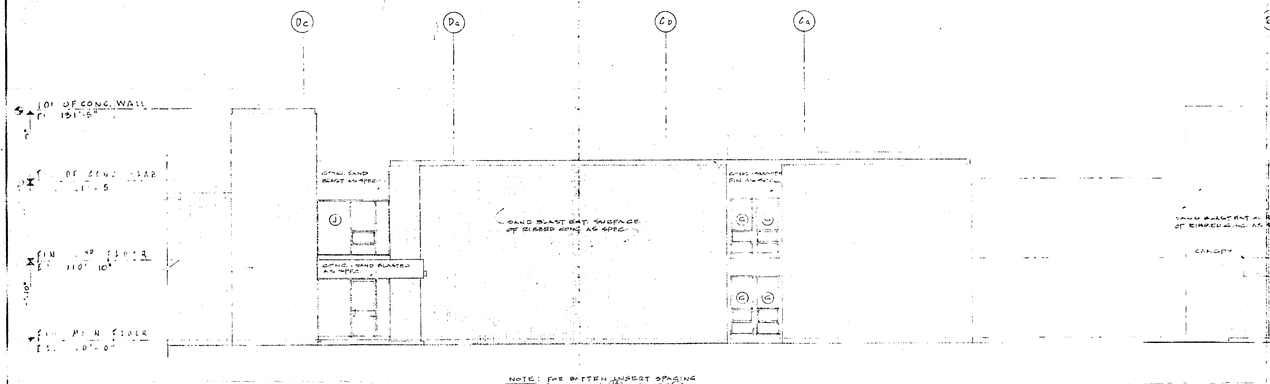

EAST ELEVATION

SCALE: 1/8" = 1'-0"

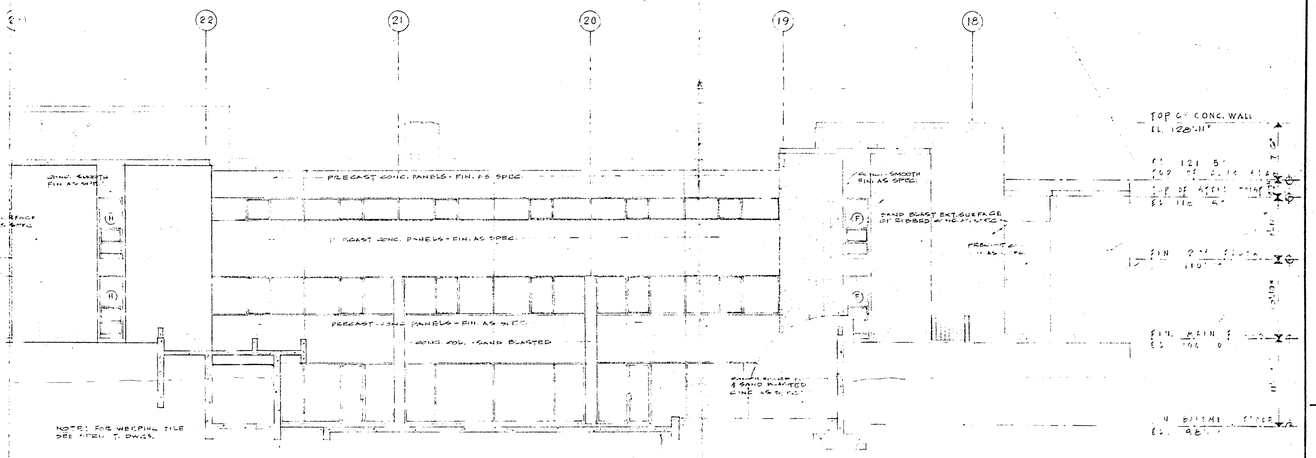

NORTH ELEVATION

SCALE: 1/8" = 1'-0"

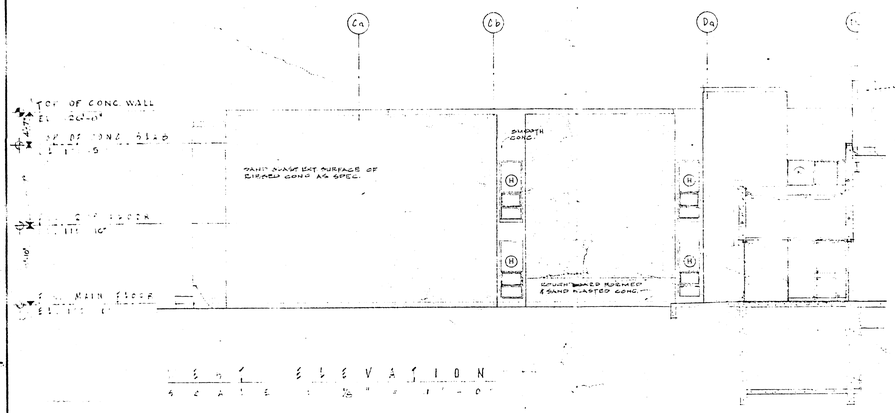

EAST ELEVATION

SCALE: 1/8" = 1'-0"

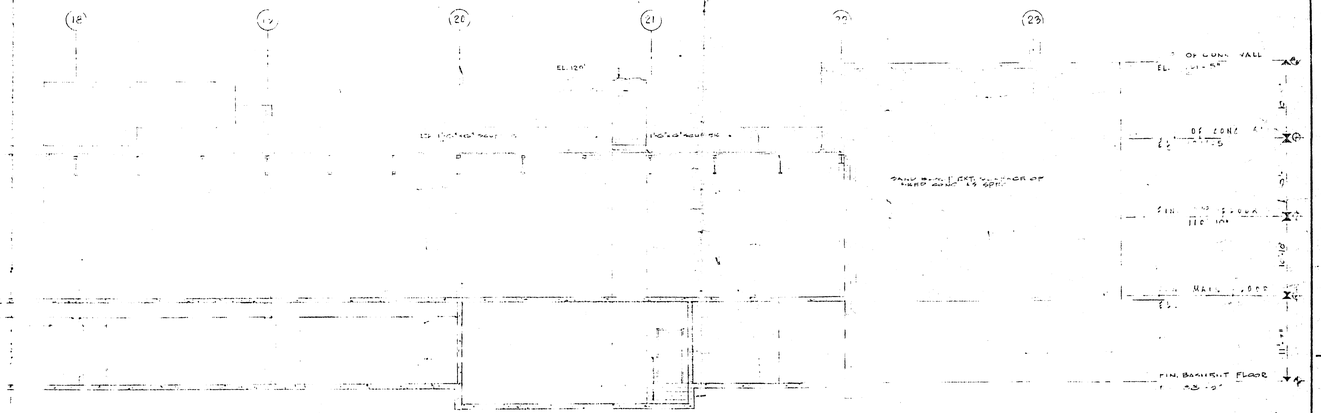

SOUTH ELEVATION

SCALE: 1/8" = 1'-0"

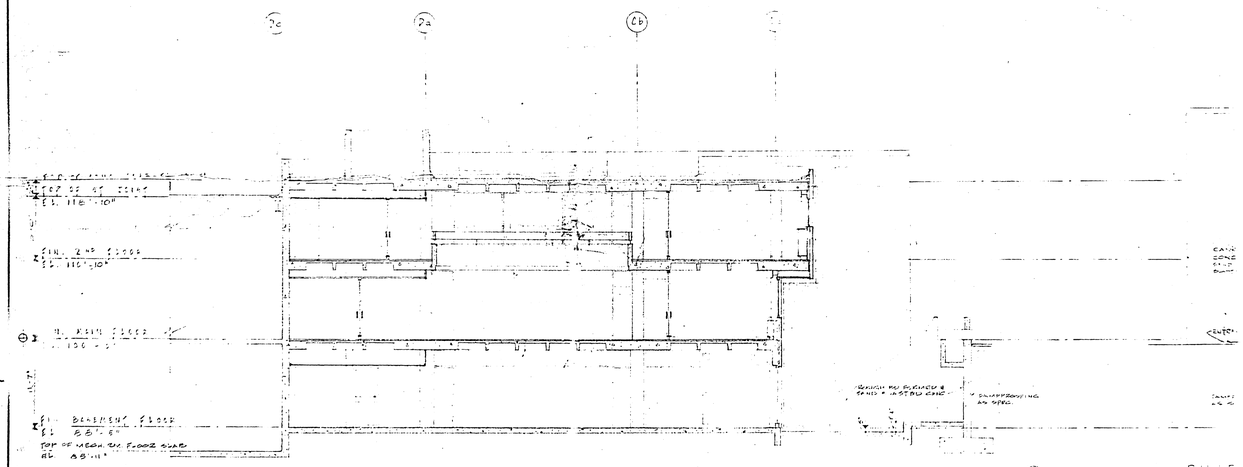

BUILDING SECTION

SCALE: 1/8" = 1'-0"

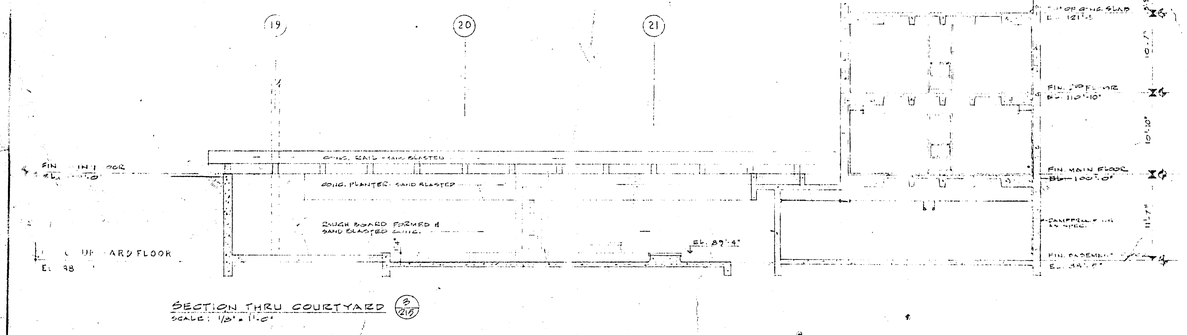

SECTION THRU COURTYARD (2/215)

SCALE: 1/8" = 1'-0"



SECTION (1/215)

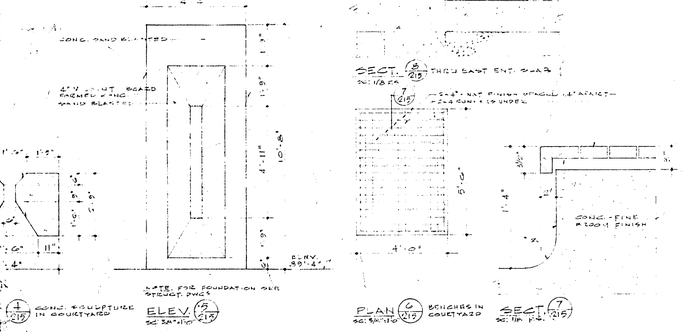

SECTION (3/215) ELEVATION (2/215) PLAN (6/217) SECTION (7/215)

NOTE FOR FOUNDATION SEE STRUCT. DWGS.

BRICKS IN COURTYARD

CONC. SCULPTURE IN COURTYARD

D-14

FILE

RETURN TO CIVIC PROPERTIES BUILDING INVENTORY.

2 91 1.

DATE	ISSUE NO.	REV. NO.	DESCRIPTION	DRAWN BY
			ISSUE OR REVISION	
[illegible]	S		FOR CONSTRUCTION	
[illegible]	T		FOR TENDER	
15.12.67		C	FOR APPROVAL	

METROPOLITAN CORPORATION OF GREATER WINNIPEG

STREETS AND TRANSIT DIVISION

TRANSIT STORAGE AND SHOP FACILITIES

ADMINISTRATION BUILDING

ELEVATIONS & BUILDING SECTIONS

CONSULTING PROFESSIONAL ENGINEERS
A. D. MARGISON AND ASSOCIATES LIMITED
1155 LESLIE STREET, DON MILLS, ONTARIO

ARCHITECTS
Waisman Ross • Blankstein Coop Gillmor Hanna
10 DONALD STREET, WINNIPEG, MANITOBA

APPROVED

DIRECTOR OF STREETS AND TRANSIT

DRAWN BY	D.A.C
CHECKED	
FILE No.	
SHEET No.	
DATE	15.12.67
SCALE	AS NOTED
DRAWING No.	2185 - 215 ARCHITECTURAL

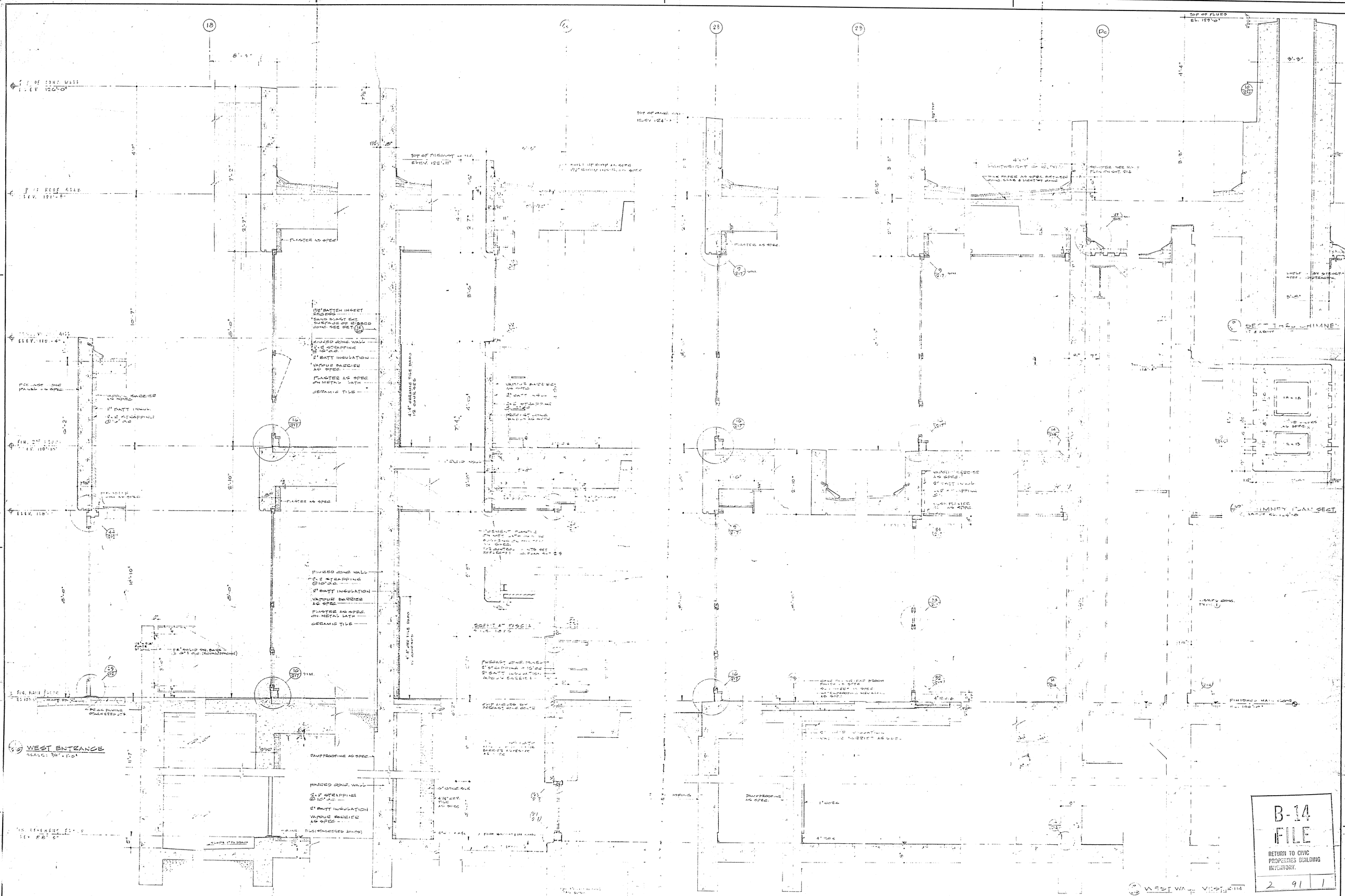

B-14
FILE
RETURN TO CIVIC PROPERTIES BUILDING INVENTORY.
2 91 1

DATE	ISSUE NO.	REV. NO.	DESCRIPTION	DRAWN BY
26.12.68	3	0	FOR CONSTRUCTION	
[illegible]	2	0	FOR TENDER	
26.12.67	1	0	FOR APPROVAL	

ISSUE OR REVISION

METROPOLITAN CORPORATION OF GREATER WINNIPEG
STREETS AND TRANSIT DIVISION

TRANSIT STORAGE AND SHOP FACILITIES

ADMINISTRATION BUILDING

WALL SECTIONS & DETAILS

CONSULTING PROFESSIONAL ENGINEERS
A. D. MARGISON AND ASSOCIATES LIMITED
1155 [illegible] STREET, DON MILLS, ONTARIO

ARCHITECTS
Waisman Ross • Blankstein Coop Gillmor Hanna
10 DONALD STREET, WINNIPEG, MANITOBA

APPROVED
DEPUTY DIRECTOR OF STREETS AND TRANSIT

DRAWN BY: D.A.G.
CHECKED:
FILE No.:
SHEET No.:
DATE: [illegible].12.67
SCALE: AS NOTED
DRAWING No.: 2185-216 ARCHITECTURAL

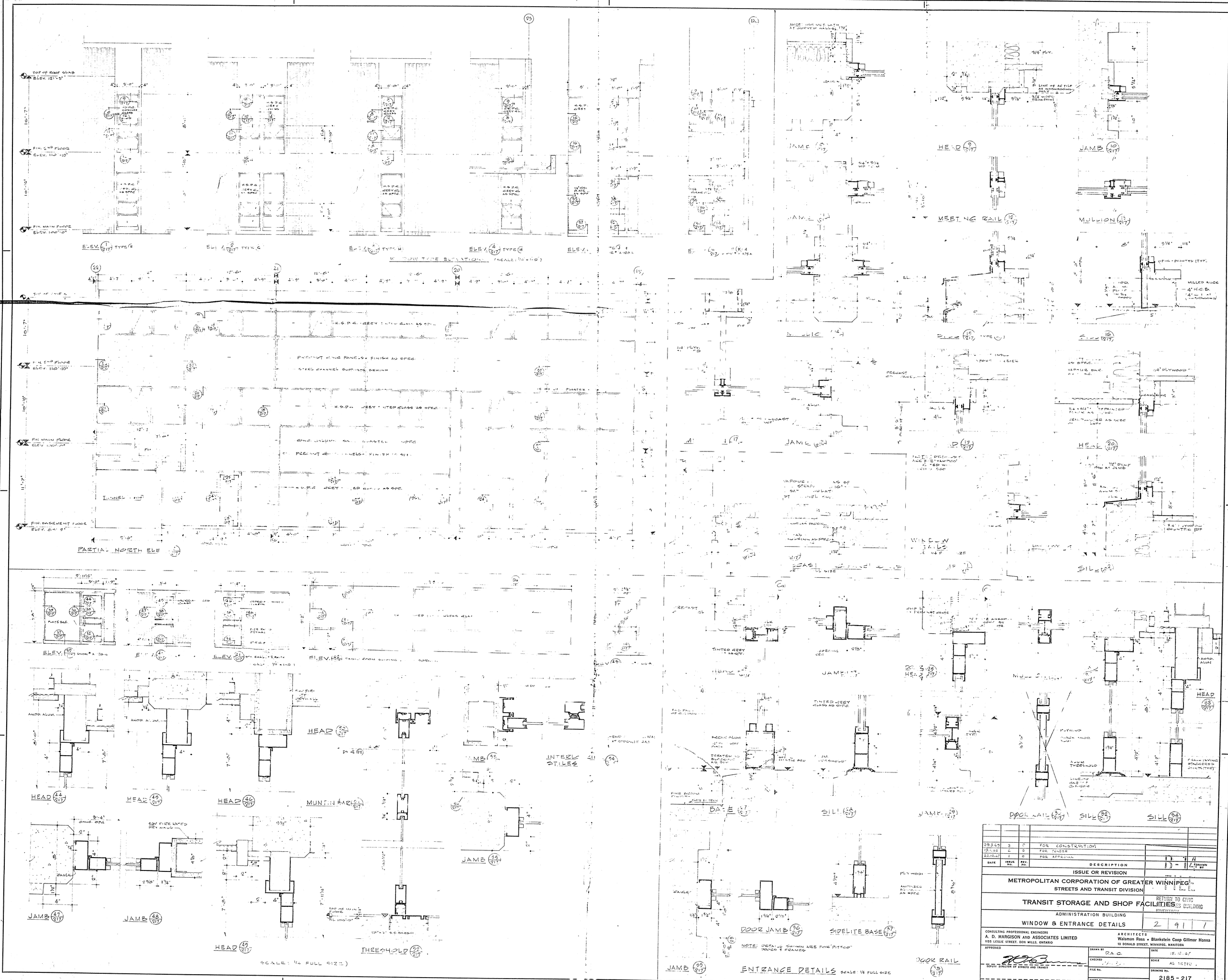

DATE	ISSUE NO.	REV. NO.	DESCRIPTION
29.3.65	3	0	FOR CONSTRUCTION
19.1.65	2	0	FOR TENDER
22.10.67	1	0	FOR APPROVAL

ISSUE OR REVISION

METROPOLITAN CORPORATION OF GREATER WINNIPEG
STREETS AND TRANSIT DIVISION

TRANSIT STORAGE AND SHOP FACILITIES

ADMINISTRATION BUILDING

WINDOW & ENTRANCE DETAILS

2 91 1

CONSULTING PROFESSIONAL ENGINEERS
A. D. MARGISON AND ASSOCIATES LIMITED
1155 LESLIE STREET, DON MILLS, ONTARIO

ARCHITECTS
Waisman Ross • Blankstein Coop Gillmor Hanna
10 DONALD STREET, WINNIPEG, MANITOBA

APPROVED
DEPUTY DIRECTOR OF STREETS AND TRANSIT

DRAWN BY D.A.C.
CHECKED
FILE NO.
SHEET NO.
DATE 15.12.67
SCALE AS NOTED
DRAWING NO. 2185-217 ARCHITECTURAL

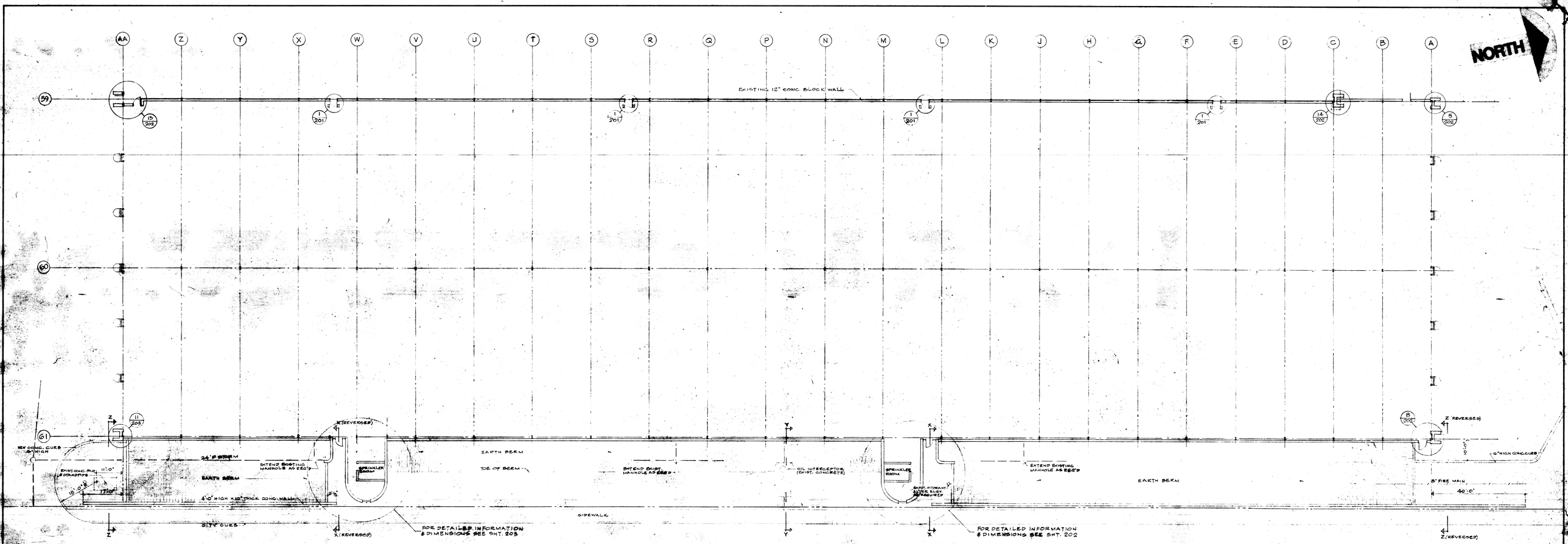



EAST ELEVATION (SEE ALSO EAST ELEV. 2/205)
SCALE: 1/16" = 1'-0"

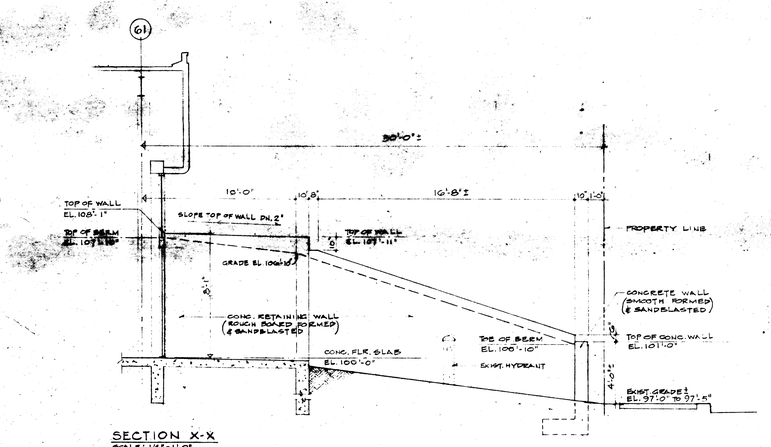

SECTION X-X
SCALE: 1/4" = 1'-0"

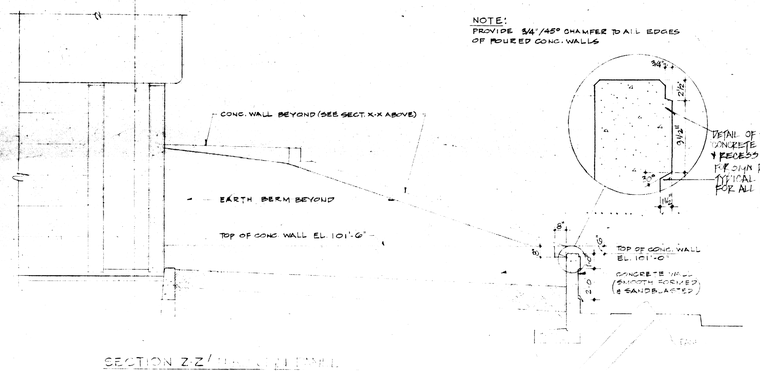

NOTE:
PROVIDE 3/4"/45° CHAMFER TO ALL EDGES OF ROUGHED CONC. WALLS

SECTION Z-Z (SIGN PANEL)

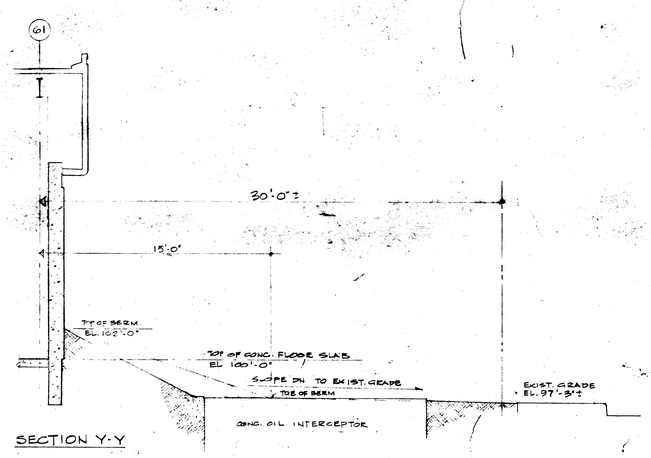

SECTION Y-Y

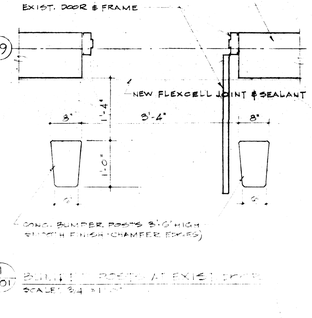

1/201 BUILT-UP ROOF AT EXIST. DOOR
SCALE: 3/4" = 1'-0"

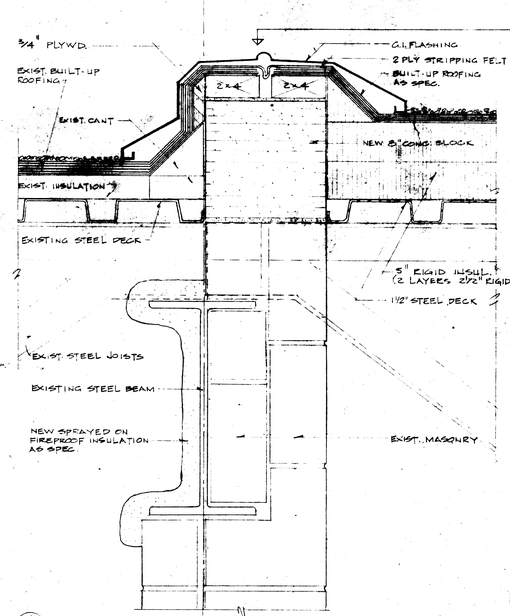

2/207 NEW ROOF DETAIL AT EXISTING EAST WALL
SCALE: 1/4 FULL SIZE

NOTE:
EXISTING FLASHING, BLOCKING & TOP COURSE OF MASONRY TO BE REMOVED WITH EXISTING ROOFING STRIPPED BACK TO PERMIT NEW WORK AS SHOWN.

PROVINCE OF MANITOBA
BLANKSTEIN COSP
HANNA GROSS
ARCHITECTS
REGISTERED ARCHITECTS

DATE	ISSUE No.	REV. No.	DESCRIPTION	DRAWN BY
OCT 3/77		3	AS BUILT	DG
OCT 1/77		2	LOCATION OF RECESSED SIGN PANEL IN CONCRETE RETAINING WALL	J.W.
NOV. 1977	1	1	BERM & RET. WALL AT SECT. X-X, BEAM AT SECT. Y-Y	D.G.

ISSUE OR REVISION

THE CITY OF WINNIPEG
WINNIPEG MANITOBA

TRANSIT STORAGE GARAGE ADDITION

MISCELLANEOUS DETAILS

A. D. MARGISON AND ASSOCIATES
CONSULTING PROFESSIONAL ENGINEERS
302-1320 YONGE ST. TORONTO, ONTARIO

NUMBER TEN ARCHITECTURAL GROUP
ARCHITECTS AND PLANNERS
210-175 HARGRAVE ST. WINNIPEG, MANITOBA

APPROVED

DRAWN BY
CHECKED
FILE No.
DATE 9.5.77
SCALE AS NOTED
DRAWING No. 2615-201
ARCHITECTURAL

Planning, Property & Development Department • Service de l'urbanisme, des biens et de l'aménagement
Municipal Accommodations Division • Division des aménagements municipaux

TRANSMITTAL

TO:	Adolfo Laufer	**FROM:**	Murray Dahl
	Planning Property & Development	**PHONE:**	986-4446
	185 King Street, 4th Floor	**DATE:**	May 4, 2012
	Winnipeg, Manitoba	FILE NO:	2012001L040.doc
		PROJECT No:	2012-001

RE: 421 Osborne St. Architectural Dwgs, (Originals))

ENCLOSED HEREWITH:

NO. COPIES	DRAWING NO./ efiles	DESCRIPTION	Per Your Request	Approved as Noted	Resubmit	For Approval	For Comment	For Your Use
1 ea.	0421OS_2185-200.pdf	Arch. dwgs	X					X
	To 0421OS_2185-220.pdf							
1	0421OS_2185-321	Arch. Dwg	X					X
1	0421OS_2185-805	Arch Dwg.	X					X

REMARKS

Data contained in the above copies and/or electronic file(s) (efiles) are to be used at your sole risk or any person(s) using these. There shall be no liability or legal exposure to City of Winnipeg or its employees. The accuracy or completeness of these copies and/or efiles might not reflect the true on-site conditions.You or any person(s) using these copies and/or efiles agree to make no claim and hereby waive any claim of any nature against the City of Winnipeg or its employees.

Note: We do not have Dwg 212 in our files……

Cc: Doug Au

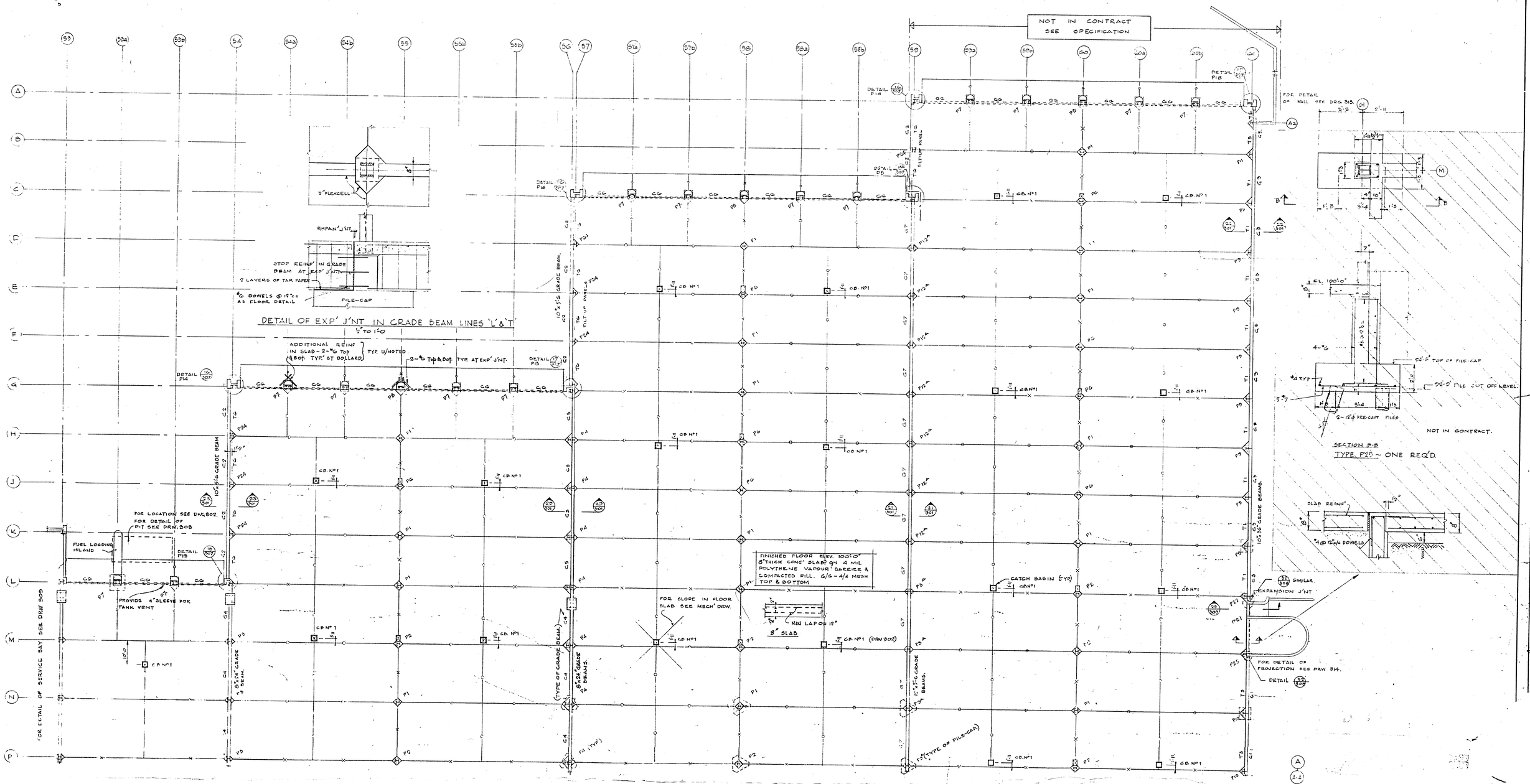
NOT IN CONTRACT
SEE SPECIFICATION
DETAIL OF EXP' J'NT IN GRADE BEAM LINES 'L' & 'T'
½" TO 1'-0
FOR DETAIL OF SERVICE BAY SEE DRW 309
FOR LOCATION SEE DRW 302
FOR DETAIL OF PIT SEE DRW 308
FUEL LOADING ISLAND
PROVIDE 4" SLEEVE FOR TANK VENT
FINISHED FLOOR ELEV. 100'-0"
8" THICK CONC' SLAB ON 4 MIL POLYTHENE VAPOUR BARRIER & COMPACTED FILL. 6/6-4/4 MESH TOP & BOTTOM
FOR SLOPE IN FLOOR SLAB SEE MECH' DRW.
8" SLAB
CATCH BASIN (TYP)
EXPANSION J'NT
FOR DETAIL OF PROJECTION SEE DRW 314
SECTION B-B
TYPE P25 ~ ONE REQ'D.
NOT IN CONTRACT.
FOUNDATION PLAN — 1/16" TO 1'-0
CONTROL JOINT
EXPANSION JOINT
CONSTRUCTION JOINT
INTERIOR COLUMN
EXTERIOR COLUMN
TYPICAL SECTION A-A
ISOLATION JOINTS
FLOOR SLAB ~ JOINT DETAILS
¾" TO 1'-0"
SECTION
SECTION
SECTION
SECTION
TYPICAL SECTION THROUGH APPROACH SLAB
NOTES :- 'G1' - TYPE OF GRADE BEAM. SEE DRW. 308.
'P1' - TYPE OF PILE-CAP. SEE DRW. 305 & 306.
'T1' - TYPE OF TILT-UP PANEL. SEE DRW. 303.
LICENSED TO PRACTICE IN THE PROVINCE OF MANITOBA
My License Expires 10 Jan. 1968
25.11.69 AS BUILT.
29.3.68. 3 FOR CONSTRUCTION
19 JAN 68 2 FOR TENDER.
28 OCT 67 1 FOR APPROVAL
DATE ISSUE NO. REV. NO. DESCRIPTION DRAWN BY
ISSUE OR REVISION
METROPOLITAN CORPORATION OF GREATER WINNIPEG
STREETS AND TRANSIT DIVISION
TRANSIT STORAGE AND SHOP FACILITIES
GARAGE
FOUNDATION PLAN I
2 9 1 1
CONSULTING PROFESSIONAL ENGINEERS
A. D. MARGISON AND ASSOCIATES LIMITED
1195 LESLIE STREET, DON MILLS, ONTARIO.
ARCHITECTS
Waisman Ross • Blankstein Coop Gillmor Hanna
10 DONALD STREET, WINNIPEG, MANITOBA
APPROVED
DEPUTY DIRECTOR OF STREETS AND TRANSIT
DRAWN BY RSH
CHECKED
FILE NO.
SHEET NO.
DATE AUG 67.
SCALE 1/16" & ¾" TO 1'-0
DRAWING NO. 2185-301
STRUCTURAL

NOT IN CONTRACT
SEE SPECIFICATION

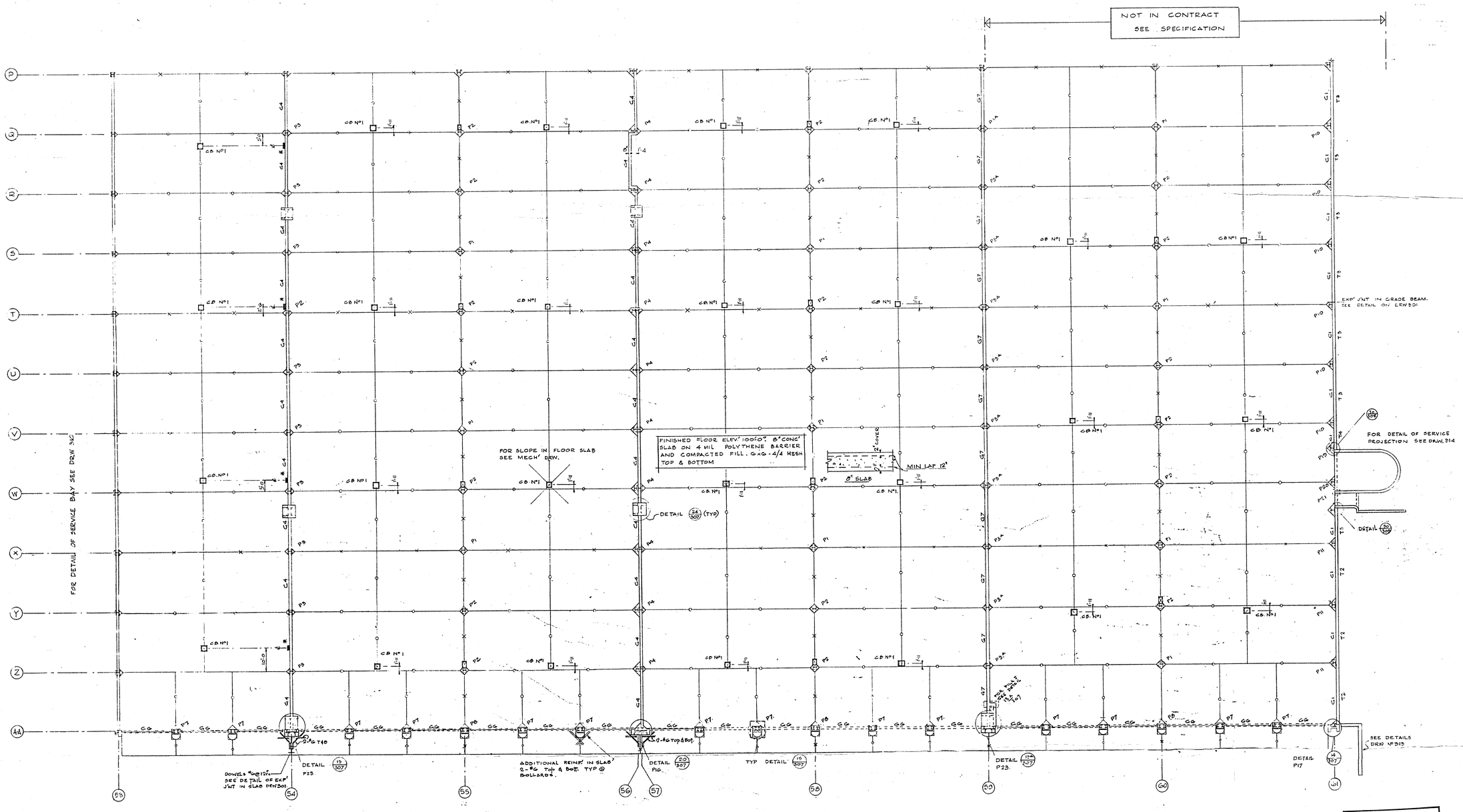

ALL LEVELS TO UNDERSIDE OF ROOF DECKING

EL. 118'-0 | ELEV. 118'-0 | ELEV. 118'-8" | EL. 118'-0 | EL. 118'-8" | EL. 118'-0 | EL. 118'-8

PART ROOF FRAMING PLAN

1/16" TO 1'-0"

(FOR DETAIL OF ROOF OPENINGS: DRWG 309).

NOTE:- JOIST LOADING DOES NOT INCLUDE SELF WT. DESIGN SNOW LOAD 96 PSF.

NOT IN CONTRACT SEE SPECIFICATION

10 BAYS @ 21'-0" = 210'-0"

9 BAYS @ 22'-0" = 198'-0"

CENTRES OF SPLICE

DETAILS of SERVICE BAY SEE DRG 310

EQUAL SPACES

FOR DETAIL SEE DRG 314

SLOTTED CONNECTION

EXP. JOINT

REACTION IN KIPS (TYP)

TYP SPACING FOR 21'-0" BAY

2⅛"

TYP. EXTERIOR EAST & WEST WALLS.

SECTION 1/305 1/2" TO 1'-0

L' BY OTHERS | GB12 | 10WF OR 18WF | 2'-5½" | PRECAST CONC' PANEL | BOTTOM CHORD TO BE EXTENDED AT COL | OF COL VARIES | L' BY OTHERS | 2" (TYP) | FACE OF COL'S TO BE FLUSH. | NOT IN CONTRACT | TILT-UP PANEL | TOP OF SLAB EL. 100'-0" | 12" GROUT

TYP. SECTION AT DOOR OPENINGS

SECTION 4/305 1/2" TO 1'-0

5 EG 7 BETWEEN DOUBLE COL'S | A OR A-A | 14WF30 | METAL DECK. | 18WF | 14 B 26 | 10WF21 BETWEEN DOUBLE COL'S | 2'-2" | 2'-5½" | GCB 2 | EL. 102'-1½" | 18 CB 58 | METAL R.T. BY DOOR CONTR | 8WF | PRECAST PANEL | CONC' BOLLARD | EL. 100'-0" | GRADE BEAM

TYP SECTION THROUGH EXPANSION JOINT

1/305

5C | 57 | METAL DECK. | 14WF | FOR EXPANSION JOINT DETAIL SEE 2/305 | L 5"x3½"x⅜" 12" LG @ MAX 6'-0" C.C. | 8WF | 10"

TYPICAL SECTION OF EXP' J'NT ON LINES 'L & T'

SECTION 2/305 1" TO 1'-0"

1'-0 | L.S.S.J. | 21 WF | 18 WF | SLOTTED HOLES IN BEAM.

DETAIL 'B'

14 B 26 | 14WF30 | 2'-0 | 10WF21 SEE SECTION 4/303 | 5 EG 7 | BRACING TO BOTTOM CHORD OF L.S.S.J. 2½"x2½"x¼"

DETAIL 'C' (SEE DRW 304)

5'-2" | 2'-7" | 5 EG 7 | 10WF21 | 21WF | 14 B 26

SECTION 5/303

METAL DECK. | 5 EG 7 | 14 B 26 | 14WF30 | 18WF40 | 2'-2" | 2'-5½" | PRECAST CONC' PANEL.

SECTION 5/303

L 5"x3½"x⅜" | 5 EG 7 | 14WF30 | METAL DECKING | 14 B 26 | 12WF21 | BRIDGING | 2'-5½" | PRECAST CONC' PANEL

B-14 FILE

RETURN TO CITY PLANS BUILDING INSPECTION

LICENSED TO PRACTICE IN THE PROVINCE OF MANITOBA My Licence Expires 10 T.S. 1968

K. MOUNTAIN

2185-303

2 91

DATE	ISSUE NO.	REV. NO.	DESCRIPTION	DRAWN BY
25.11.67			AS BUILT.	R.L.T.
29.8.68	3	1	REVISED PER ADDENDA 1-5 - FOR CONSTRUCTION	R.H.
14JUN68	2		FOR TENDER	
20 OCT 67	1		FOR APPROVAL	R.H.

ISSUE OR REVISION

METROPOLITAN CORPORATION OF GREATER WINNIPEG
STREETS AND TRANSIT DIVISION

TRANSIT STORAGE AND SHOP FACILITIES

GARAGE

ROOF FRAMING PLAN I

CONSULTING PROFESSIONAL ENGINEERS
A. D. MARGISON AND ASSOCIATES LIMITED
1155 LESLIE STREET, DON MILLS, ONTARIO

ARCHITECTS
Waisman Ross • Blankstein Coop Gillmor Hanna
10 DONALD STREET, WINNIPEG, MANITOBA

APPROVED
DEPUTY DIRECTOR OF STREETS AND TRANSIT

DRAWN BY | CHECKED | FILE No. | SHEET No.

DATE SEPT 67 | SCALE AS NOTED. | DRAWING No. 2185-303 STRUCTURAL

NOT IN CONTRACT
SEE SPECIFICATION

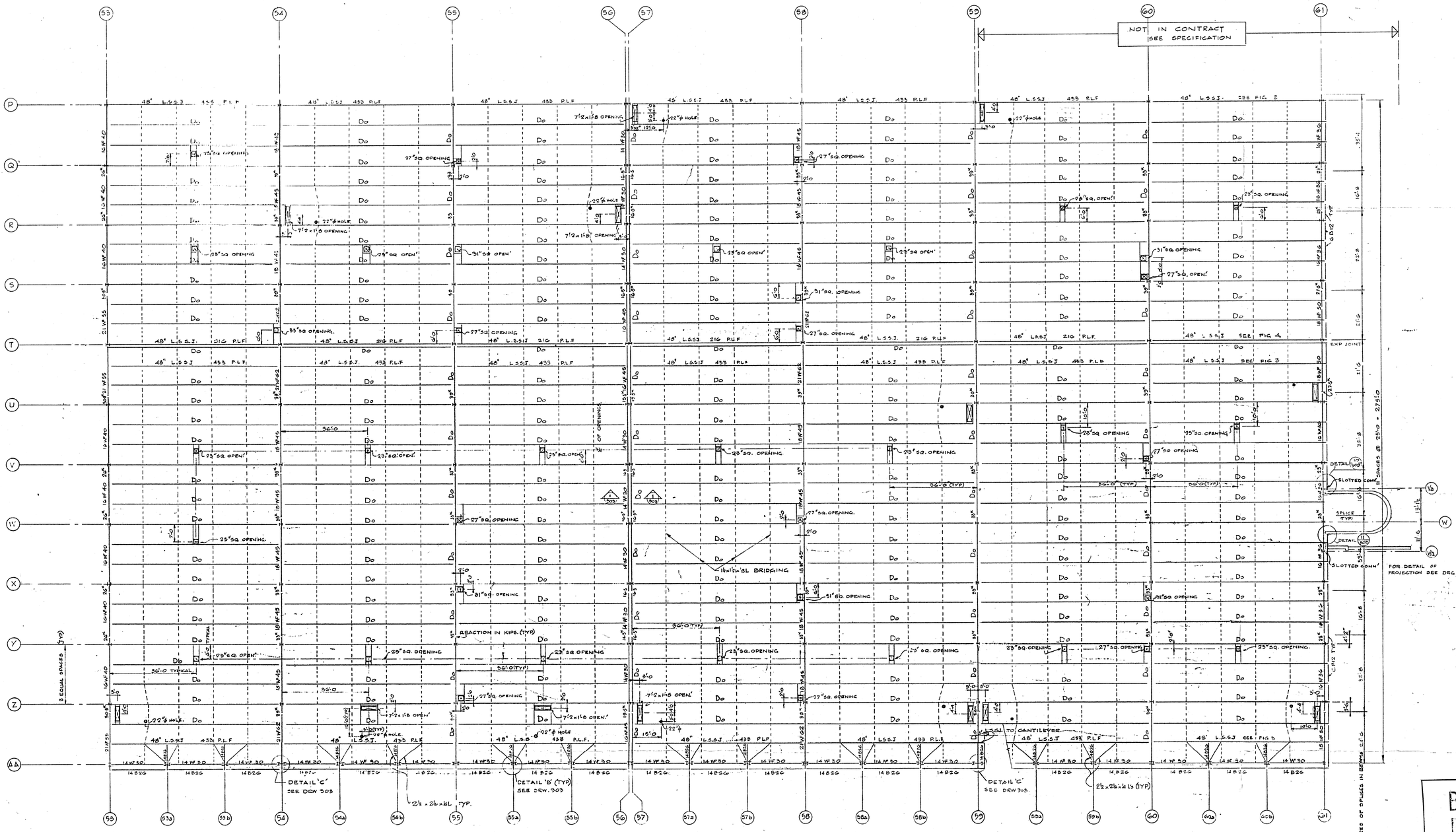

PART ROOF FRAMING PLAN (FOR DETAIL OF ROOF FRAMING SEE DRW 303)

1/16" TO 1'-0"

COLS ON LINES 60 & 61 NOT IN CONTRACT.
NOTE:- FOR COLS ON LINES 58 & 59 SEE DRW 310.

COLUMN SCHEDULE:- ANCHOR BOLTS TO HAVE 24 DIAMETERS EMBEDMENT, PLUS 3" HOOK (i.e. 18" EMBEDMENT FOR ¾"ϕ)

COL No#	52 ENV 53 MNPQRS 54 WX. 55 NQ. 56 WM.	53M, 53W 54 GUPRXN 55 M PQ 56 UVW	53 EFGK 54 EFGHJNQR 55 EHK GHMNPQRS GH VW	53 EHJT 54 PQRS	54 EFGJT T 55 GG 61	61 BCXYZ	61 DEFGHJK	57 DEFGGAA 58 HJ KGAA 59B	58L 58T 57 L 57T AA 58 59	55 J K.	LINE 56 & 57- HJKMNPQRSU VWXYZ. 56G, 61A Wa, 57Fa G1AB	54 XYZ 55 XYZ H	58a, 58b LINE L 54a 54b, 55a 55b LINE G. 57a 57b, 58a 58b LINE E 60a 60b, 60a 60b LINE A. 53a-60b incl. LINE A-A	A-A, 53 59 60 A60, GGA, G59	54 55 56 57 58 59 60 61 54 XYZ 55 XYZ 56 XYZG 56 XYZB	60G G1L 54T 55T
U/S of ROOF DECKING																
N.B. U/S of ROOF DECKING VARIES. 118'-0" - 116'-0" (SEE ELEV. ON Dg 303).	1'-6" REINFORCED UNIT FOR 55M	1'-6"	1'-6" 3" MASTIC	1'-6"	1'-6" FOR G1L	1'-6"	1'-6"	1'-6" FOR 54 & 55	1'-6"	1'-6"	1'-6" FOR 55M	1'-6"	1'-6"	1'-6"	1'-6" FOR 54T & 55T
EL. 100'-0" U/S OF BASE & 1½" GROUT																
BASE PLT. A x B x D LG	11"x 2'-6"x 1'-0 LG 10 - ¾ x 1'-0 LG FOR 53D, 54M, 55M	2'-6"x 1'-0"LG. FOR 53G 53T GIMNPQRSUVW 10 - ¾ x 1'-0 LG FOR 54B DLFGHJK 55G 56DEFGHJK	11" x 2'-6" x 1'-0 LG	8" x 2'-6" x 1'-0" LG.	8" x 2'-6" x 1'-0" LG.	2'-0" x 2'-6" x 2'-0" LG FOR M HJK & 55D 8" x 2'-6" x 2'-0" LG FOR 57.	8" x 2'-6" x 2'-0" LG	10" x 2'-6" x 1'-6" LG	8" x 2'-6" x 2'-0" LG	8" x 2'-6" x 2'-0" LG	2'-0" x 2'-6" RT 2'-0" LG.	2'-0" x 1'-6" RT 2'-0" LG	10" x 2'-6" x 1'-1" LG	10" x 2'-6" x 1'-1" LG FOR 54T, 55T 2" x 2'-6" x 1'-1" LG
ANCHOR BOLTS	2 - ¾" DIA	2 - ¾" DIA	2 - ¾" DIA	2 - ¾" DIA	2 - ¾" DIA	2 - ¾" DIA	2 - ¾" DIA	2 - ¾" DIA	2 - ¾" DIA	2 - ¾" DIA	2 - ¾" DIA	3 - ¾" DIA	3 - ¾" DIA	2 - ¾" DIA	2 - ¾" DIA
DETAIL No	1	1	1	1	1	1	1	1	1	1	1	2	2	1	1

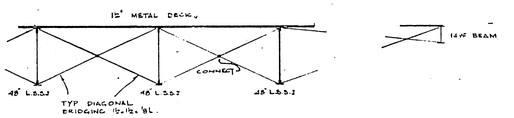

TYPICAL INTERIOR BAYS END BAY

TYPICAL BRIDGING \ DETAILS

¾" TO 1'-0"



ROOF DECK 1½" TO 1'-0"

7'-0 span 22g.
8'-4 span 20g.

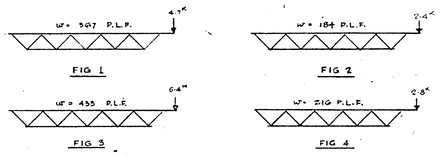

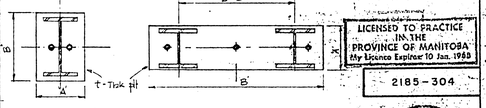

BASE PLATE DETAILS

B-14 FILE

LICENSED TO PRACTICE IN THE PROVINCE OF MANITOBA
My Licence Expires 10 Jan. 1969
2185-304

DATE	ISSUE No.	REV. No.	DESCRIPTION	DRAWN BY
25.11.68			AS BUILT.	R.L.J.
29.3.68	3	1	REVISED PER ADDENDA 1 TO 5 — FOR CONSTRUCTION	R.L.J.
12 JAN 68	2		FOR TENDER	
20 OCT 67	1		FOR APPROVAL	

ISSUE OR REVISION

METROPOLITAN CORPORATION OF GREATER WINNIPEG
STREETS AND TRANSIT DIVISION

TRANSIT STORAGE AND SHOP FACILITIES

GARAGE

ROOF. FRAMING PLAN II

CONSULTING PROFESSIONAL ENGINEERS
A. D. MARGISON AND ASSOCIATES LIMITED
1185 LESLIE STREET, DON MILLS, ONTARIO

ARCHITECTS
Waisman Ross • Blankstein Coop Gillmor, Hanna
10 DONALD STREET, WINNIPEG, MANITOBA

APPROVED
DEPUTY DIRECTOR OF STREETS AND TRANSIT

DRAWN BY RSH
CHECKED
FILE No.
SHEET No.
DATE SEPT 67
SCALE AS NOTED
DRAWING No. 2185-304 STRUCTURAL

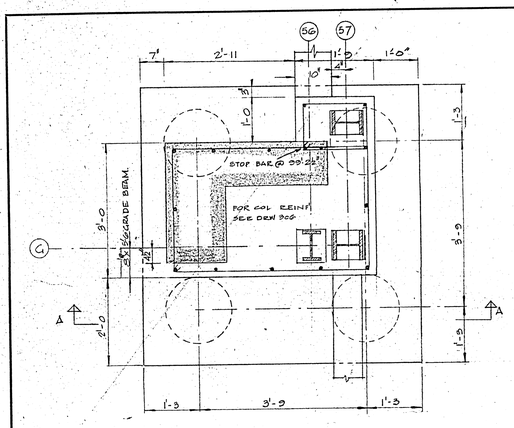

PLAN

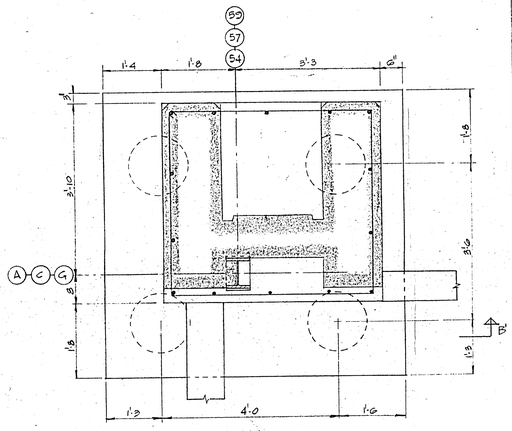

PLAN

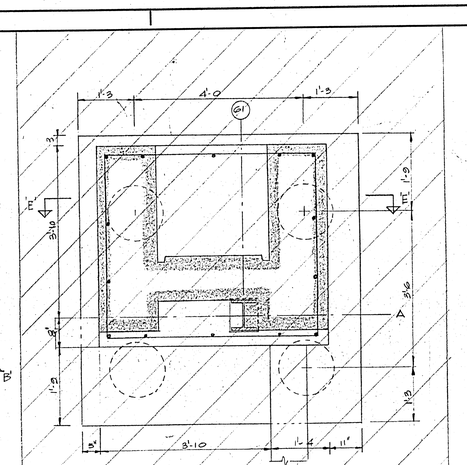

PLAN

TYPE P18 - ONE REQ'D

N.I.C.

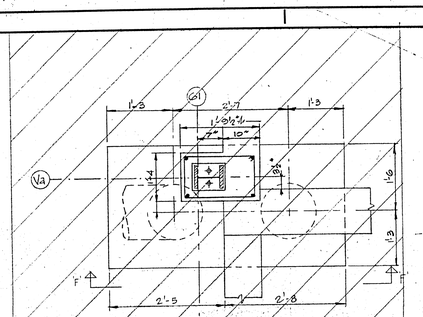

TYPE P19 - ONE REQ'D

N.I.C

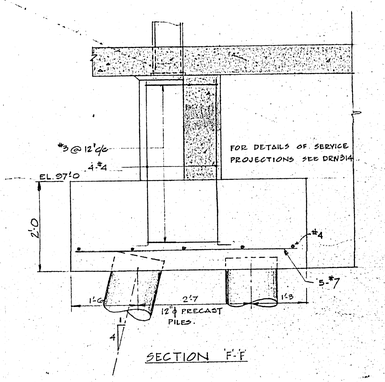

SECTION F-F

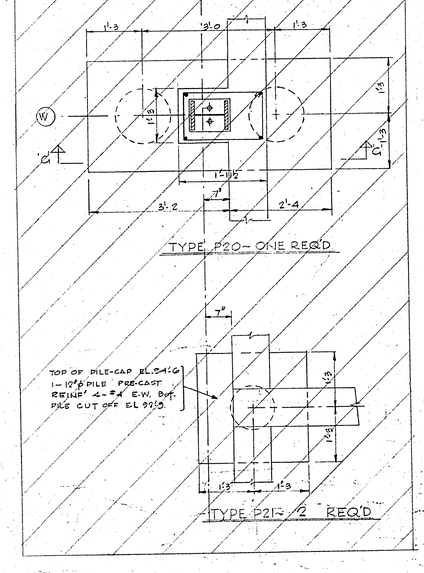

TYPE P20 - ONE REQ'D

TYPE P21 - 2 REQ'D

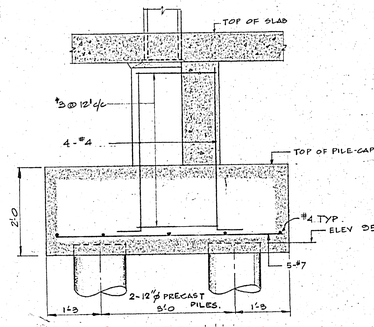

SECTION G-G

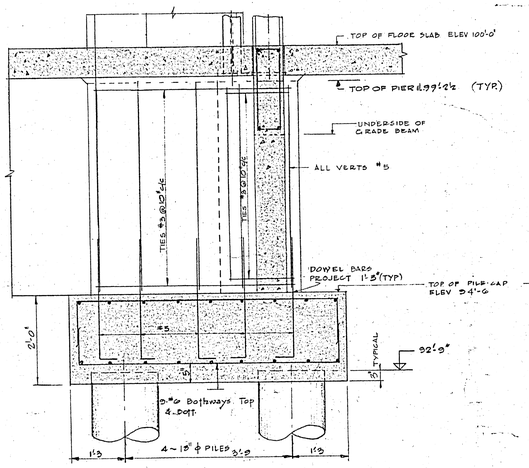

SECTION A-A

PILE-CAP TYPE P13 - ONE REQ'D

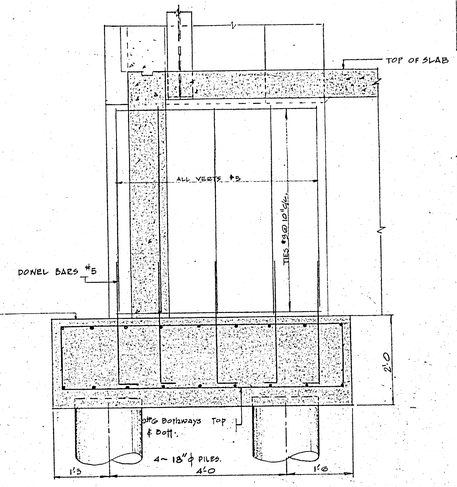

SECTION B-B

TYPE P14 - 3 REQ'D

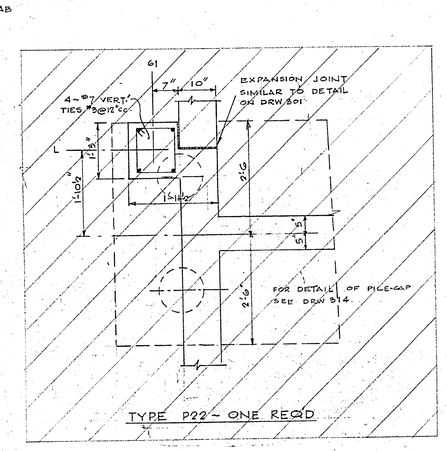

TYPE P22 - ONE REQ'D

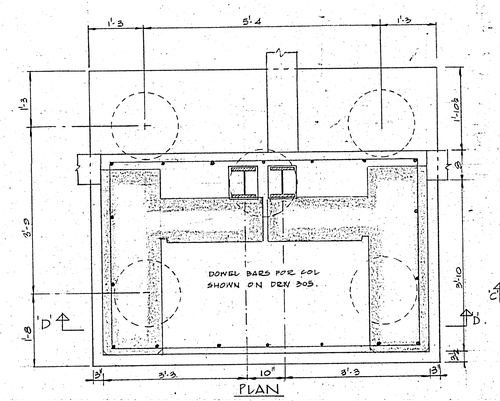

PLAN

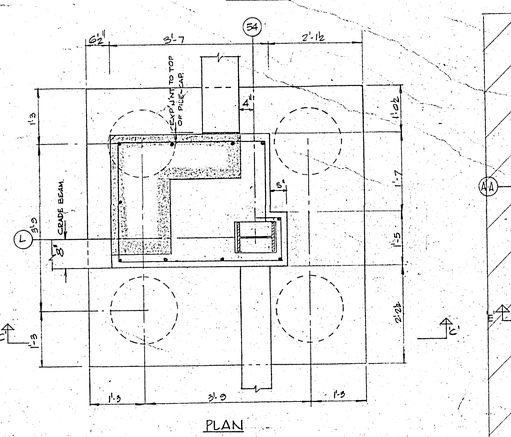

PLAN

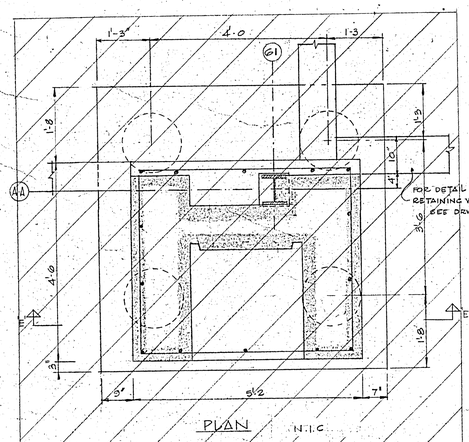

PLAN N.T.C

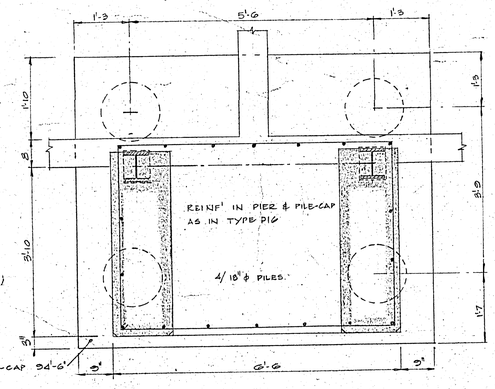

TYPE P23 - 2 REQ'D

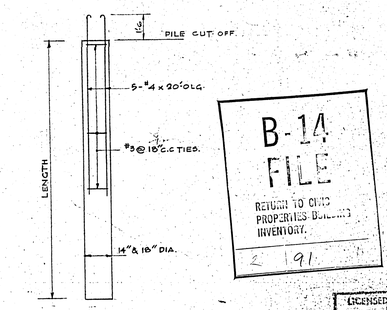

TYPICAL CAST-INSITU PILE

MINIMUM LENGTH 95'-0"

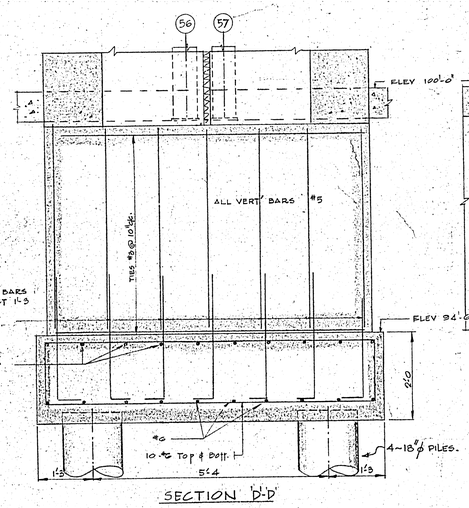

SECTION D-D

TYPE P16 - ONE REQ'D

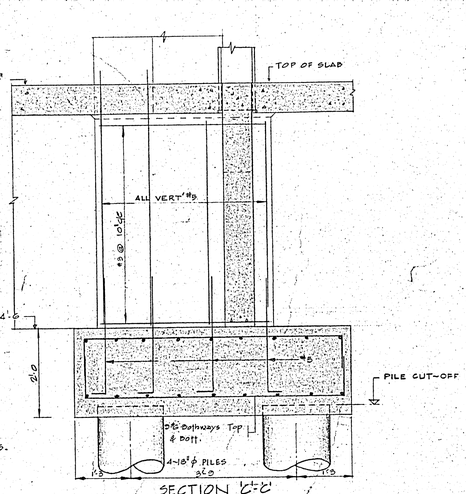

SECTION C-C

TYPE P15 - 2 REQ'D

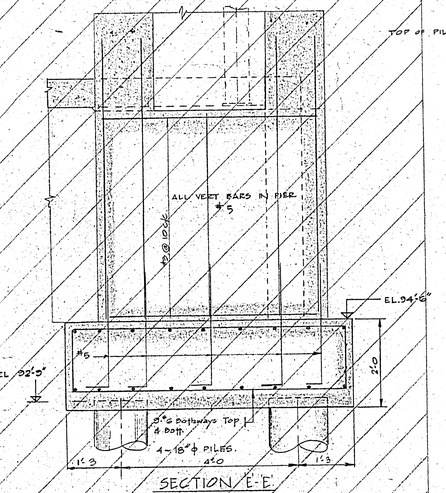

SECTION E-E

TYPE P17 - ONE REQ'D

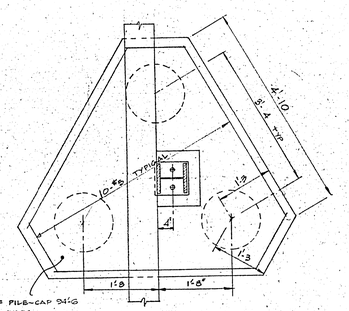

TOP OF PILE-CAP 94'-6
9/14" ϕ PILES
PILE CUT-OFF LEVEL 92'-9
PILE-CAP 240 DEEP

TYPE P24 - 6 REQ'D

SECTION H-H

B-14
FILE
RETURN TO CMC PROPERTIES BUILDINGS INVENTORY.
191.

LICENSED TO PRACTICE IN THE PROVINCE OF MANITOBA
My Licence Expires 10 Jan. 1969.

2185-305

NOTES:-
1. FLOOR SLAB NOT SHOWN IN PLAN.
2. ALL PILES EMBEDDED 3" IN PILE-CAP UNLESS NOTED.
3. ALL PILES TO BE CAST-INSITU UNLESS OTHERWISE NOTED.
4. BOTTOM REINF IN PILE-CAP 3" COVER.
5. FOR DETAIL OF CONC' COLS SEE DRW 307.
6. PROVIDE 2-#8 x 2'-0" LG. DOWELS FROM ALL PILE CAPS TO GRADE BEAM (SEE DRW 308) EXPECT AT EXP'N'TS.
7. FOR PILE CAP P5 SEE DRW 302.

K. McQUISTEN
REGISTERED PROFESSIONAL ENGINEER
PROVINCE OF MANITOBA

DATE	ISSUE No.	REV. No.	DESCRIPTION	DRAWN BY
15.11.69			AS BUILT.	R.L.J.
29.5.68			FOR CONSTRUCTION.	R.L.J.
13 JAN 68	2		FOR TENDER.	
26 OCT 67	1		FOR APPROVAL	

ISSUE OR REVISION

METROPOLITAN CORPORATION OF GREATER WINNIPEG
STREETS AND TRANSIT DIVISION

TRANSIT STORAGE AND SHOP FACILITIES

GARAGE

PIERS & PILE CAP DETAILS

CONSULTING PROFESSIONAL ENGINEERS
A. D. MARGISON AND ASSOCIATES LIMITED
1155 LESLIE STREET, DON MILLS, ONTARIO

ARCHITECTS
Waisman Ross • Blankstein Coop Gillmor Hanna
10 DONALD STREET, WINNIPEG, MANITOBA

APPROVED
DEPUTY DIRECTOR OF STREETS AND TRANSIT

DRAWN BY	R S H
DATE	SEPT. 67.
CHECKED	
SCALE	¾" To 1'-0"
FILE No.	
DRAWING No.	2185-305
SHEET No.	STRUCTURAL

M.W.C.L. TRANSTEX 13 400-8-68

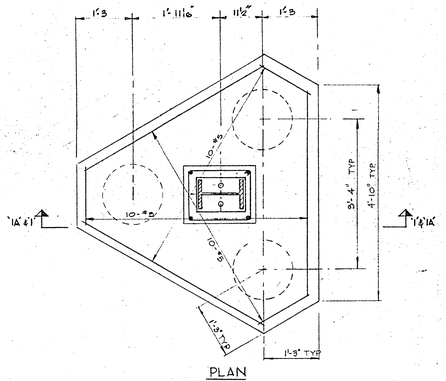

PLAN

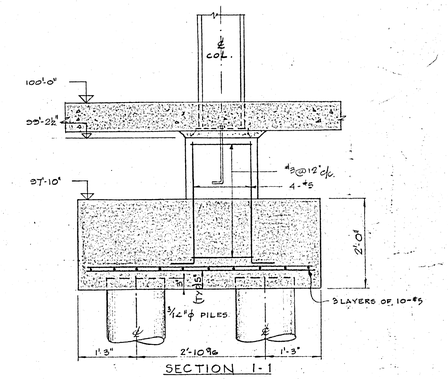

SECTION 1-1
TYPE P1 ~ 26 REQ'D

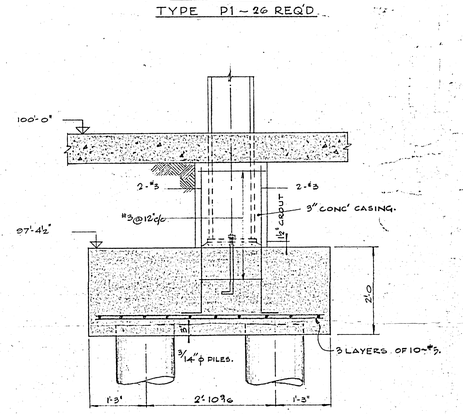

SECTION '1A-1A'
TYPE P2 ~ 28 REQ'D

PLAN
TYPE P3A ~ 14 REQ'D
TYPE P12A ~ 7 REQ'D

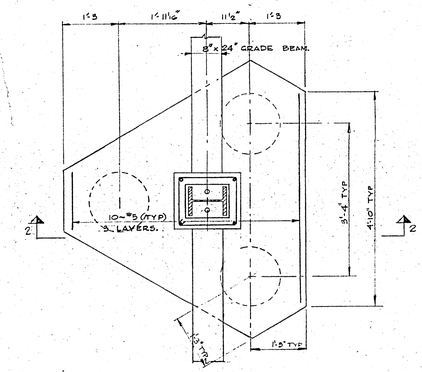

PLAN

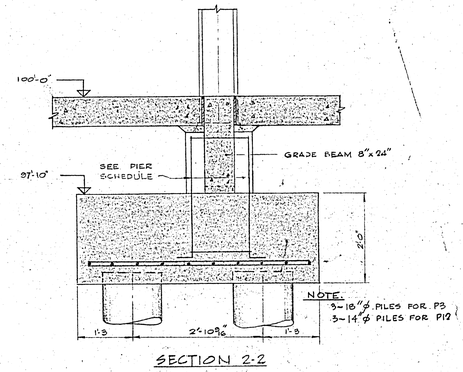

SECTION 2-2
TYPE P3 ~ 12 REQ'D
TYPE P12 ~ 19 REQ'D

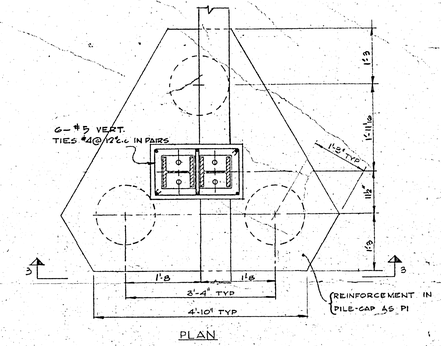

PLAN

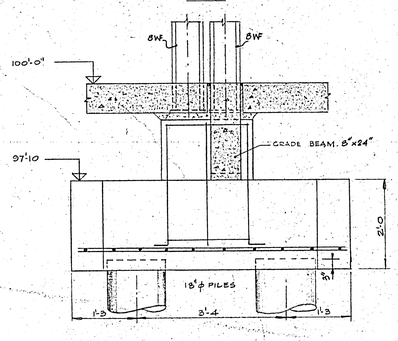

VIEW 3-3
TYPE P4 ~ 17 REQ'D

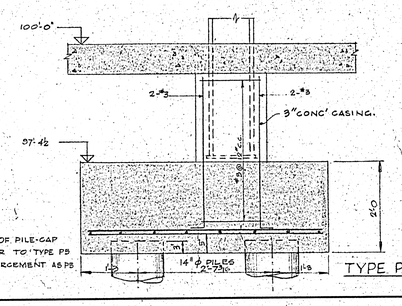

TYPE P6 ~ 8 REQ'D

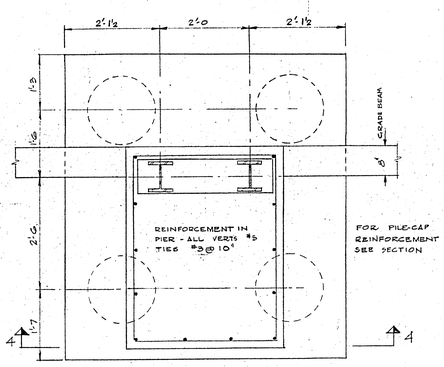

PLAN

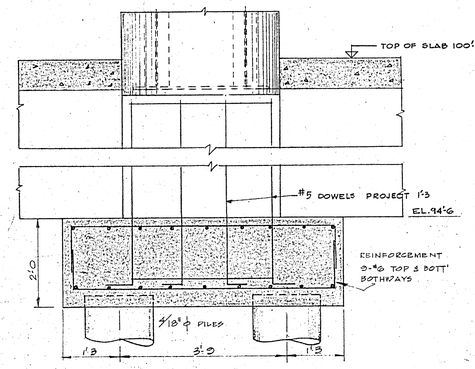

SECTION 4-4
PILE-CAP FOR BOLLARDS
TYPE P7 ~ 28 REQ'D

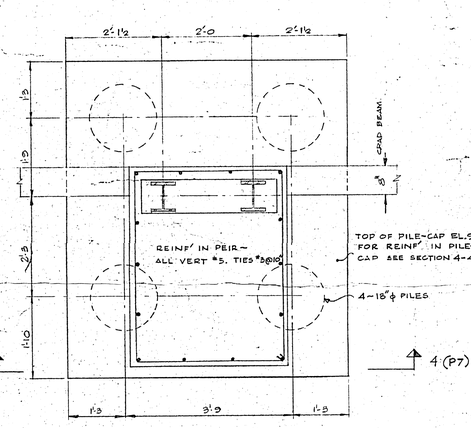

PLAN
PILE-CAP FOR BOLLARDS
TYPE P8 (FOR SECTION 4-4 SEE P7) 6 REQ'D

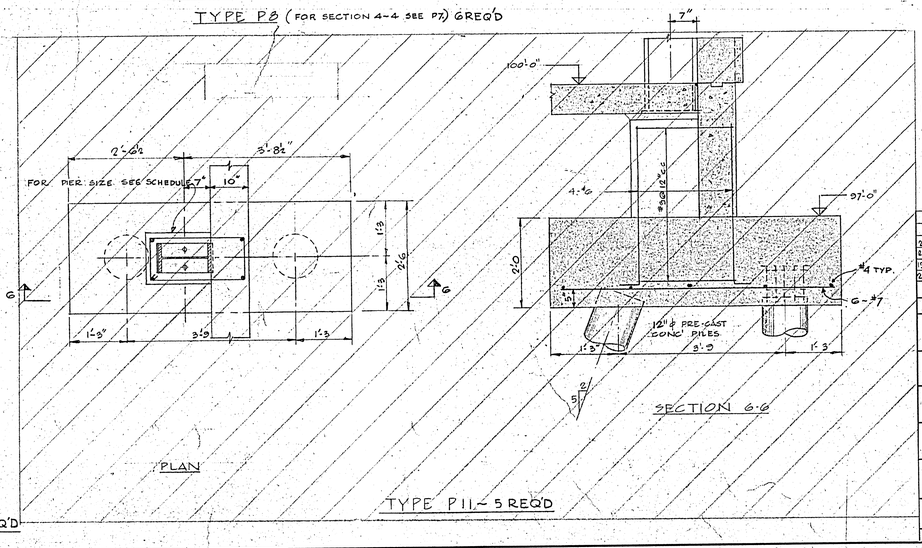

PLAN

SECTION 6-6

TYPE P11 ~ 5 REQ'D

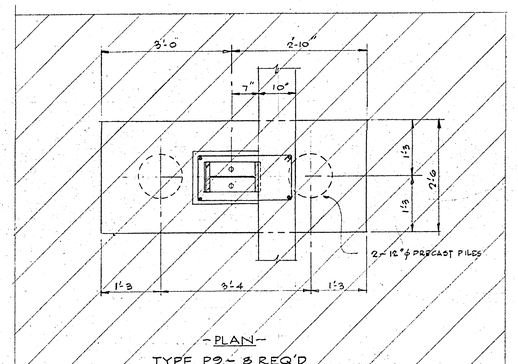

PLAN
TYPE P9 ~ 8 REQ'D

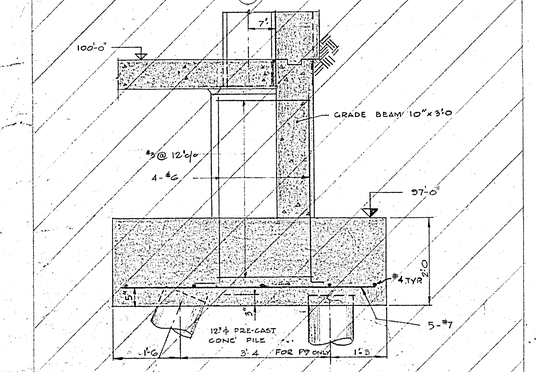

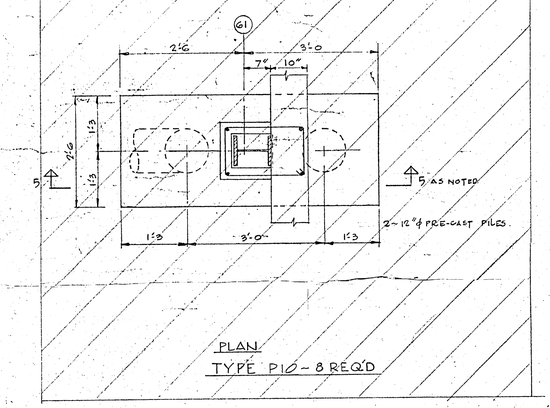

PLAN
TYPE P10 ~ 8 REQ'D

B-14
FILE
RETURN TO CIVIC
PROPERTIES BUILDING

LICENSED TO PRACTICE IN THE PROVINCE OF MANITOBA
My Licence Expires 15 Jan. 1968

2185-306

NOTES:
PILES TO CAST-INSITU UNLESS NOTED.
FLOOR SLAB NOT SHOWN IN PLAN.
ALL PILES EMBEDDED 3" IN PILE-CAP.
ALL REINF' TO HAVE 2" COVER UNLESS NOTED.
PROVIDE 6" GRANULAR FILL BENEATH ALL CAPS.
FOR PILE-CAPS AT SERVICE BAY SEE DRW 310.

DATE	ISSUE No.	REV. No.	DESCRIPTION	DRAWN BY
25.11.69			AS BUILT.	R.L.T.
23.1.68	3		FOR CONSTRUCTION	R.H.
19 JAN 68	2		FOR TENDER.	
20 OCT 67	1		FOR APPROVAL	

ISSUE OR REVISION

METROPOLITAN CORPORATION OF GREATER WINNIPEG
STREETS AND TRANSIT DIVISION

TRANSIT STORAGE AND SHOP FACILITIES

GARAGE

PILE CAP DETAILS

CONSULTING PROFESSIONAL ENGINEERS
A. D. MARGISON AND ASSOCIATES LIMITED
1155 LESLIE STREET, DON MILLS, ONTARIO

ARCHITECTS
Waisman Ross • Blankstein Coop Gillmor Hanna
10 DONALD STREET, WINNIPEG, MANITOBA

APPROVED
DEPUTY DIRECTOR OF STREETS AND TRANSIT

DRAWN BY R.S.H.
CHECKED
FILE No.
SHEET No.

DATE SEPT. 67.
SCALE ¾" TO 1'-0
DRAWING No. 2185-306 STRUCTURAL

H.W.C.L. TRANSTEX 13 400-8-68

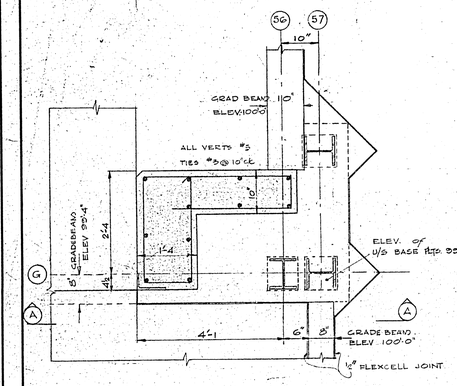

DETAIL (17/301)

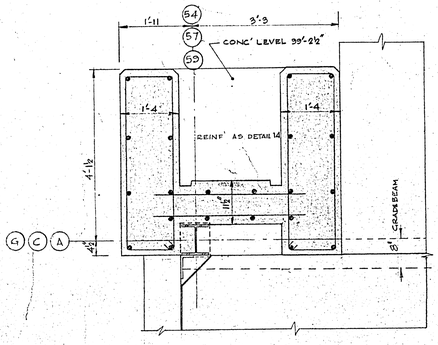

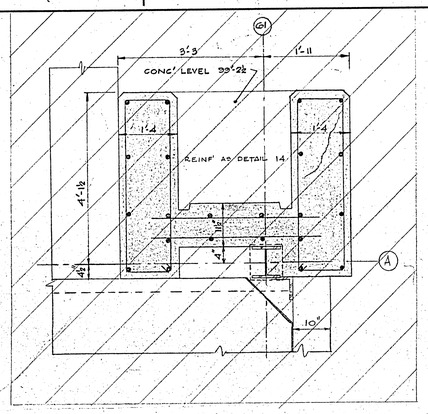

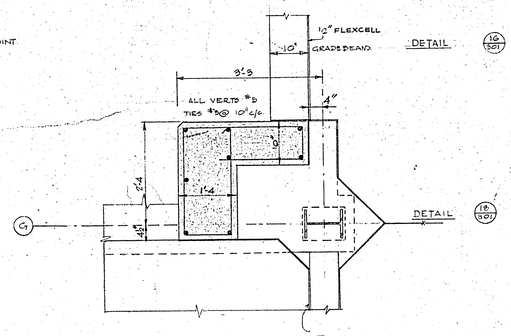

DETAIL (16/301)

DETAIL (10/301)

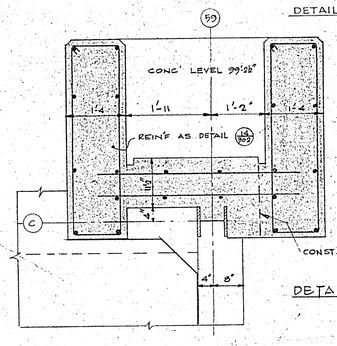

DETAIL (18/301)

DETAIL (18A/301)

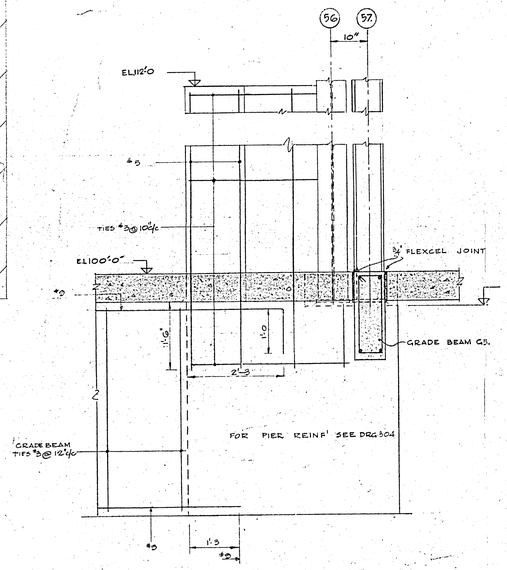

SECTION 'A-A'

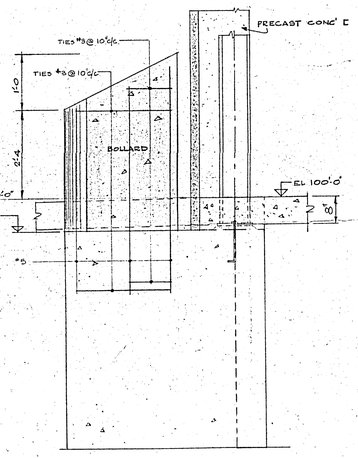

SECTION 'B-B'

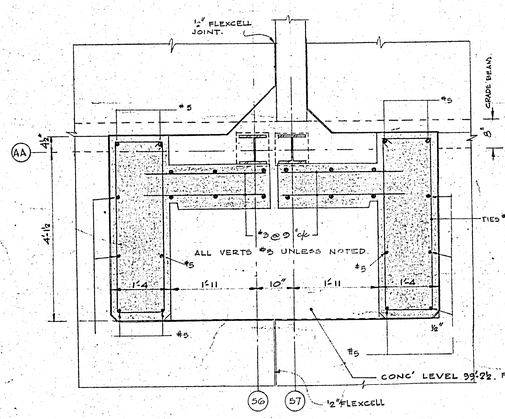

DETAIL (20/302)

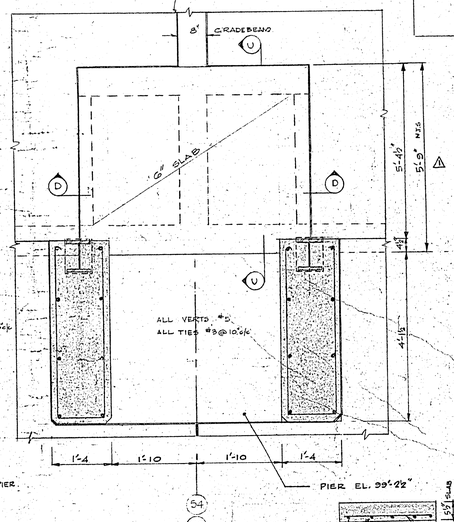

DETAIL (15/302)

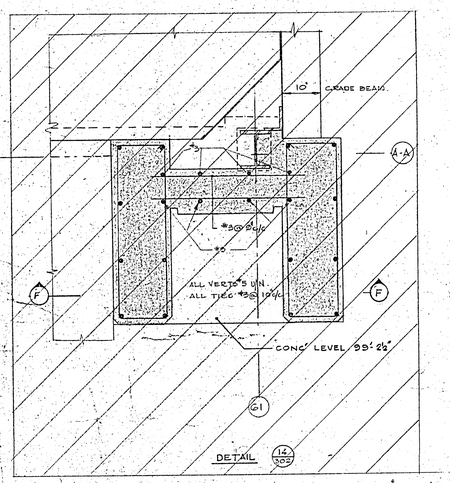

DETAIL (14/302)

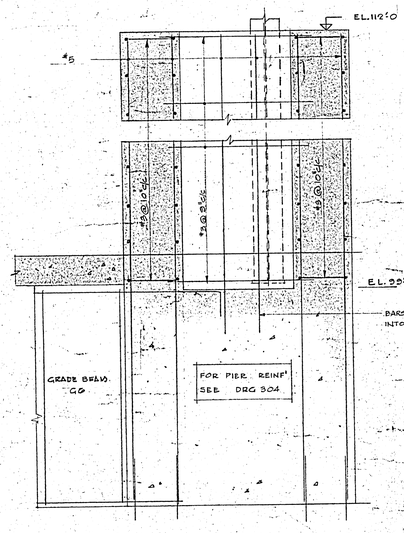

SECTION 'F-F'

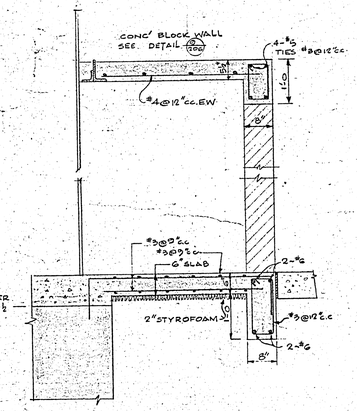

SECTION 'C-C'

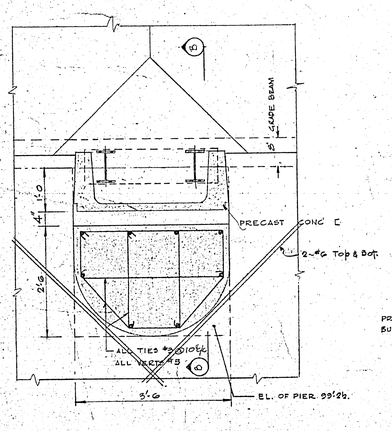

TYPICAL DETAIL OF BOLLARD (15/301)

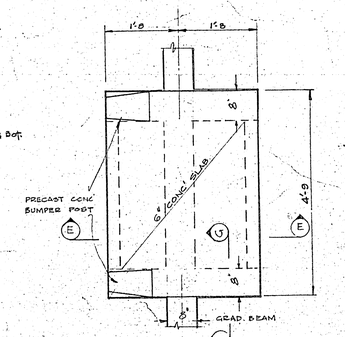

DETAIL (24/301)

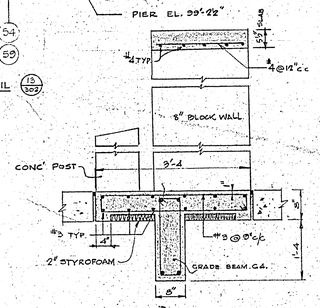

SECTION 'E-E'

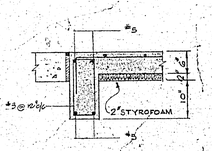

SECTION G-G

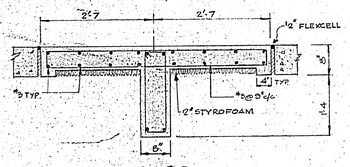

SECTION D-D

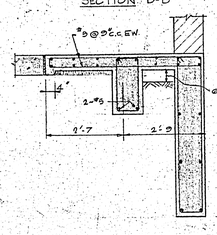

SECTION H-H

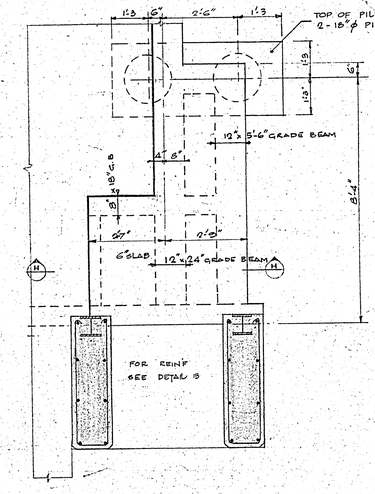

DETAIL (5A/302)

B-14
FILE

LICENSED TO PRACTICE IN THE PROVINCE OF MANITOBA
My License Expires 30 Jan 1969

K. MOUNTAIN

2185-307

DATE	ISSUE NO.	REV. NO.	DESCRIPTION	DRAWN BY
25.11.69			AS BUILT.	R.L.T.
7.6.68	4	⚠	DOOR OPENING REVISED.	R.H.
9.13.68	3		FOR CONSTRUCTION	R.H.
10.16.67	2		FOR TENDER	
20 OCT 67	1		FOR APPROVAL	

ISSUE OR REVISION

METROPOLITAN CORPORATION OF GREATER WINNIPEG
STREETS AND TRANSIT DIVISION

TRANSIT STORAGE AND SHOP FACILITIES

GARAGE

CONCRETE PIERS & BOLLARD DETAILS

CONSULTING PROFESSIONAL ENGINEERS
A. D. MARGISON AND ASSOCIATES LIMITED
1155 LESLIE STREET, DON MILLS, ONTARIO

ARCHITECTS
Waisman Ross • Blankstein Coop Gillmor Hanna
10 DONALD STREET, WINNIPEG, MANITOBA

APPROVED
DEPUTY DIRECTOR OF STREETS AND TRANSIT

DRAWN BY R.S.H. | DATE SEPT 67
CHECKED | SCALE ¾" TO 1'-0"
FILE No. | DRAWING No. 2185-307 STRUCTURAL
SHEET No.

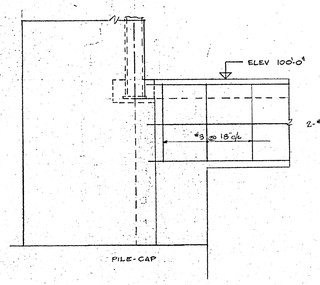

TYPICAL END DETAIL

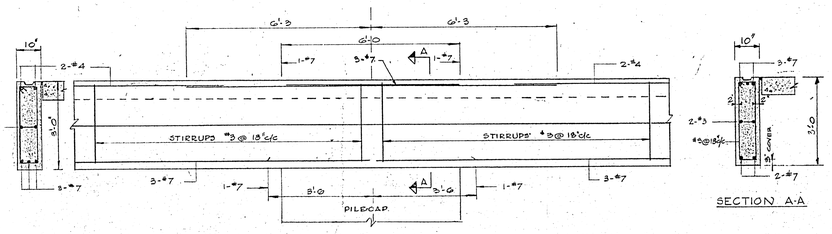

TYPICAL INTERIOR DETAIL

DETAIL OF GRADE BEAM TYPE G1

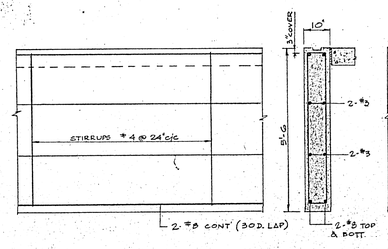

INTERIOR DETAIL

TYPICAL END DETAIL

DETAIL OF GRADE BEAM TYPE G2

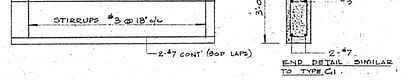

TYPICAL DETAIL OF GRADE BEAM TYPE G3

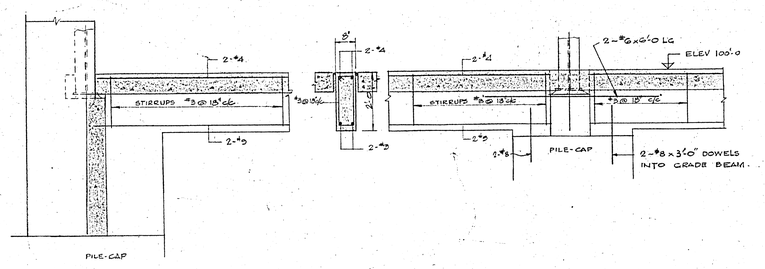

END DETAIL

INTERIOR DETAIL

DETAIL OF GRADE BEAM TYPE G4

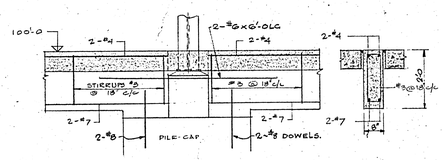

INTERIOR DETAIL

END DETAIL SIMILAR TO TYPE G4.

DETAIL OF GRADE BEAM TYPE G5

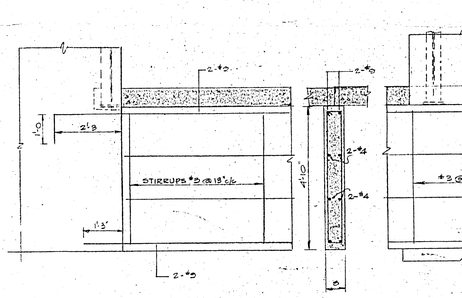

TYPICAL END DETAIL

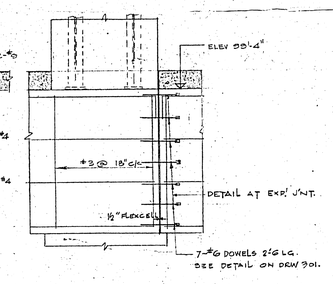

DETAIL AT BOLLARD

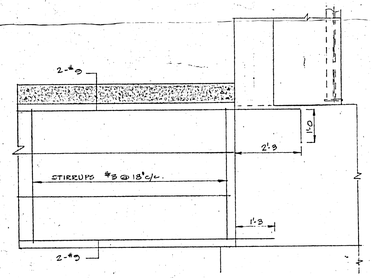

END DETAIL

DETAIL OF GRADE BEAM TYPE G6

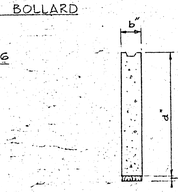

TYPICAL SHEAR MAT FOR ALL GRADE BEAMS

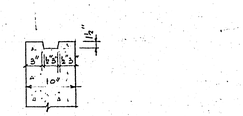

TYP' DETAIL FOR GRADE BEAMS SUPPORTING TILT-UP PANELS

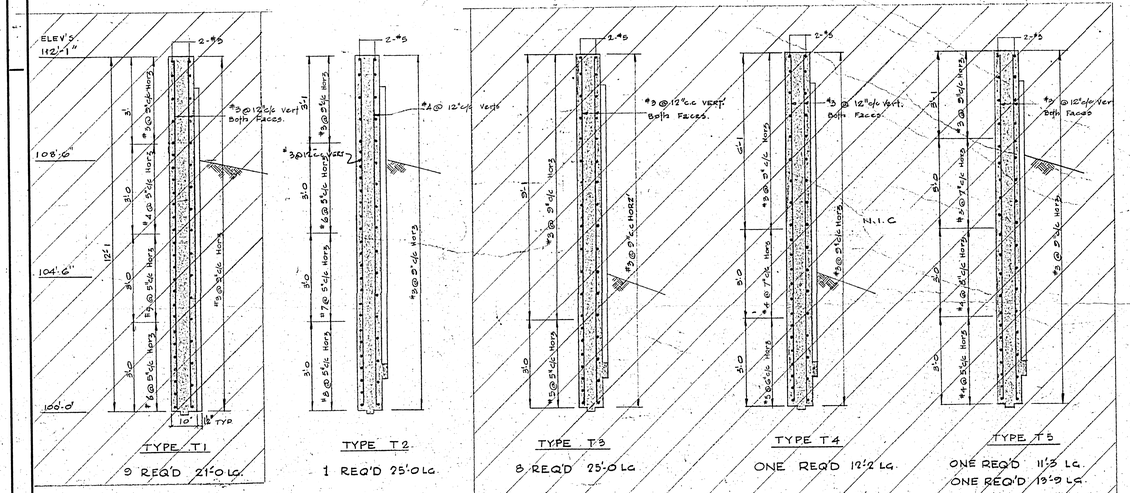

SECTION OF TILT-UP PANELS
(TYPE Nos RELATE TO REINFORCEMENT ONLY)

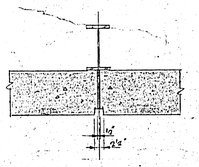

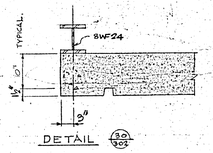

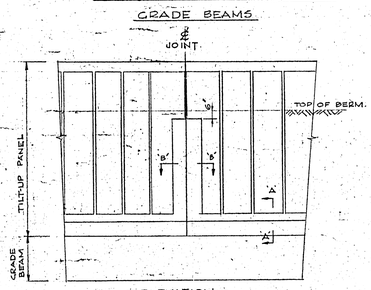

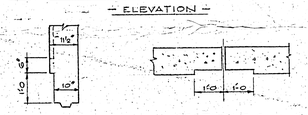

DETAILS OF TILT-UP PANELS
(FOR RIB & FASTENING DETAILS SEE ARCH' DRW.)

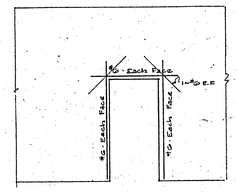

TYPICAL DOOR OPENING

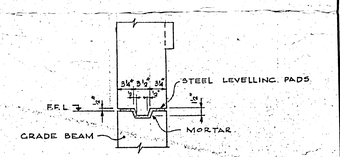

BASE DETAIL (1" TO 1'-0")

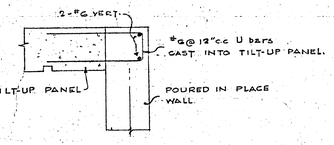

DETAIL

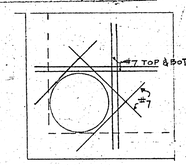

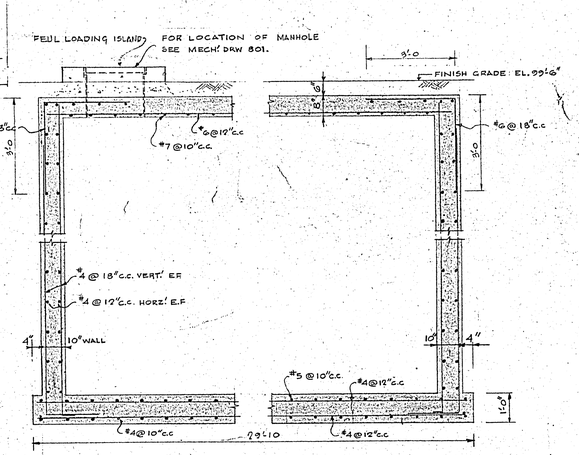

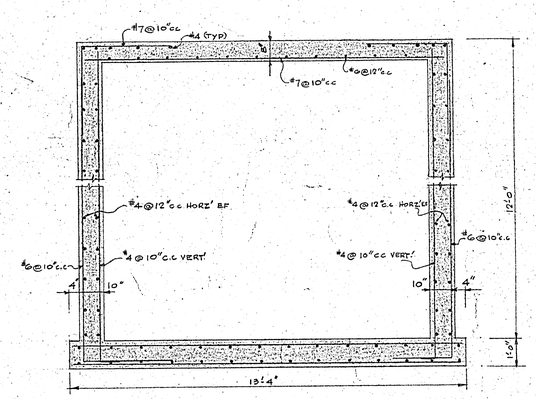

DETAIL OF GASOLINE DISPENSING FACILITIES. — ½"=1'-0"

N.W.C.L. TRANSTEK, 18 400-8-66

D-14
FILE
RETURN TO CMD PROPERTIES BUILDING INVENTORY
2 | 9 | 1 | 1

LICENSED TO PRACTICE IN THE PROVINCE OF MANITOBA. My Licence Expires: 10 Jan. 1968

2185-308

DATE	ISSUE NO.	REV. NO.	DESCRIPTION	DRAWN BY
25.11.69			AS BUILT.	R.L.J.
25.9.68	.3	.	REVISED PER ADDENDA 1 TO 3 - FOR CONSTRUCTION	R.H.
18 JUNE 68	2		FOR TENDER	
20 OCT 67	1		FOR APPROVAL	

ISSUE OR REVISION

METROPOLITAN CORPORATION OF GREATER WINNIPEG
STREETS AND TRANSIT DIVISION

TRANSIT STORAGE AND SHOP FACILITIES

GARAGE

TILT-UP PANELS & GRADE BEAM DETAILS

CONSULTING PROFESSIONAL ENGINEERS
A. D. MARGISON AND ASSOCIATES LIMITED
1155 LESLIE STREET, DON MILLS, ONTARIO

ARCHITECTS
Waisman Ross + Blankstein Coop Gillmor Hanna
10 DONALD STREET, WINNIPEG, MANITOBA

APPROVED
DEPUTY DIRECTOR OF STREETS AND TRANSIT

DRAWN BY R.S.H.
CHECKED
FILE No.
SHEET No.
DATE Sept 67.
SCALE ½"=1'-0"
DRAWING No. 2185-308 STRUCTURAL

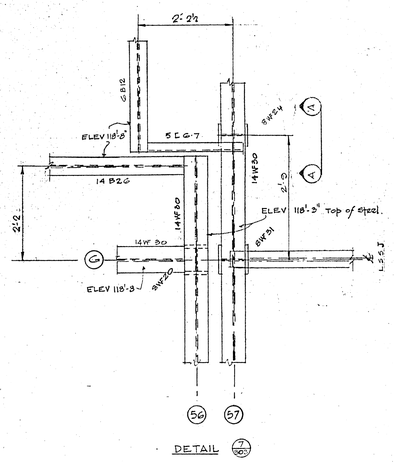

DETAIL (3/301)

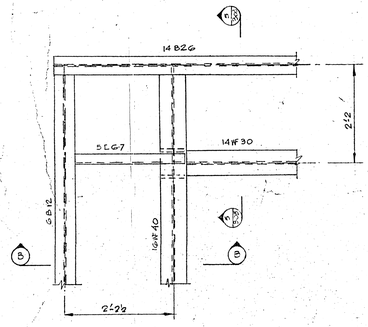

DETAIL (3/301)

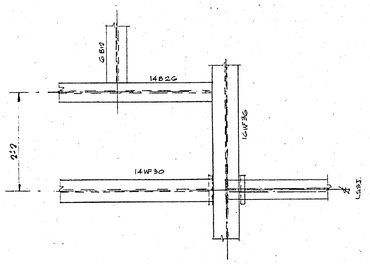

DETAIL (4/301)

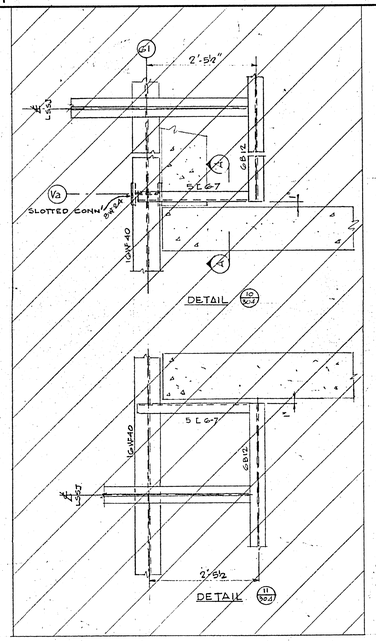

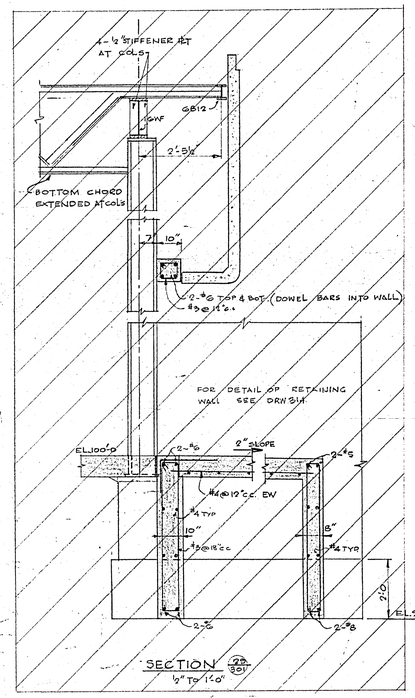

SECTION (22/301)
½" TO 1'-0"

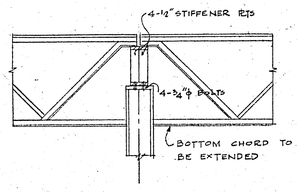

TYPICAL DETAIL AT ALL COLS

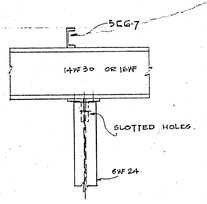

VIEW A-A

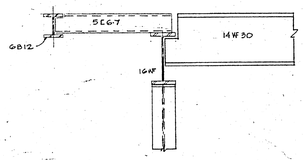

SECTION 'B-B'

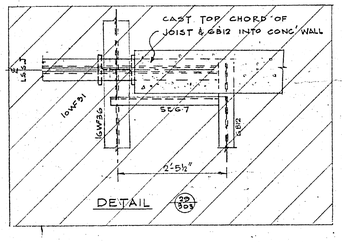

DETAIL (22/301)

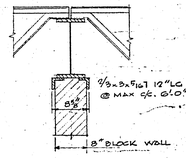

TYPICAL DETAIL OF LATERAL RESTRAINT FOR BLOCK WALL

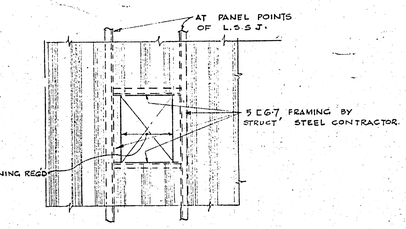

~18" Sq. OPENING & OVER~
(UNLESS NOTED)

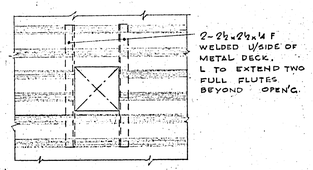

~6" Sq. (OR 6"ø) UP TO 17½" Sq. OPEN'G~

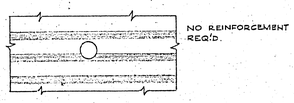

~OPENING UNDER 6" Sq. OR 6" ø~

~OPENINGS IN METAL DECK~

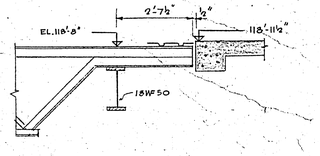

SECTION (21/301)

BEARING SCHEDULE

LOCATION	LOADING			BEARING	
	D.L	L.L	T.L	BOTTOM PAD	TOP PLATE
L36, L57	8K	11K	19K	4"x5"x ⅜"	6"x6"x ⅛"
T56, T57	9K	14K	23K	Do	Do
T52	15K	9K	23K	Do	Do
L54, L61	15K	13K	28K	5"x6"x ⅜"	7"x7"x ⅛"
T61	17K	15K	32K	Do	Do
T53	13K	23K	36K	Do	Do
L55, L58, L59, L60	13K	23K	36K	Do	Do
T54, T55, T58, T59, T60	16K	28K	44K	6"x7"x ⅜"	8"x8"x ⅛"

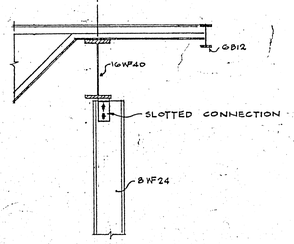

TYPICAL DETAIL OF SLOTTED COLUMN CONN' TO BEAM

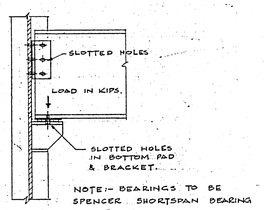

NOTE:- BEARINGS TO BE SPENCER SHORTSPAN BEARING TYPE C.

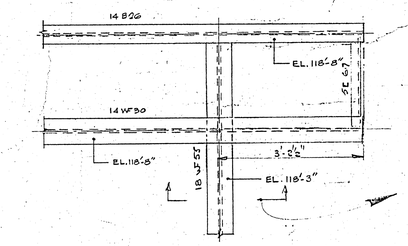

DETAIL (12/301)

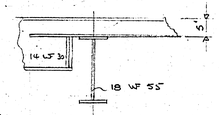

SECTION

B-14
FILE
PROPERTIES BUILDING INVENTORY
2 | 91 | 1

LICENSED TO PRACTICE IN THE PROVINCE OF MANITOBA
My License Expires 30th Jan. 1968
2185-309
R. K. MOUNTAIN
REGISTERED PROFESSIONAL ENGINEER
PROVINCE OF MANITOBA

DATE	ISSUE NO.	REV. NO.	DESCRIPTION	DRAWN BY
28.11.69	---		AS BUILT.	R.L.J.
23 Jan 68	3		FOR CONSTRUCTION	RH
12 Jan 68	2		FOR TENDER	
20 oct 67	1		FOR APPROVAL	

ISSUE OR REVISION

METROPOLITAN CORPORATION OF GREATER WINNIPEG
STREETS AND TRANSIT DIVISION

TRANSIT STORAGE AND SHOP FACILITIES

GARAGE

STEEL DETAILS

CONSULTING PROFESSIONAL ENGINEERS
A. D. MARGISON AND ASSOCIATES LIMITED
1155 LESLIE STREET, DON MILLS, ONTARIO

ARCHITECTS
Waisman Ross + Blankstein Coop Gillmor Hanna
10 DONALD STREET, WINNIPEG, MANITOBA

APPROVED
DEPUTY DIRECTOR OF STREETS AND TRANSIT

DRAWN BY R.S.H | DATE SEPT. 67
CHECKED | SCALE ¾" TO 1'-0 UNLESS NOTED
FILE No. | DRAWING No. 2185-309 STRUCTURAL
SHEET No.

CANADA CONTROL TRANSTECK TP 400-8-66

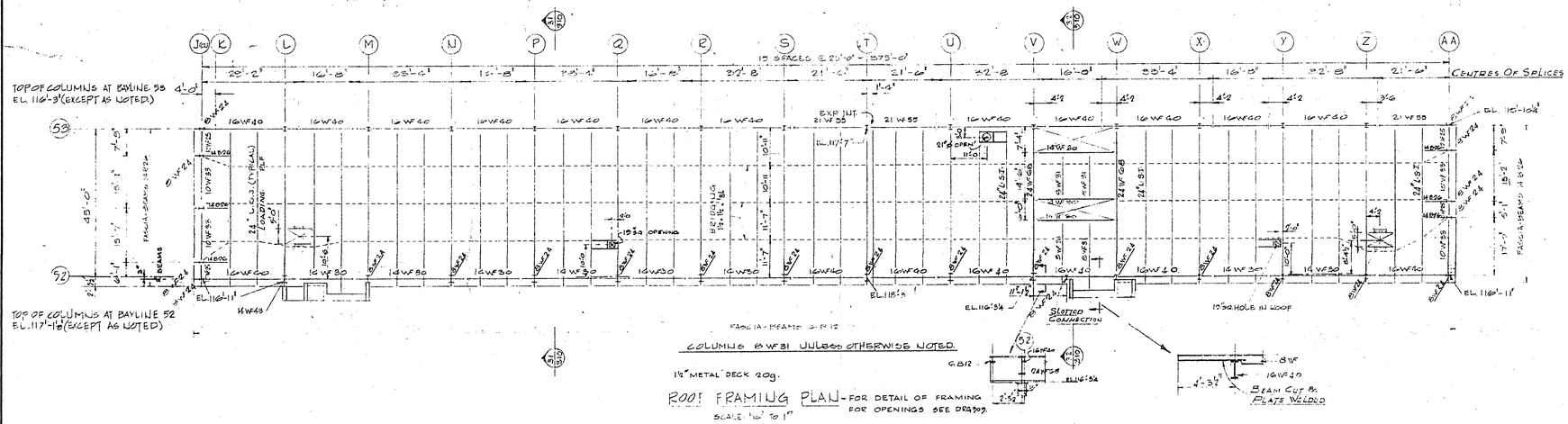

ROOF FRAMING PLAN - FOR DETAIL OF FRAMING FOR OPENINGS SEE DRG No. 2

SCALE: ⅛" TO 1'

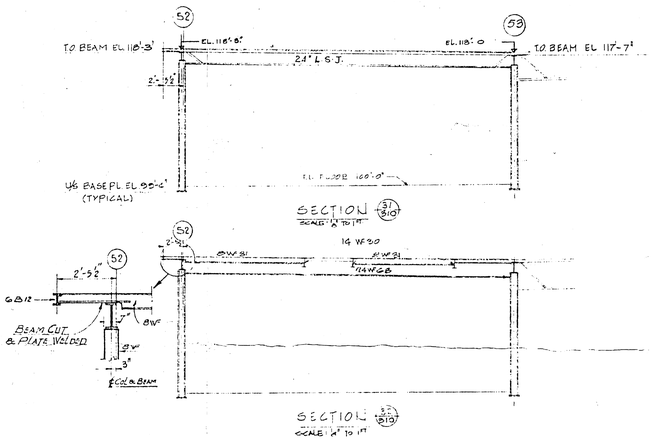

SECTION (3/510) SCALE: 1" TO 1'

SECTION (3/510) SCALE: 1" TO 1'

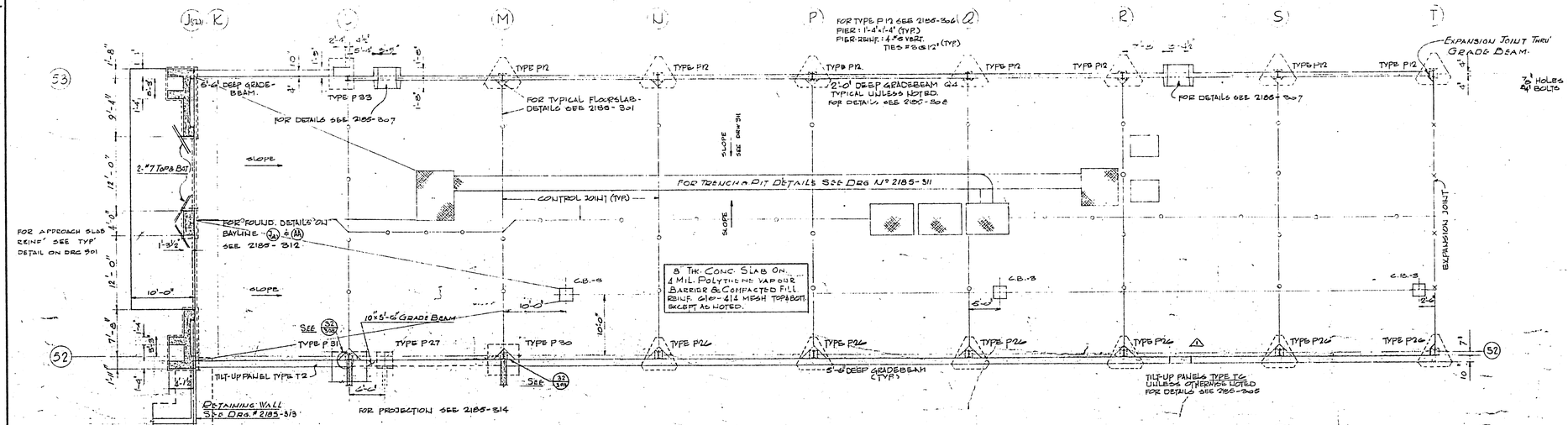

FOUNDATION & FINISHED FLOOR PLAN

SCALE: ⅛" TO 1'

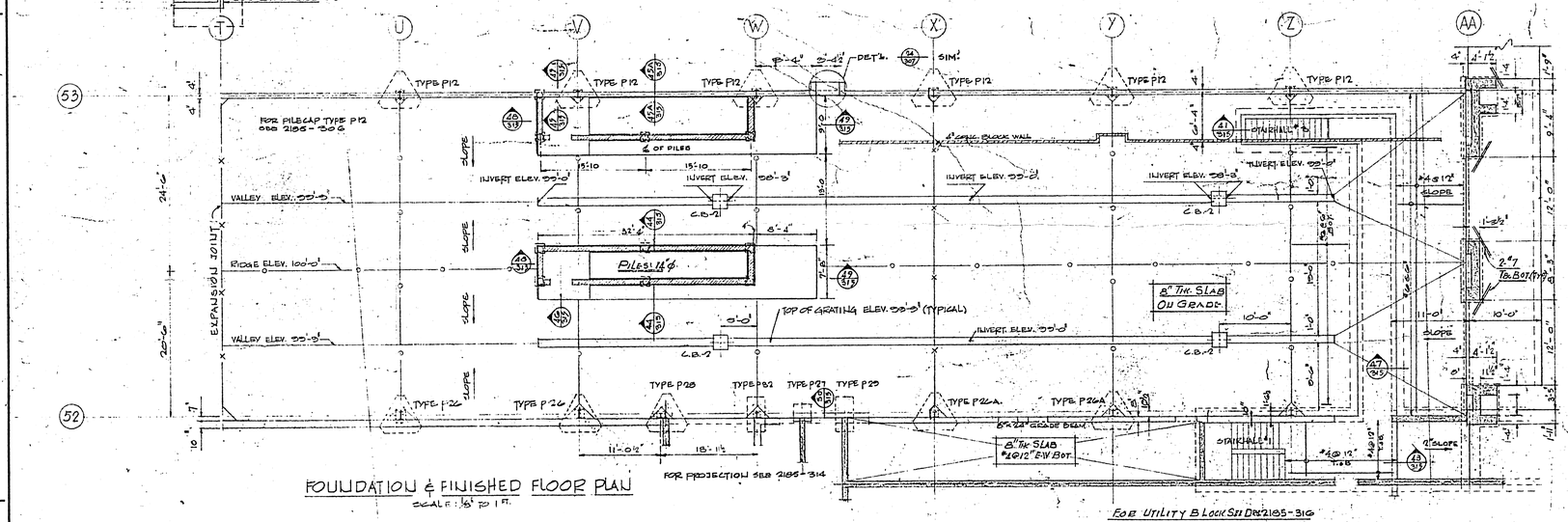

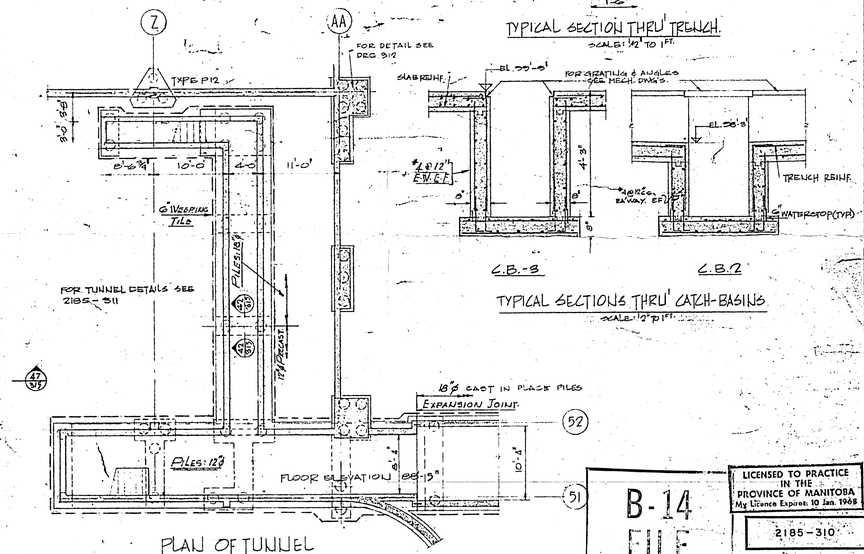

PLAN OF TUNNEL

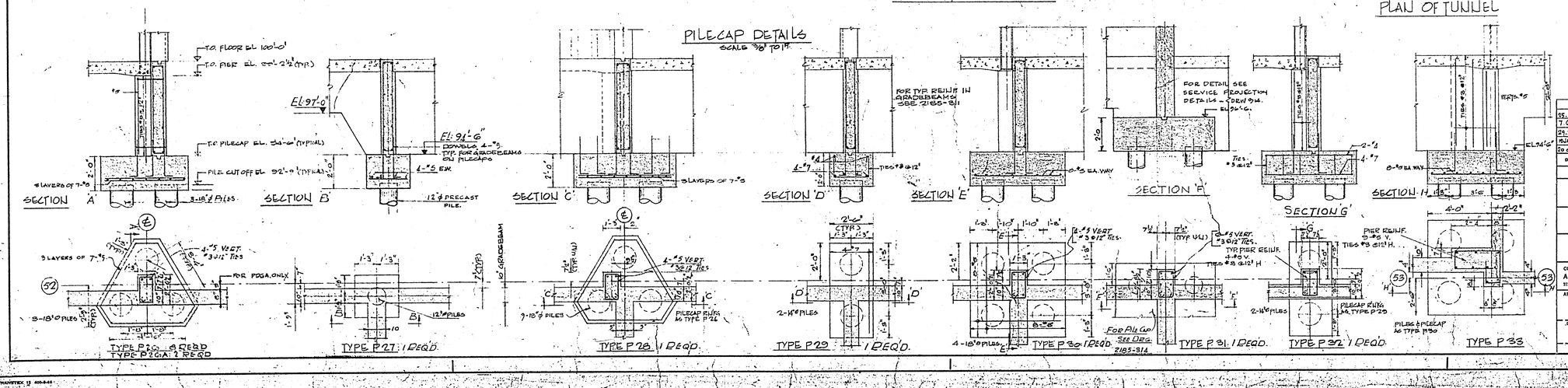

PILECAP DETAILS

SCALE ¾" TO 1'



TYPICAL SECTIONS THRU' CATCH-BASINS

SCALE: ½" TO 1'-0"

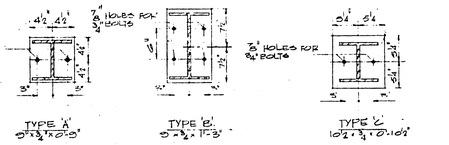

BASEPLATE DETAILS

SCALE: 1" TO 1'-0"

TYPE 'A'	TYPE 'B'	TYPE 'C'
LINE J(53) , LINE AA LINE 52 M-Z(INCL.)	LINE 52 L	LINE 53 L-Z(INCL.)

LICENSED TO PRACTICE IN THE PROVINCE OF MANITOBA
My Licence Expires: 10 Jan. 1968
2185-310

B-14 FILE
RETURN TO PUBLIC RELATIONS BUILDING
2911

DATE	ISSUE No.	REV. No.	DESCRIPTION	DRAWN BY
25.11.69			AS BUILT.	R.L.J.
7.6.68	4	1	DOOR OPENING ADDED	RJ
29.3.68	3		FOR CONSTRUCTION	RJ
8 JUNE 68	2		FOR TENDER	
20 OCT 67	1		FOR APPROVAL	

ISSUE OR REVISION

METROPOLITAN CORPORATION OF GREATER WINNIPEG
STREETS AND TRANSIT DIVISION

TRANSIT STORAGE AND SHOP FACILITIES

SERVICE BAY

FOUNDATION & ROOF FRAMING PLAN

CONSULTING PROFESSIONAL ENGINEERS
A. D. MARGISON AND ASSOCIATES LIMITED
1155 LESLIE STREET, DON MILLS, ONTARIO

ARCHITECTS
Waisman Ross • Blankstein Coop Gillmor Hanna
10 DONALD STREET, WINNIPEG, MANITOBA

APPROVED
DEPUTY DIRECTOR OF STREETS AND TRANSIT

DRAWN BY	B.L.
CHECKED	R.A.
FILE No.	
ERECT No.	
DATE	JULY 67.
SCALE	AS NOTED.
DRAWING No.	2185-310 STRUCTURAL

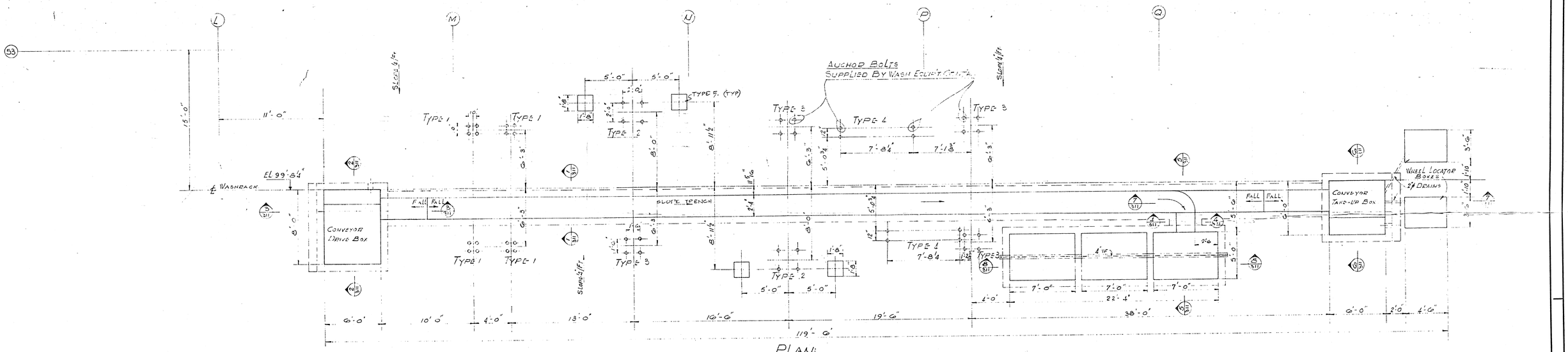

PLAN:

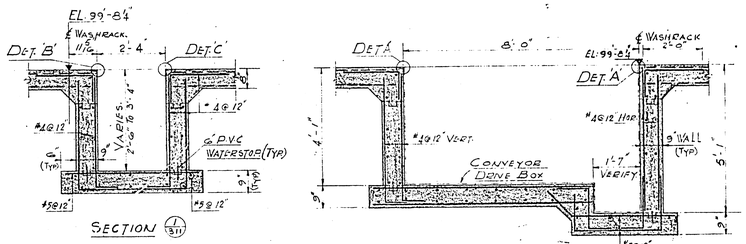

SECTION (1/311)

SECTION (2/311)

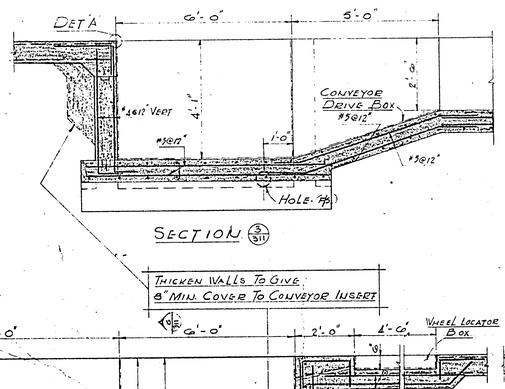

SECTION (3/311)

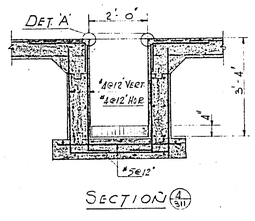

SECTION (4/311)

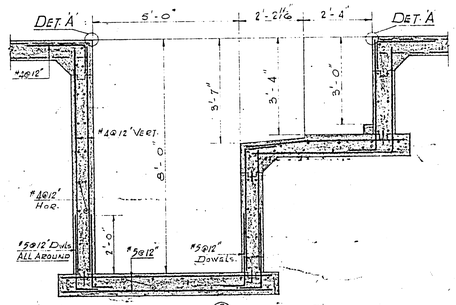

SECTION (5/311)

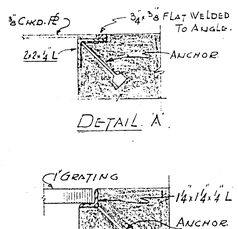

DETAIL 'A'

DETAIL 'B'

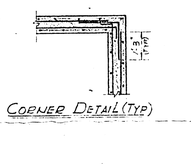

DETAIL 'C'
Scale 3"=1'-0"

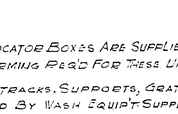

CORNER DETAIL (TYP)

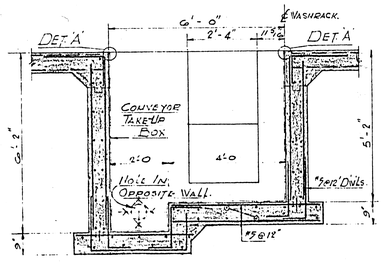

SECTION (6/311)

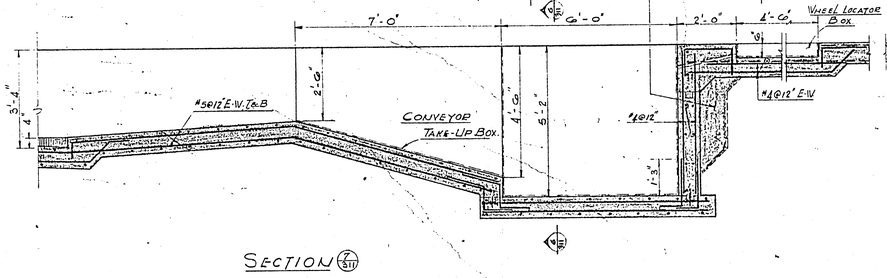

SECTION (7/311)

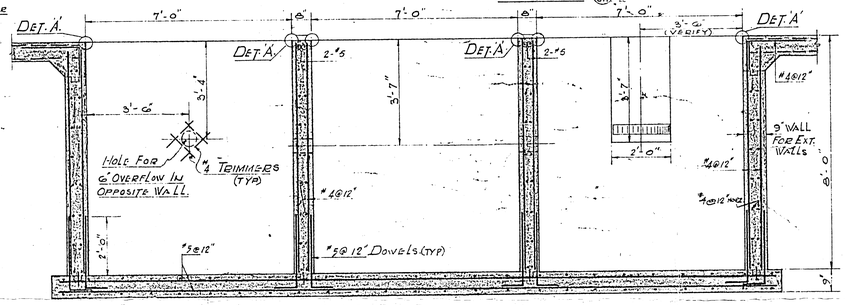

SECTION (8/311)

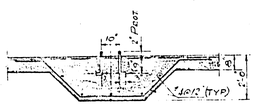

TYPE 1

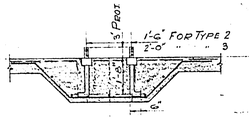

TYPE 2 & 3

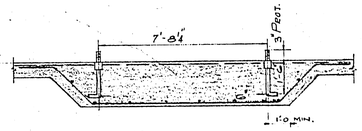

TYPE 4

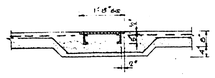

TYPE 5

CAFETY WALL REINFORCEMENT THRU' JOINT.

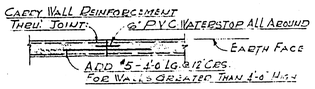

WALL CONSTRUCTION JOINT

PROVIDE A 25'-0" INTERVAL IN MAIN TRENCH TO SUIT FLOOR CONTROL JOINT LOCATIONS.

NOTE:—

1. CONVEYOR TAKE-UP DRIVE & WHEEL LOCATOR BOXES ARE SUPPLIED BY WASH EQUIPT. SUPPLIERS – NO FORMING REQ'D FOR THESE UNITS.
2. ALL ANCHOR BOLTS, CLEATS, CONVEYOR TRACKS, SUPPORTS, GRATING, CHECKERED PLATE ETC. TO BE SUPPLIED BY WASH EQUIPT SUPPLIERS AND INSTALLED BY GEN. CONTRACTOR.
3. SETTING OF ALL EMBEDDED MATERIAL, INSERTS ETC. MUST BE CHECKED BY WASH EQUIPT SUPPLIERS BEFORE CONCRETE IS POURED.
4. ALL WALLS TO BE THICKENED TO GIVE 8" MIN COVER TO ALL EQUIPMENT INSERTS.
5. ALL PITS AND TRENCHS SHALL BE WATERPROOFED WITH METALLIC WATERPROOFING.

LICENSED TO PRACTICE IN THE PROVINCE OF MANITOBA
My Licence Expires: 10 Jan. 1968

2185-311

B-14
FILE

RETURN TO CIVIC PROPERTIES BUILDING INVENTORY.

DATE	ISSUE NO.	REV. NO.	DESCRIPTION	DRAWN BY
25.11.69			AS BUILT	R.L.T.
29.8.69	3		FOR CONSTRUCTION	RT
13.1.68	2		FOR TENDER	
20 OCT 67	1		FOR APPROVAL	

ISSUE OR REVISION

METROPOLITAN CORPORATION OF GREATER WINNIPEG
STREETS AND TRANSIT DIVISION

TRANSIT STORAGE AND SHOP FACILITIES

SERVICE BAY

TRENCH & PIT LAYOUT & DETAILS

CONSULTING PROFESSIONAL ENGINEERS
A. D. MARGISON AND ASSOCIATES LIMITED
1155 LESLIE STREET, DON MILLS, ONTARIO

ARCHITECTS
Waisman Ross • Blankstein Coop Gillmor Hanna
10 DONALD STREET, WINNIPEG, MANITOBA

APPROVED
DEPUTY DIRECTOR OF STREETS AND TRANSIT

DRAWN BY R.R.
CHECKED
FILE No.
SHEET No.
DATE
SCALE 1/8" = 1'-0"
DRAWING No. 2185-311 STRUCTURAL

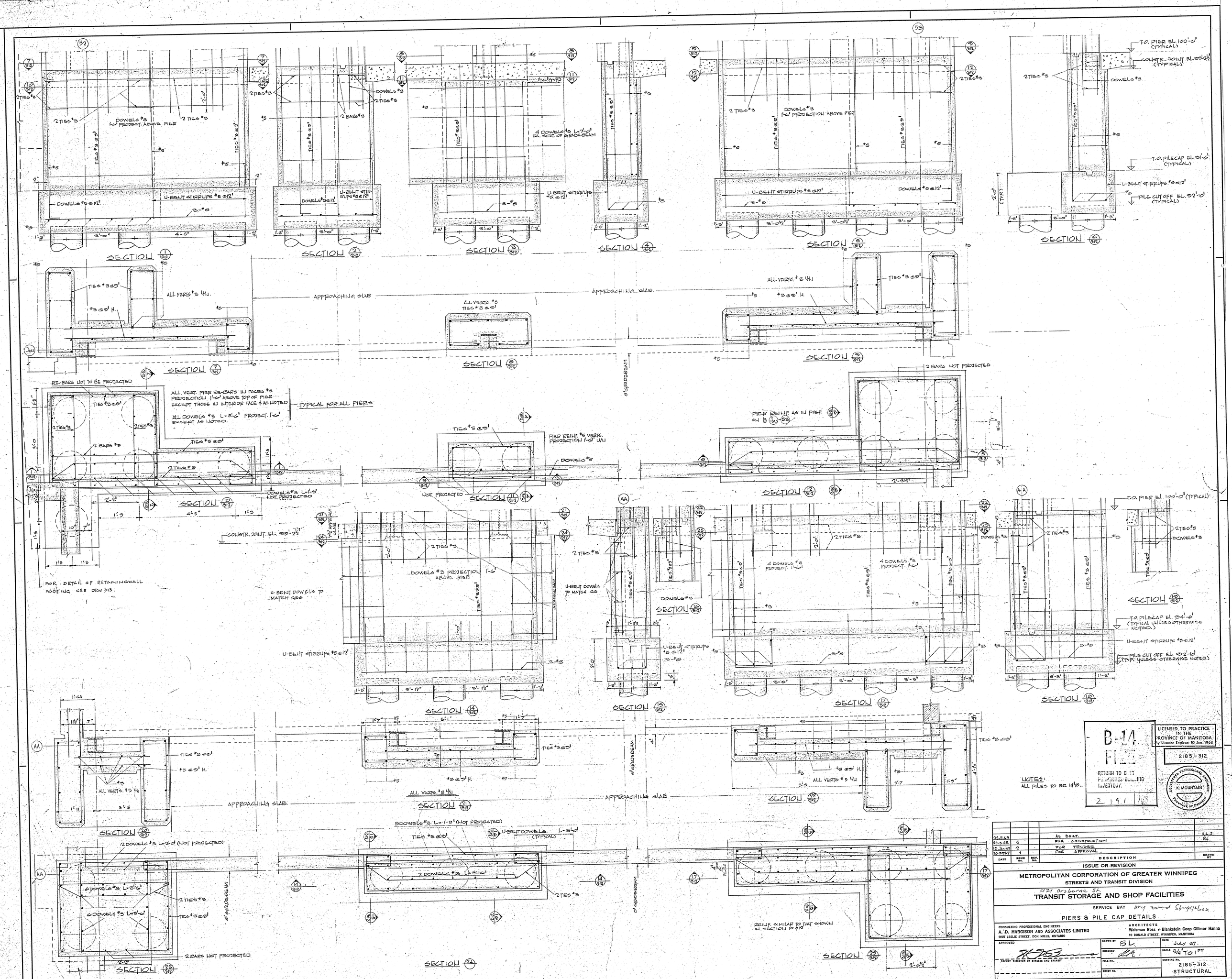

NOTES:
ALL PILES TO BE 14"Ø.

B-14
FILE
RETURN TO CITIES PROPERTIES BUILDING INVENTORY.
2191

LICENSED TO PRACTICE IN THE PROVINCE OF MANITOBA
My Licence Expires: 10 Jan. 1968

2185-312

REGISTERED PROFESSIONAL ENGINEER
K. MOUNTAIN
PROVINCE OF ONTARIO

DATE	ISSUE NO.	REV. NO.	DESCRIPTION	DRAWN BY
25.11.69			AS BUILT.	R.L.J.
29.3.68	3		FOR CONSTRUCTION	RJ
15 Jan 68	2		FOR TENDER	
20 OCT 67	1		FOR APPROVAL.	

ISSUE OR REVISION

METROPOLITAN CORPORATION OF GREATER WINNIPEG
STREETS AND TRANSIT DIVISION

421 Orsborne St.
TRANSIT STORAGE AND SHOP FACILITIES

SERVICE BAY Dry Sand Storage box

PIERS & PILE CAP DETAILS

CONSULTING PROFESSIONAL ENGINEERS
A. D. MARGISON AND ASSOCIATES LIMITED
1155 LESLIE STREET, DON MILLS, ONTARIO

ARCHITECTS
Waisman Ross • Blankstein Coop Gillmor Hanna
10 DONALD STREET, WINNIPEG, MANITOBA

APPROVED
DEPUTY DIRECTOR OF STREETS AND TRANSIT

DRAWN BY B.L.
CHECKED
FILE NO.
SHEET NO.
DATE July 67.
SCALE 3/4" TO 1 FT
DRAWING NO. 2185-312 STRUCTURAL

N.W.C.A. TRANSTEX 15 400-8-68

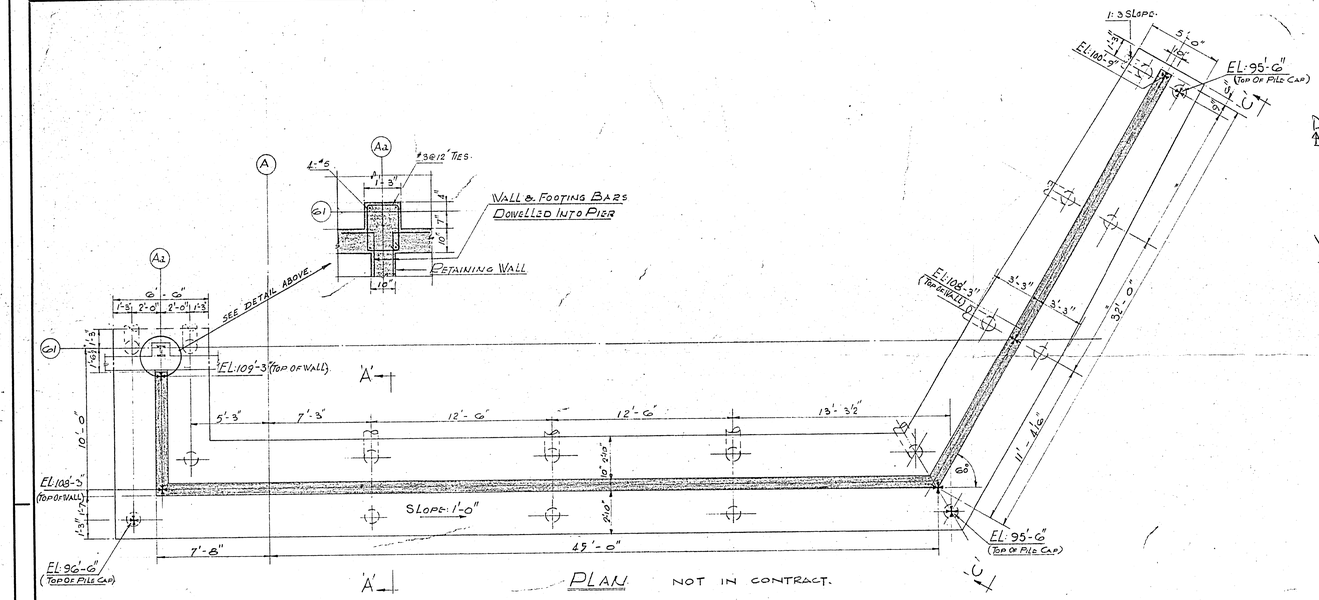

'A'

PLAN NOT IN CONTRACT.

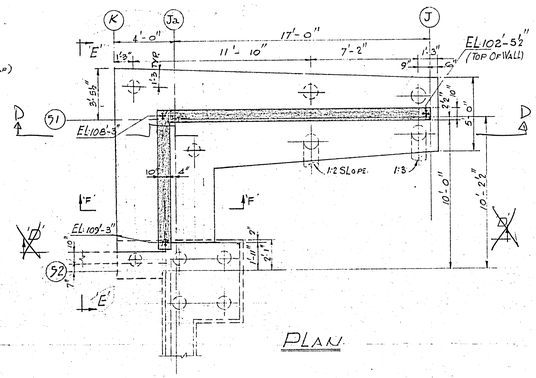

PLAN

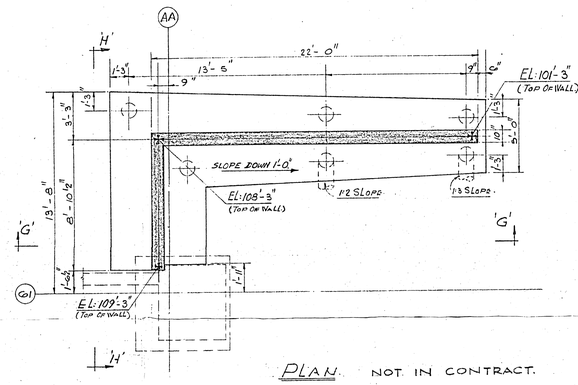

PLAN NOT IN CONTRACT.

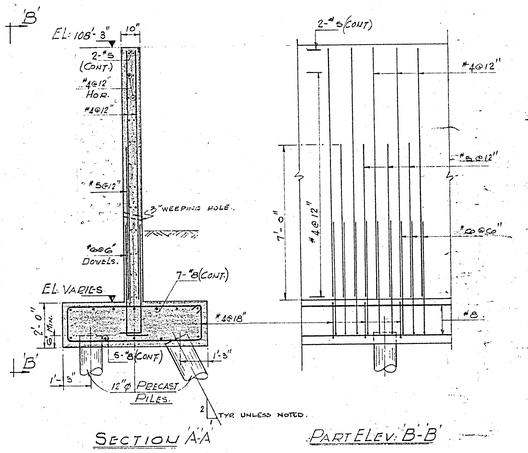

SECTION 'A'-'A' PART ELEV: 'B'-'B'

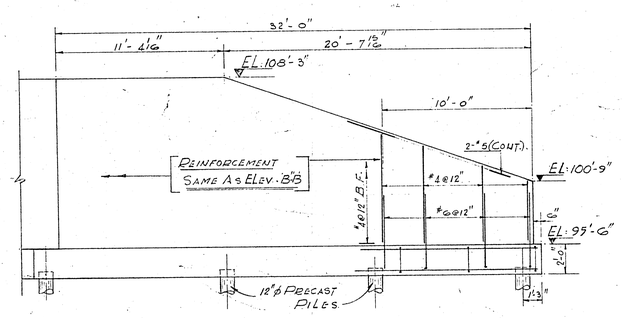

ELEVATION 'C'-'C'

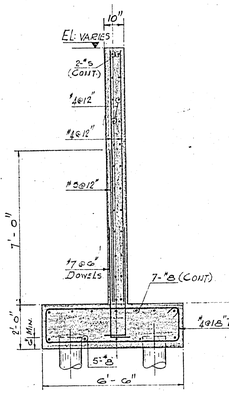

SECTION 'F'-'F'

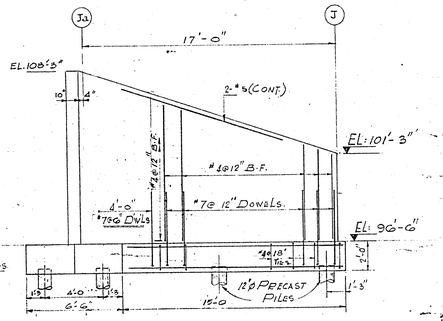

ELEVATION 'D'-'D'

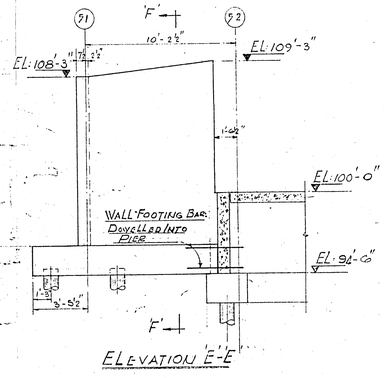

ELEVATION 'E'-'E'

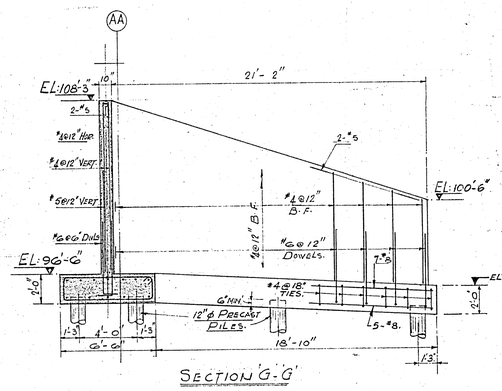

SECTION 'G'-'G'

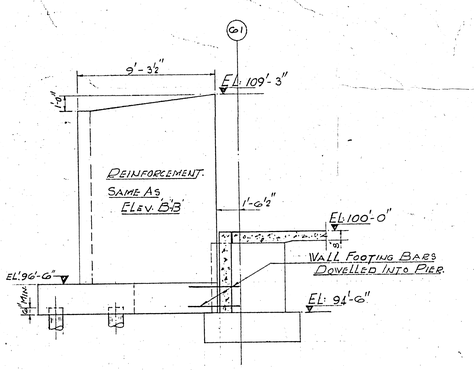

ELEV: 'H'-'H'

NOTE.
1. PROVIDE 6" THICK GRANULAR FILL BENEATH ALL PILE CAPS.
2. PROVIDE 3" DIAM. WEEP HOLES AT 15'-0" CENTRES IN WALLS 1'-0" ABOVE FINISHED GRADE.

B-14 FILE
RETURN TO CIVIC PROPERTIES BUILDING INVENTORY.
2 | 91 | 1

LICENSED TO PRACTICE IN THE PROVINCE OF MANITOBA
My Licence Expires 10 Jan. 1968

2185 - 313

REGISTERED PROFESSIONAL ENGINEER K. MOUNTAIN PROVINCE OF ONTARIO

DATE	ISSUE NO.	REV. NO.	DESCRIPTION	DRAWN BY
25.11.69			AS BUILT.	R.L.J.
23.6.68	3		FOR CONSTRUCTION	RJ
19 JAN 68	2		FOR TENDER	
20 OCT 67	1		FOR APPROVAL	R.R.

ISSUE OR REVISION

METROPOLITAN CORPORATION OF GREATER WINNIPEG
STREETS AND TRANSIT DIVISION

TRANSIT STORAGE AND SHOP FACILITIES

GARAGE

RETAINING WALLS

CONSULTING PROFESSIONAL ENGINEERS
A. D. MARGISON AND ASSOCIATES LIMITED
1159 LESLIE STREET, DON MILLS, ONTARIO

ARCHITECTS
Waisman Ross • Blankstein Coop Gillmor Hanna
10 DONALD STREET, WINNIPEG, MANITOBA

APPROVED
DEPUTY DIRECTOR OF STREETS AND TRANSIT

DRAWN BY R.R.
CHECKED
FILE No.
SHEET No.

DATE SEPT 67
SCALE 1/4 & 3/8" = 1'-0"
DRAWING No. 2185-313 STRUCTURAL

N.W.C.L. TRANSTEX 15 400-8-66

PLAN OF GROUNDFLOOR.

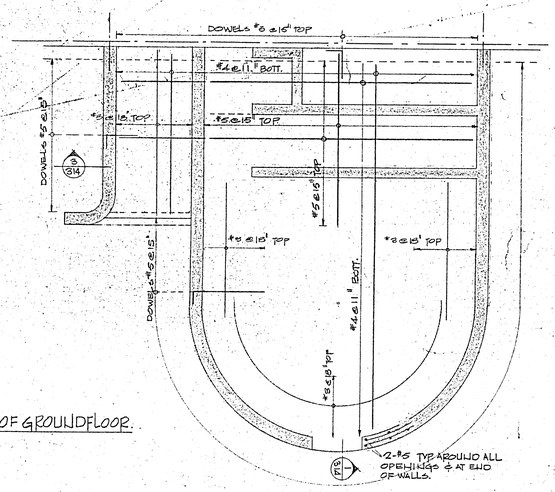

PLAN OF INTERM. FLOOR.

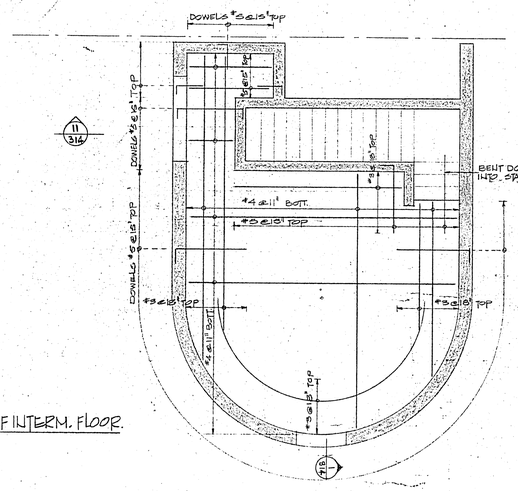

PLAN OF ROOF.

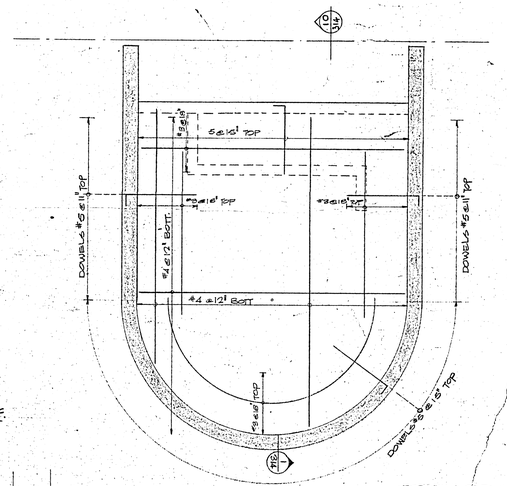

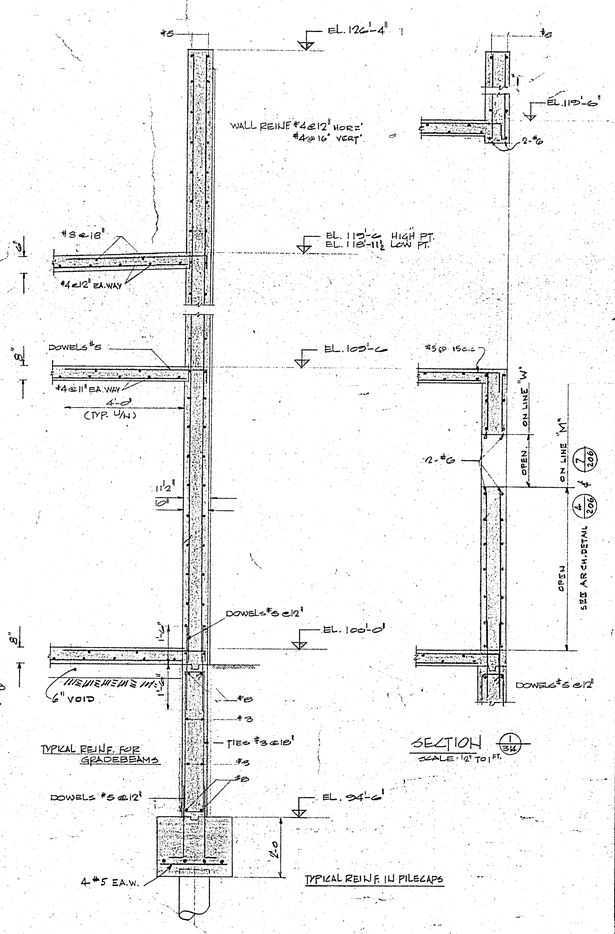

SECTION THRU WALL
(TYPICAL ALL ROUND)
SCALE: 1½" TO 1'-0"

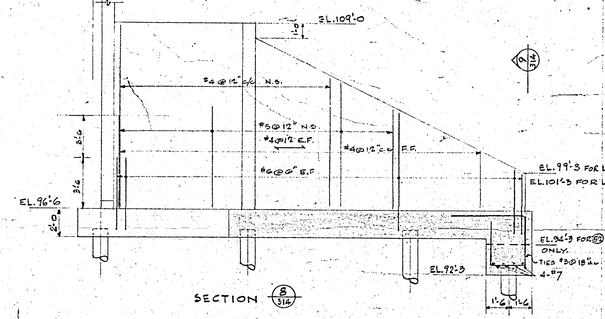

SECTION (8/316)

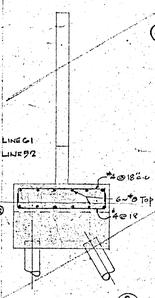

SECTION (9/316)

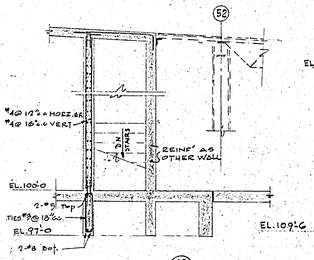

SECTION (10/316)

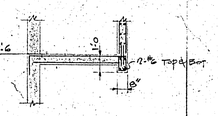

SECTION (11/316)

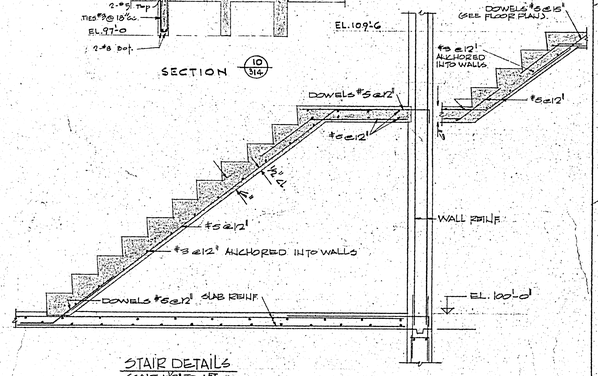

STAIR DETAILS
SCALE: ½" TO 1'-0"

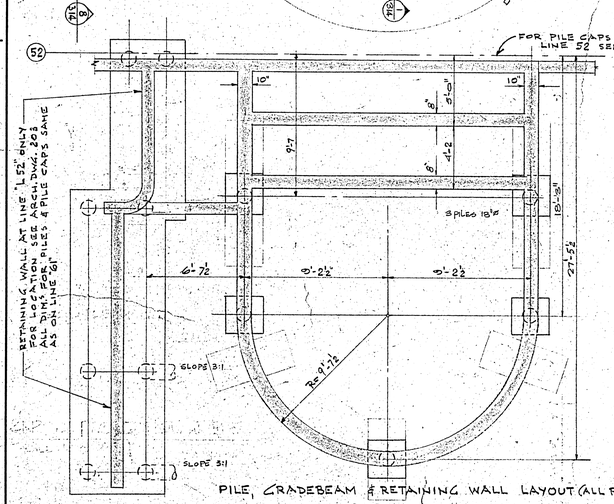

PILE, GRADEBEAM & RETAINING WALL LAYOUT (ALL PREC. PILES 12"ø)
SERVICE PROJECTION AT LINE "52"

PLAN OF GROUNDFLOOR

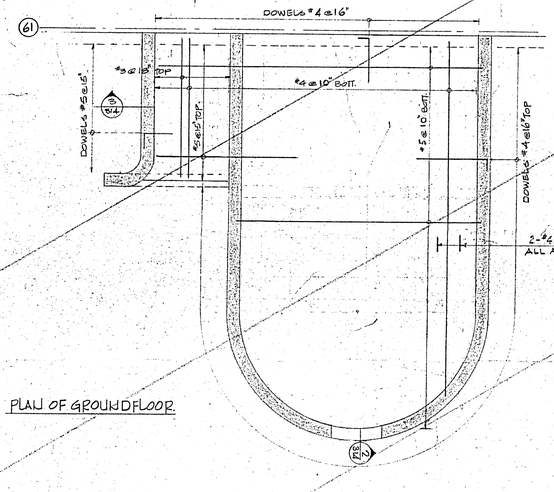

PLAN OF INTERM. FLOOR

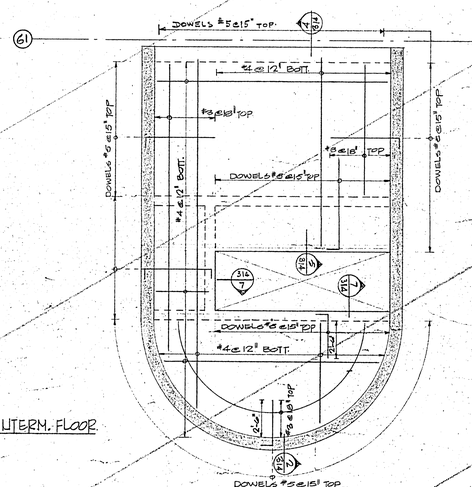

PLAN OF ROOF

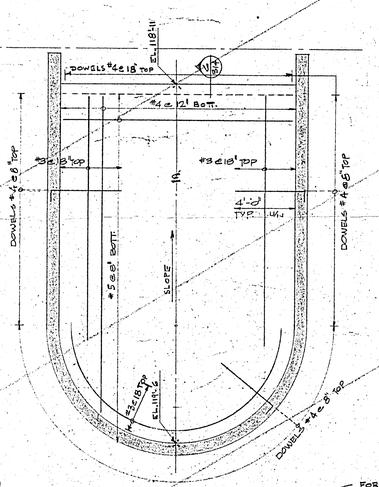

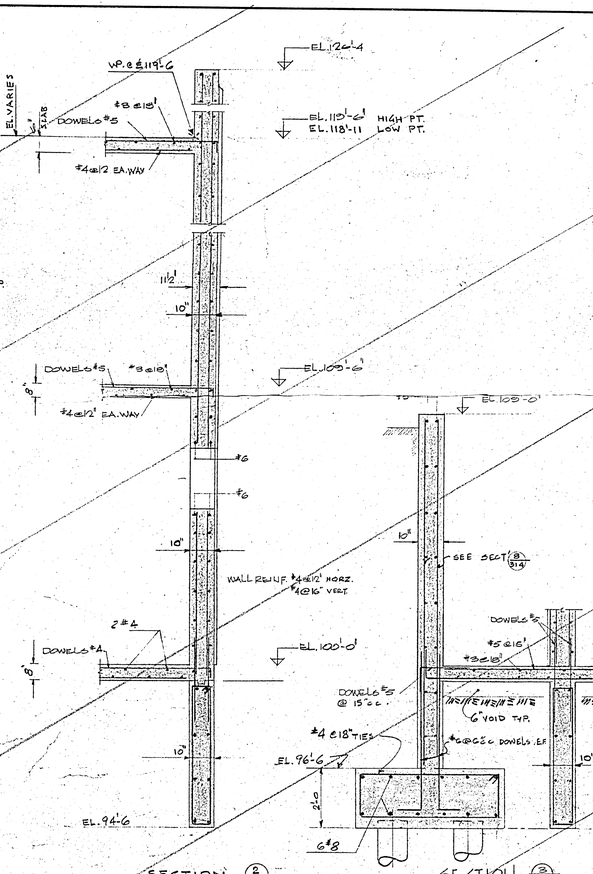

SECTION (12/316) scale: ½"=1'-0"

SECTION (8/314)

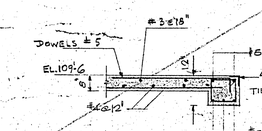

SECTION (4/314) SCALE: ½" TO 1'-0"

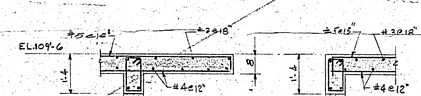

SECTION (5/314) SCALE: ½" TO 1'-0"

SECTION (7/316) SCALE: ½"=1'-0"

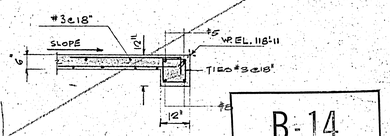

SECTION (6/314) SCALE: ½" TO 1'-0"

PILE, GRADEBEAM & RET. WALL LAYOUT
ALL PRECAST PILES 12"ø

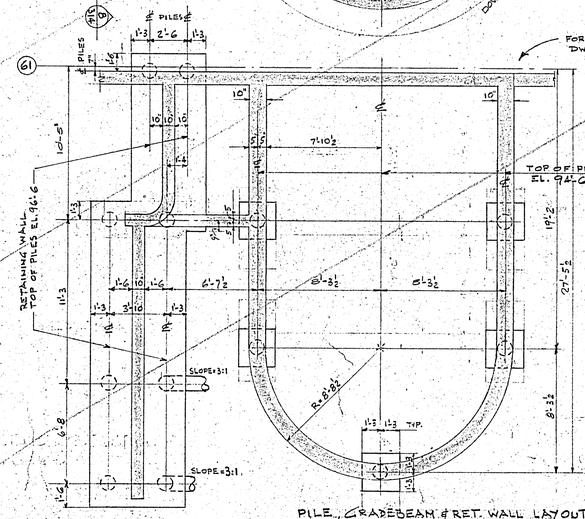

SERVICE PROJECTION AT LINE "61"
2-REQ'D.
(ONE AS SHOWN ONE OPP HAND)
FOR LOCATION SEE ARCH. DWG. 202 & 203

LICENSED TO PRACTICE IN THE PROVINCE OF MANITOBA
My Licence Expires: 30 Jan. 1970

B-14
FILE
RETURN TO CITY PROPERTIES BUILDING INVENTORY.
2 91 1

2185-314

DATE	ISSUE NO.	REV. NO.	DESCRIPTION	DRAWN BY
25.11.69			AS BUILT	R.L.T.
23.8.68	3		FOR CONSTRUCTION	R.H.
10.NOV.67	2		FOR TENDER	
20.OCT.67	1		FOR APPROVAL	

ISSUE OR REVISION

METROPOLITAN CORPORATION OF GREATER WINNIPEG
STREETS AND TRANSIT DIVISION

TRANSIT STORAGE AND SHOP FACILITIES

GARAGE

SERVICE PROJECTIONS

CONSULTING PROFESSIONAL ENGINEERS
A. D. MARGISON AND ASSOCIATES LIMITED
1155 LESLIE STREET, DON MILLS, ONTARIO

ARCHITECTS
Waisman Ross • Blankstein Coop Gillmor Hanna
10 DONALD STREET, WINNIPEG, MANITOBA

APPROVED
DEPUTY DIRECTOR OF STREETS AND TRANSIT

DRAWN BY B.L. & F.S. | DATE OCT 67
CHECKED | SCALE AS NOTED
FILE No. | DRAWING No. 2185-314 STRUCTURAL
SHEET No.

N.W.C.L. TRANSTEX 15_400-8-68

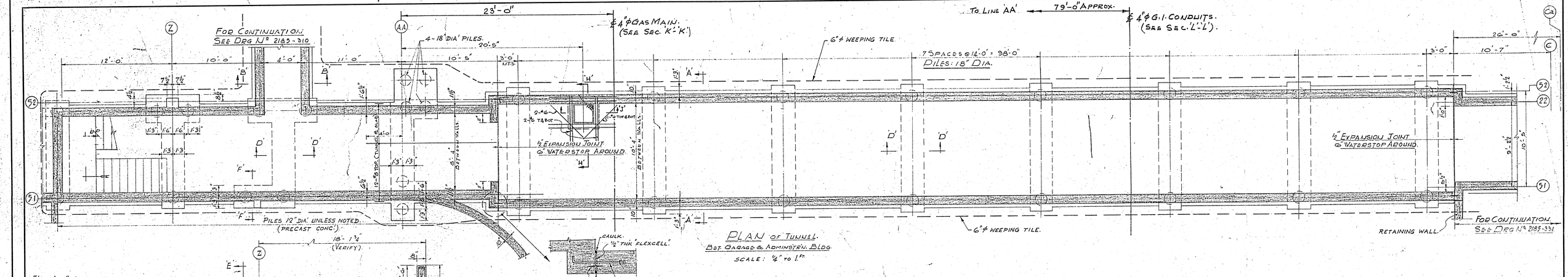

PLAN of TUNNEL.
BET. GARAGE & ADMINSTRN. BLDG.
SCALE: 1/4" TO 1'-0"

EXPANSION JOINT.

SECTION (45/310)

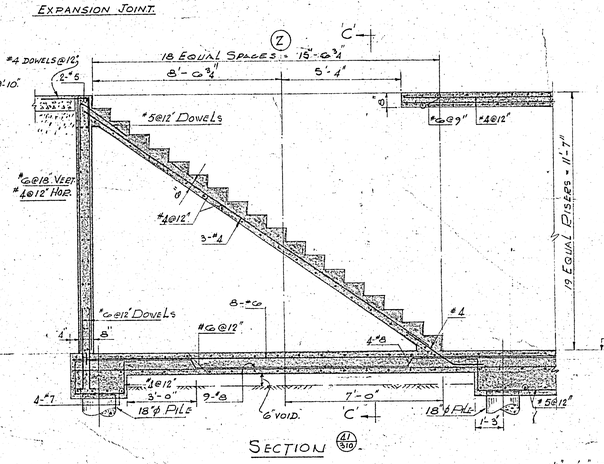

SECTION (41/310)

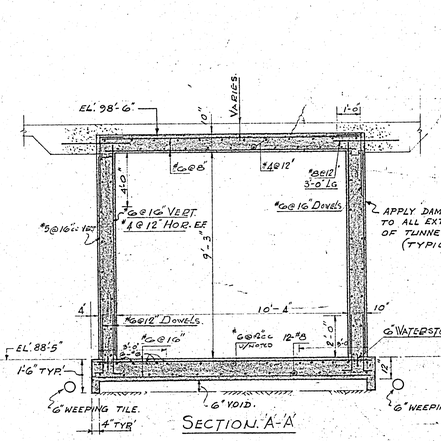

SECTION 'A-A'

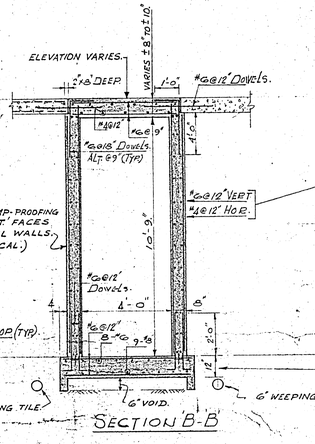

SECTION 'B-B'

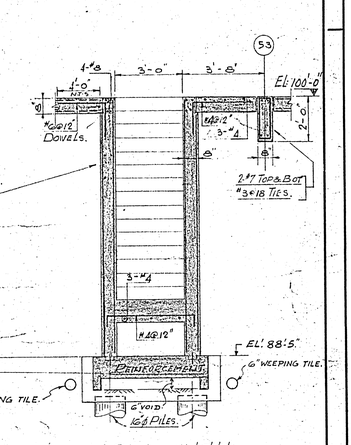

SECTION 'C-C'

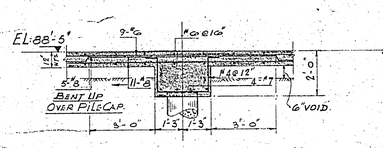

SECTION 'D-D'
TYPICAL FOR TUNNEL PILE-CAP.

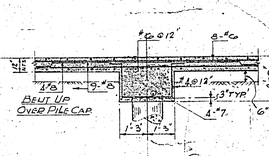

SECTION (42/310)

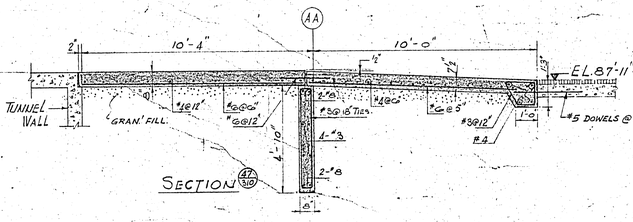

SECTION (47/310)

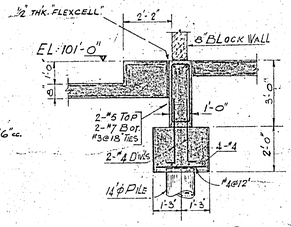

SECTION (46/310)

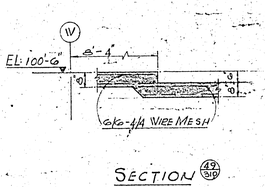

SECTION (49/310)

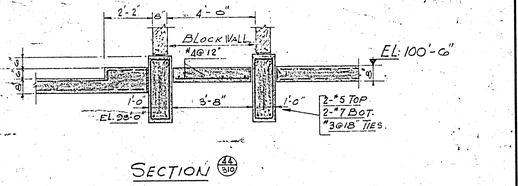

SECTION (44/310)

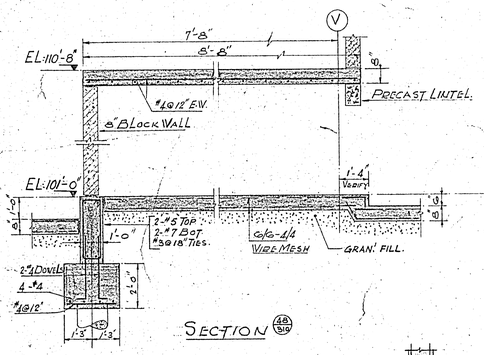

SECTION (48/310)

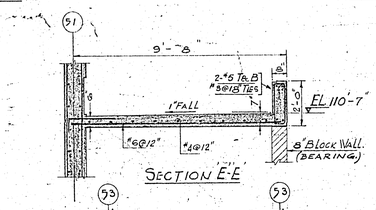

SECTION 'E-E'

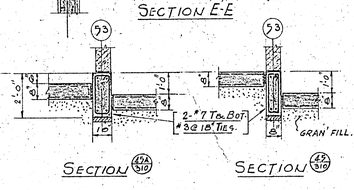

SECTION (43/310)

SECTION (43/310)

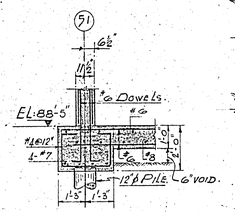

SECTION 'F-F'

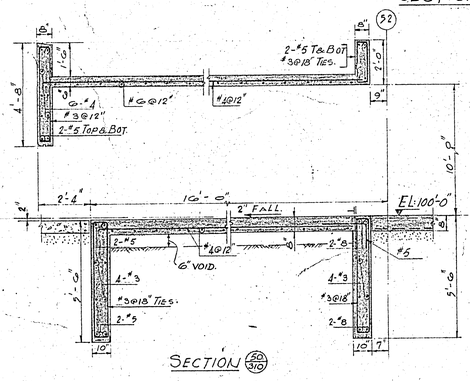

SECTION (50/310)

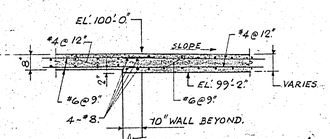

SECTION 'G-G'

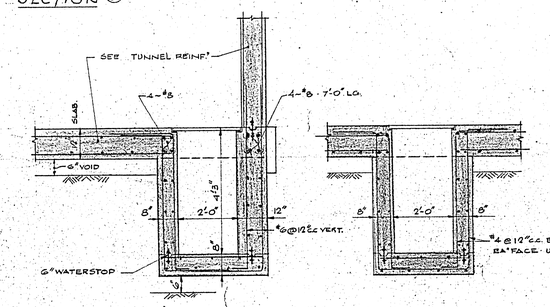

SECTION 'H-H' (1)

SECTION 'J-J' (1)

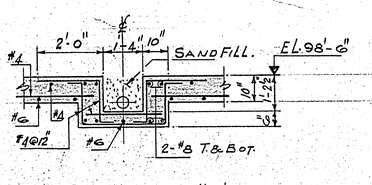

SECTION 'K-K' (2)

½" = 1'-0"

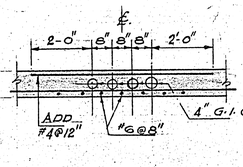

SECTION 'L-L' (2)

1/2" TO 1'-0"

B-14 FILE
RETURN TO CIVIC PROPERTIES BUILDING INVENTORY.
2 91 1

LICENSED TO PRACTICE IN THE PROVINCE OF MANITOBA
My License Expires 10 Jan. 1968

2185-315

REGISTERED PROFESSIONAL ENGINEER K. MOUNTAIN PROVINCE OF ONTARIO

DATE	ISSUE No.	REV. No.	DESCRIPTION	DRAWN BY
26-11-68			AS BUILT	R.L.T.
26-6-68	5	2	TRENCH & CONDUITS ADDED IN TUNNEL ROOF.	E.P.
24.5.68	4	1	SUMP PIT ADDED	R.H.
				R.H.
29.3.68	3		FOR CONSTRUCTION	R.H.
9 JAN 68	2		FOR TENDER.	
20 OCT 67	1		FOR APPROVAL	

ISSUE OR REVISION

METROPOLITAN CORPORATION OF GREATER WINNIPEG
STREETS AND TRANSIT DIVISION

TRANSIT STORAGE AND SHOP FACILITIES

GARAGE

PLAN OF TUNNEL & DETAILS

CONSULTING PROFESSIONAL ENGINEERS
A. D. MARGISON AND ASSOCIATES LIMITED
1155 LESLIE STREET, DON MILLS, ONTARIO

ARCHITECTS
Waisman Ross • Blankstein Coop Gillmor Hanna
10 DONALD STREET, WINNIPEG, MANITOBA

APPROVED
DEPUTY DIRECTOR OF STREETS AND TRANSIT

DRAWN BY R. R.
CHECKED
FILE No.
SHEET No.
DATE SEPT 67.
SCALE 3/8" TO 1'-0" UNLESS NOTED.
DRAWING No. 2185 - 315 STRUCTURAL

N.W.C.L. TRANSTEX 13 600-5-66

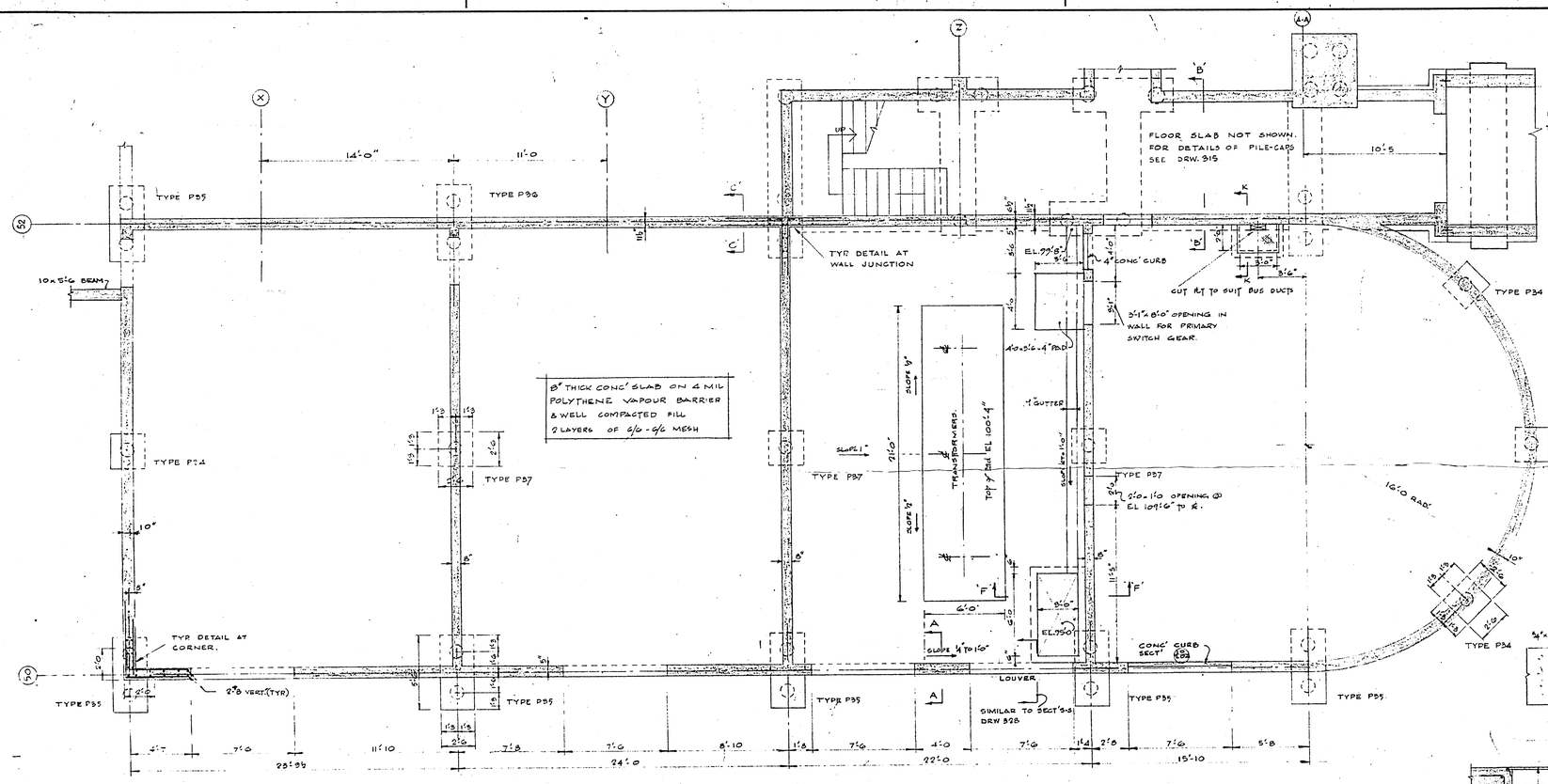

-FOUNDATION PLAN-

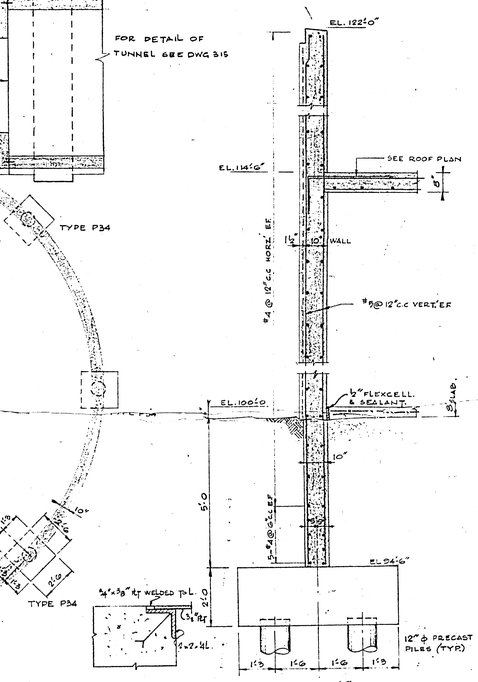

SECTION 'A-A'
½" TO 1'-0

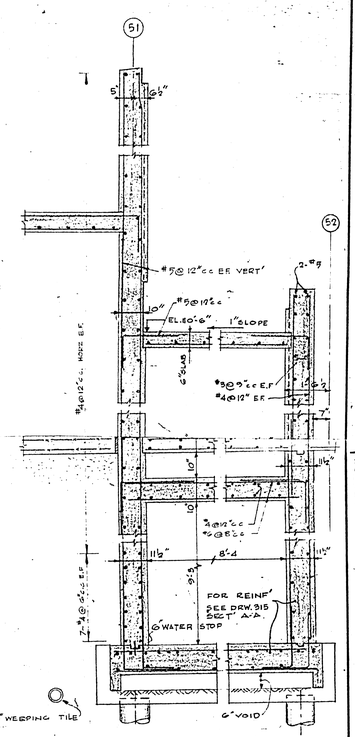

SECTION B-B

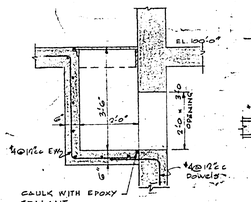

SECTION K-K

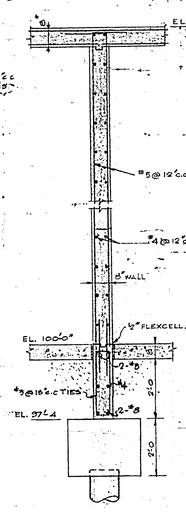

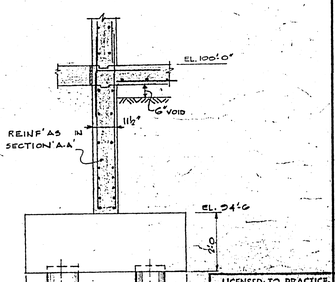

ADDITIONAL REINF' DOOR OPENINGS

SECTION C-C

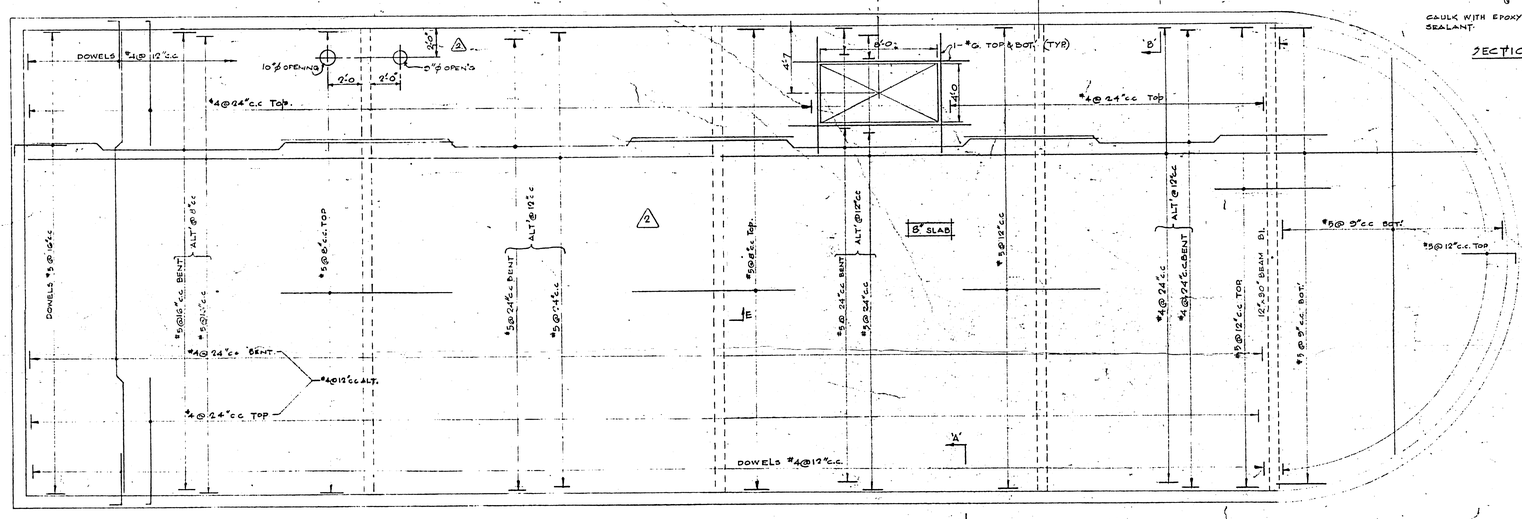

-ROOF PLAN- ¼" TO 1'-0

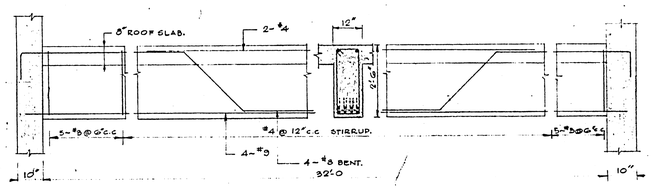

DETAIL OF BEAM 'B1'
ONE REQ'D.

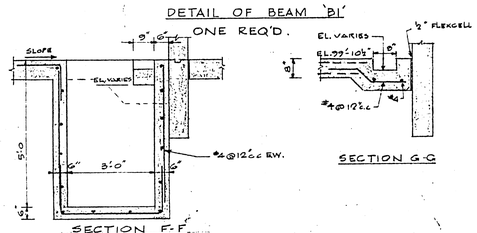

SECTION F-F

SECTION G-G

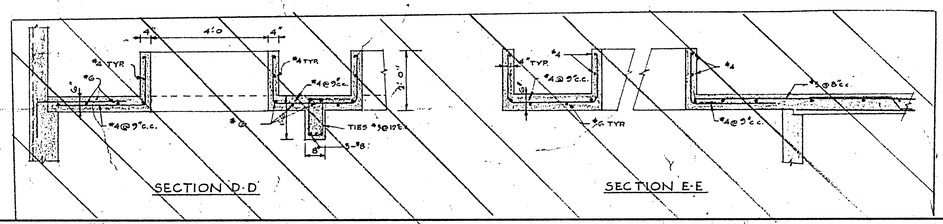

SECTION D-D

SECTION E-E

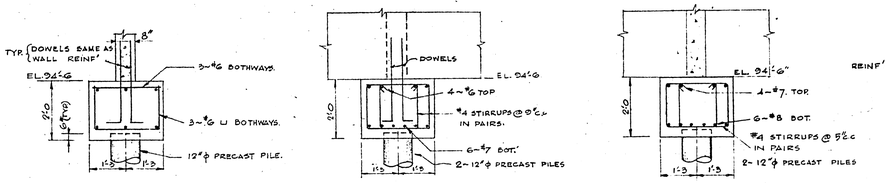

TYPE P34 ~ 4 REQ'D.
TYPE P35 ~ 5 REQ'D
TYPE P36 ~ ONE REQ'D.
TYPE P37 ~ 3 REQ'D

TYP DETAIL OF INTERIOR WALL

LICENSED TO PRACTICE IN THE PROVINCE OF MANITOBA
My Licence Expires 10 Jan. 1968

B-14
FILE
RECEIVED CITY PLANNING BUILDING INSPECTION
2 91 1

2185 - 316

ASSOCIATE PROFESSIONAL ENGINEER
K. MOUNTAIN
PROVINCE OF ONTARIO

DATE	ISSUE NO.	REV. NO.	DESCRIPTION	DRAWN BY
25-11-69			AS BUILT	R.H.T.
16.5.68	4	A	ROOF OPENINGS FOR HEATER & SMOKE VENTS DELETED.	R.H.
24.3.68	3	1	REVISED PER ADDENDA 1 & 2 — FOR CONSTRUCTION	R.H.
19 JAN 68	2		FOR TENDER	
20 OCT 67	1		FOR APPROVAL.	

ISSUE OR REVISION

METROPOLITAN CORPORATION OF GREATER WINNIPEG
STREETS AND TRANSIT DIVISION

TRANSIT STORAGE AND SHOP FACILITIES

UTILITY BLOCK

FOUNDATION & ROOF PLAN

CONSULTING PROFESSIONAL ENGINEERS
A. D. MARGISON AND ASSOCIATES LIMITED
1155 LESLIE STREET, DON MILLS, ONTARIO

ARCHITECTS
Waisman Ross • Blankstein Coop Gillmor Hanna
10 DONALD STREET, WINNIPEG, MANITOBA

APPROVED
DEPUTY DIRECTOR OF STREETS AND TRANSIT

DRAWN BY R.S.H.
CHECKED
FILE No.
SHEET No.
DATE SEPT 67
SCALE ¼" TO 1'-0 UNLESS NOTED
DRAWING No. 2185 - 316 STRUCTURAL

H.W.C.L. TRANSTEK 10 600-8-68

SEE TYP. DETAIL OF APPROACH SLAB DRW 3-01.

LINK + DETAILS ON DRG. 326

FOR DETAIL SEE DRW 327

POURED IN PLACE REINF AS TIS

TILT-UP PANEL TIS

10"x 5'-0 GRADE BEAM

POURED IN PLACE REINF AS TIS.

GRADE BEAM GB2 TO BE DOWELLED TO BASEMENT WALL.

GRADE BEAM GB2 DRW. 308 TYP FOR LINE D. EXCEPT AT APPROACH SLABS & LINK.

RECESS SLAB

12" BASEMENT WALL

FOR DETAILS OF SLAB, PIERS AND PILE-CAPS IN THIS AREA SEE DRW 535

ADD 4@12"cc BOT 10'-0" LG

6" WEEPING TILE

TILT-UP PANEL TYPE T-6

10'-3½" CLOSE DI.

8 x 30" BEAMS

8 x 36" BEAMS

CONTROL JOINT SEE DRW 301.

ALL INTERIOR GRADE BEAMS 8"x24" UNLESS NOTED.

6" SLAB - REINF 6/6 - 4/4 MESH TOP & BOT SLAB ON 4 MIL POLYTHENE VAPOUR BARRIER AND ON WELL COMPACTED FILL. (TYPICAL) UNLESS NOTED STRUCTURAL SLAB

MESH

EL. 100'-0"

TILT-UP PANEL TYPE T15

DETAIL SIMILAR

EXP. JOINT.

30"x 8" GRADE BEAM

LOWER SEE DETAIL DRW 324 FOR DETAIL SEE DRW 324

CABLE TRENCH

12"x24" BEAMS

PARTS CLEANING PIT DETAIL ON DRW 324

SECTION F-F

GRADE BEAM GB1 SECT' 104

TILT-UP PANEL ASTYP T15

SEE DRW 327 SEE DOWELS

10"x 5'-0 GRADE BEAM GB1

14'-9 | 18'-6 | 18'-6 | 18'-6 | 27'-9 | 4 SPACES @ 18'-6 | 27'-9 | 18'-6 | 18'-6 | 25'-0

STRUCTURAL SLAB SEE DRG. 321

8" FLEXCELL

FOR DETAIL OF GRADE BEAM SEE DRG. 321

#5@12" BOT.

CB2.

FOR SLOPE IN FLOOR SEE MECH' DRW.

8" SLAB ON GRADE

CB3 (DWP810)

#4@12" BOT.

STRUCTURAL SLAB SEE DRW. 321

POURED IN PLACE

SEE DRW 328

#5@12" BOT.

FLOOR BOX FOR UNDERFLOOR EXHAUST PIPING TYP FOR BUS HOISTS FOR LOCATION SEE MECH' DRG.

FOR DETAIL OF GRADE BEAM SEE DRG. 321

FOR REINF. SEE DRW 321.

15 SPACES @ 18'-6 = 260'-6

STRUCTURAL SLAB SEE DRW 321

17'-2 | 18'-6 | 18'-6 | 18'-6 | 5 SPACES @ 18'-6 | 27'-9 | 25'-1 | 18'-6 | 12'-0 | 24'-0 | 10'-0 | 10'-0 | 28'-0

DOUBLE HOIST D

SINGLE POST HOIST.

INTERCEPTOR PIT. SEE DRG. 321.

#5@12" c.c. EW. TOP & BOT.

GRADE BEAMS SAME AS LINE 1.

GRADE BEAM GB1 SECT' 104.

TILT-UP PANEL TYPE T16

TILT-UP PANELS TYPE T10

TILT-UP PANELS TYPE T12

EXPANSION JOINT.

DETAIL 32/308

FOR DETAIL SEE DRW 326.

SLAB ON GRADE

TILT-UP PANEL

CHEQUER PT COVER SEE MECH' DRW

THIS SECTION OF BEAM TO BE POURED IN PLACE AFTER THE COL' IS GROUTED

EL. 100'-0"

6 - #8 TOP & BOTT

#7@8"c/c

#5@12"c/c

#4

#7@16"c/c.

TIES #3@24"c/c

27'-0

2'-6

SECTION (151/327) 3

TYPICAL FOR LINE (H)

8" CONC' BLOCK WALL

8" FLEXCELL

8" FLEXCELL (TYP)

TIES #3@18"c/c

2-#5 TOP & BOTT

8'-0

SECTION A-A

DOOR OPENING

TIES #3@18"c/c

ELEVATION

½" FLEXCELL

2-#5 TOP & BOTT

SECTION B-B

PLAN

TYPICAL DETAILS OF 8"x 24" GRADE BEAM

8" FLEXCELL

16" FLEXCELL

2-#7

2-#6

TIES #3@ 18"c.c.

2-#10

8'-0

SECTION 'C-C'

8"x 36" GRADE BEAM.

NOTE. DETAIL AT OPENING SIMILAR TO 8"x24" BEAM.

FOR GRADING SEE MECH' DRW.

EL. 99'-9"

SLOPE (SEE MECH' DRW.)

EL. 94'-10"

#4@12"c.c. EF BOTHWAYS

CATCH BASIN NO 2 ~ CB.2

½" TO 1'-0

TYP WALL REINF #4@12"c.c. EW

#4 TYP

SECTION E-E'

3-#4

2-#5

STEEL LADDER. (SEE DRW 402)

4-#5, TOP (TYP)

EL. VARIES

3-#4 TOP & BOT.

#4@12"c.c. EW.

4'-0

EL. 86'-10"

#4@12"c.c. TOP & BOT. EW

SECTION C-C

4-#5 TOP & BOT.

#4@12"c.c. EW.

SECTION D-D

DETAILS OF INTERCEPTOR PIT ~ (FOR LOCATION SEE MECH' DRWS.)

1 - REQ'D FOR OVERHAUL & REPAIR SHOP

2 - REQ'D FOR GARAGE

(½" TO 1'-0)

ROOF PLAN

2-#5 TOP & BOT.

4-#5 TOP & BOT.

3-#5 TOP & BOT.

3-#5 TOP & BOT.

NOTES

1) TI-TYPE OF TILT-UP PANEL SEE DRW 325.
2) UNDER STRUCTURAL SLAB PROVIDE 8" VOID SEE SPECS.
3) ALL PIT DIMENSIONS TO BE VERIFIED.
4) ◇ TYPE OF SLAB REINFORCEMENT SEE DRW 321.
5) ALL FLEXCELL JOINTS SHALL BE SEALED WITH JOINT SEALANT.
6) ALL CATCH BASINS TO BE WATER-PROOFED WITH METALIC WATER-PROOFING.

B-14 FILE

RETURN TO CIVIC PROPERTIES BUILDING INVENTORY.

2 91 1

LICENSED TO PRACTICE IN THE PROVINCE OF MANITOBA. My Licence Expires 10 Jan. 1968

K. MOUNTAIN

2185-317

DATE	ISSUE NO.	REV. NO.	DESCRIPTION	DRAWN BY
25.11.69			As Built.	R.L.T.
27.6.69	5	3	REINFORCEMENT IN FLOOR CHANGED SEE S&G. 151	R.G.
7.6.68	4	2	BEAMS SIZE REVISED & DOOR OPENINGS ADDED	R.H.
21.5.68	3	1	REVISED PER ADDENDA 1 TO 5 - FOR CONSTRUCTION	R.H.
19 Jan 68	2		FOR TENDER	
20 Oct 67	1		FOR APPROVAL	

ISSUE OR REVISION

METROPOLITAN CORPORATION OF GREATER WINNIPEG
STREETS AND TRANSIT DIVISION

TRANSIT STORAGE AND SHOP FACILITIES

OVERHAUL & REPAIR SHOP

FOUNDATION PLAN

CONSULTING PROFESSIONAL ENGINEERS
A. D. MARGISON AND ASSOCIATES LIMITED
1155 LESLIE STREET, DON MILLS, ONTARIO

ARCHITECTS
Waiman Ross + Blankstein Coop Gillmor Hanna
10 DONALD STREET, WINNIPEG, MANITOBA

APPROVED
DEPUTY DIRECTOR OF STREETS AND TRANSIT

DRAWN BY RSH | DATE SEPT 67
CHECKED | SCALE 1/16" TO 1'-0"
FILE No. | DRAWING No. 2185-317 STRUCTURAL
SHEET No.

UNLESS NOTED

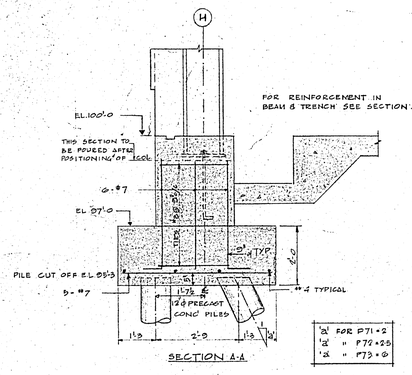

SECTION A-A

'a' FOR P71 = 2
'a' " P72 = 2.5
'a' " P73 = 0

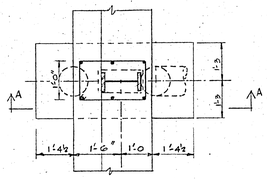

PLAN

TYPE P71 (AS NOTED) ~ 16 REQ'D.
TYPE P72 (") ~ 16 REQ'D.
TYPE P73 (") ~ 3 REQ'D.

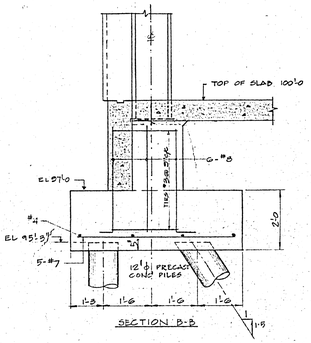

SECTION B-B

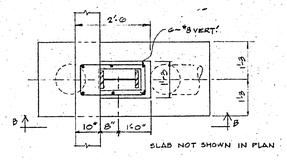

PLAN

TYPE P74 ~ 8 REQ'D.

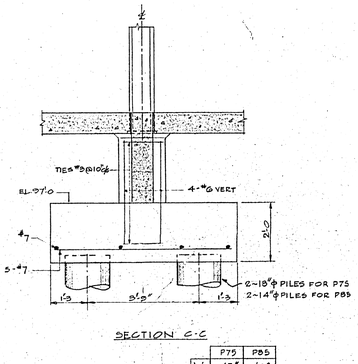

SECTION C-C

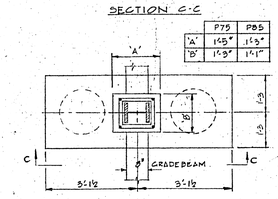

	P75	P85
'A'	1'-5"	1'-3"
'B'	1'-3"	1'-1"

PLAN

TYPE P75 ~ 17 REQ'D.
TYPE P85 ~ 8 REQ'D.

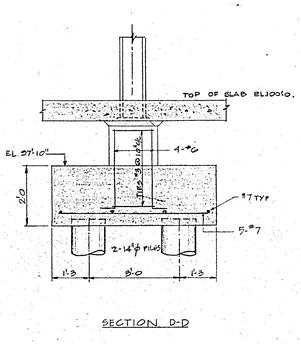

SECTION D-D

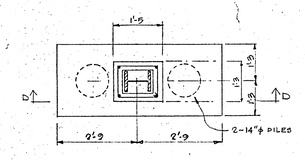

PLAN

TYPE P76 ~ 10 REQ'D.

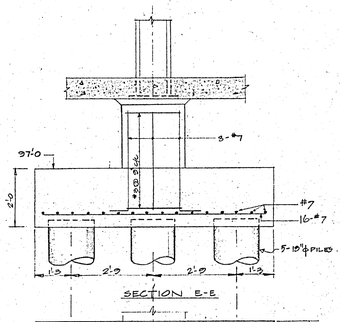

SECTION E-E

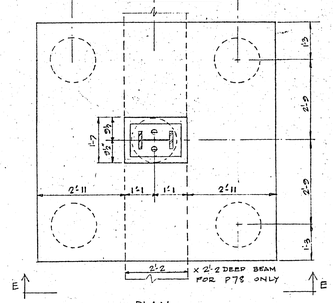

PLAN

TYPE P77 ~ 1 REQ'D.

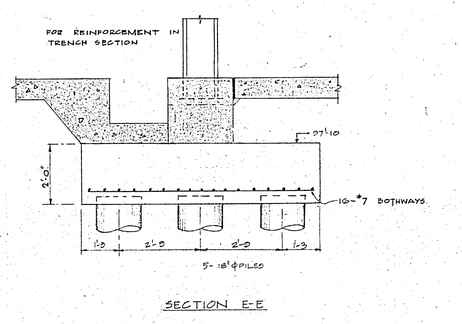

SECTION E-E

TYPE P78 ~ 14 REQ'D.

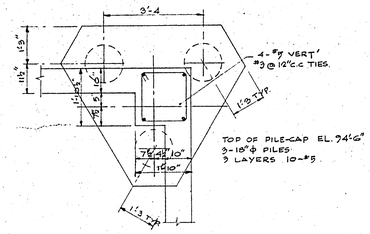

TYPE P28 ~ ONE REQ'D

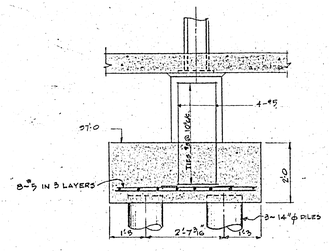

SECTION F-F

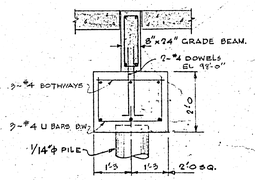

TYPE P80 ~ 13 REQ'D.

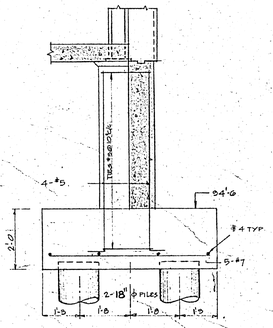

SECTION G-G

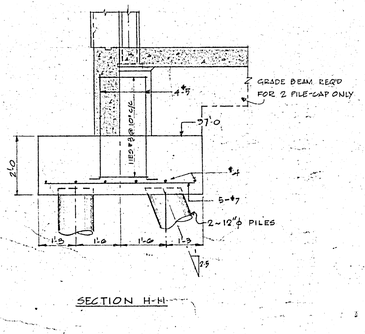

SECTION H-H

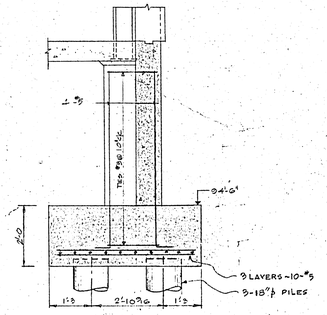

SECTION J-J

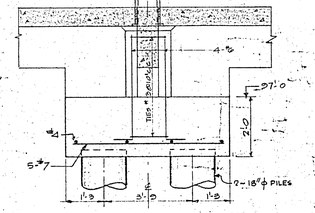

SECTION L-L

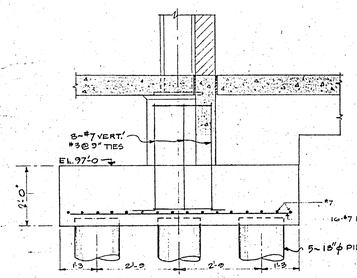

SECTION M-M

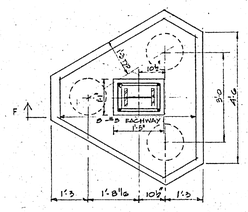

PLAN

TYPE P79 ~ 4 REQ'D.

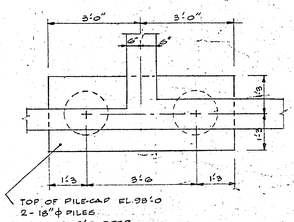

TYPE P100 ~ ONE REQ'D

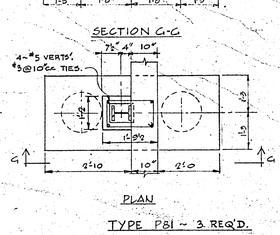

PLAN

TYPE P81 ~ 3 REQ'D.

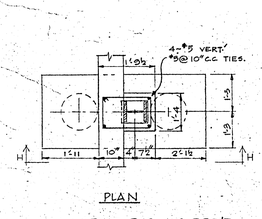

PLAN

TYPE P82 ~ 6 REQ'D.

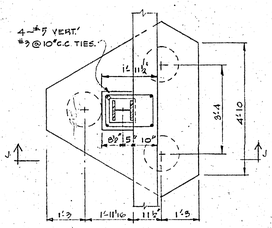

PLAN

TYPE P83 ~ 12 REQ'D.

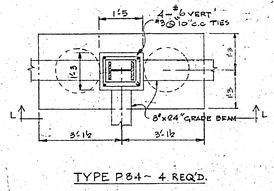

TYPE P84 ~ 4 REQ'D.

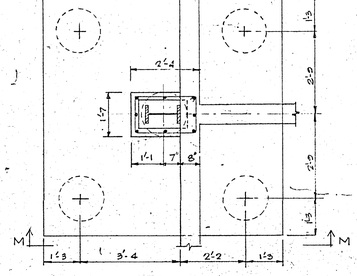

PLAN

TYPE P86 ~ 4 REQ'D.

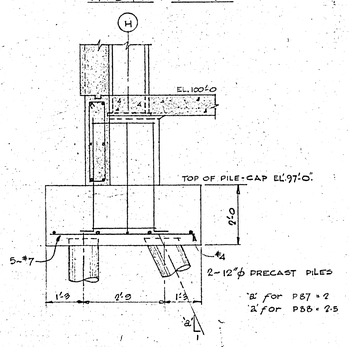

SECTION N-N

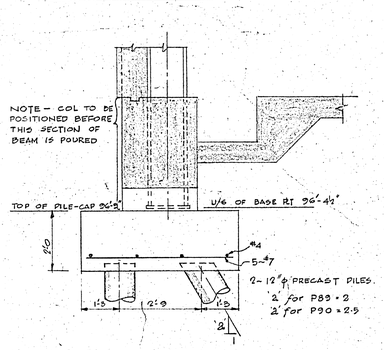

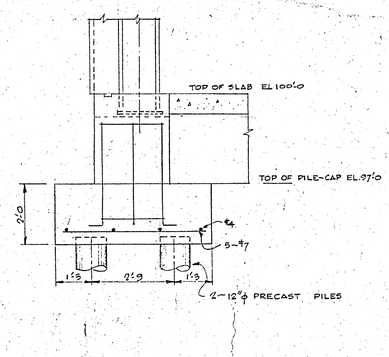

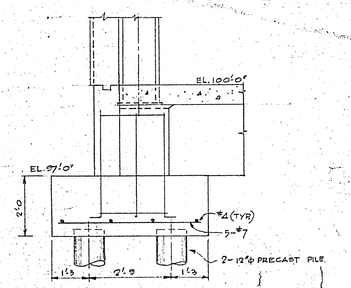

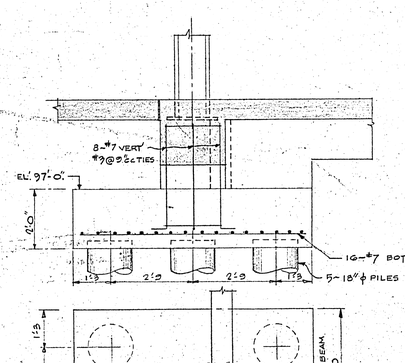

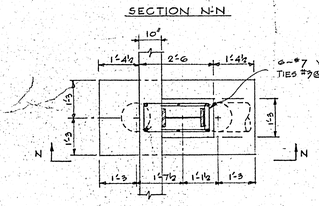

PLAN

TYPE P87 ~ ONE REQ'D
TYPE P88 ~ 2 REQ'D

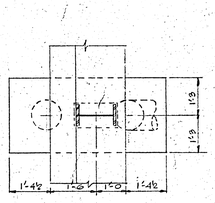

TYPE P89 ~ 3 REQ'D
TYPE P90 ~ 2 REQ'D

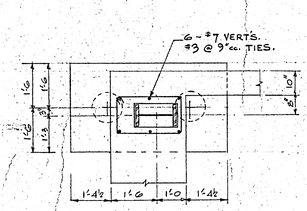

TYPE P91 ~ ONE REQ'D

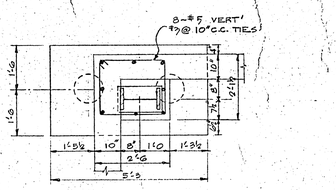

TYPE P92 ~ ONE REQ'D THUS
TYPE P94 ~ 2 REQ'D OPP HAND

TYPE P95 ~ ONE REQ'D

B-14
FILE
RETURN TO CIVIC FACILITIES BUILDING INVENTORY.
2 9 1 1

LICENSED TO PRACTICE IN THE PROVINCE OF MANITOBA
My Licence Expires 15 Jan. 1969

2185-319

K. MOUNTAIN
REGISTERED PROFESSIONAL ENGINEER PROVINCE OF ONTARIO

DATE	ISSUE NO.	REV. NO.	DESCRIPTION	DRAWN BY
15.11.67			AS BUILT.	R.L.T.
28.2.68	3		FOR CONSTRUCTION	RT
7 JAN 68	2		FOR TENDER	
20 OCT 67	1		FOR APPROVAL	

ISSUE OR REVISION

METROPOLITAN CORPORATION OF GREATER WINNIPEG
STREETS AND TRANSIT DIVISION

TRANSIT STORAGE AND SHOP FACILITIES

OVERHAUL & REPAIR SHOP

PILE CAP DETAILS

CONSULTING PROFESSIONAL ENGINEERS
A. D. MARGISON AND ASSOCIATES LIMITED
1155 LESLIE STREET, DON MILLS, ONTARIO

ARCHITECTS
Waisman Ross + Blankstein Coop Gillmor Hanna
10 DONALD STREET, WINNIPEG, MANITOBA

APPROVED
DEPUTY DIRECTOR OF STREETS AND TRANSIT

DRAWN BY RSH
CHECKED
FILE No.
SHEET No.
DATE AUG 67
SCALE 1/2" TO 1'-0"
DRAWING No. 2185-319 STRUCTURAL

N.W.C.L. TRANSTEX 13 400-8-68

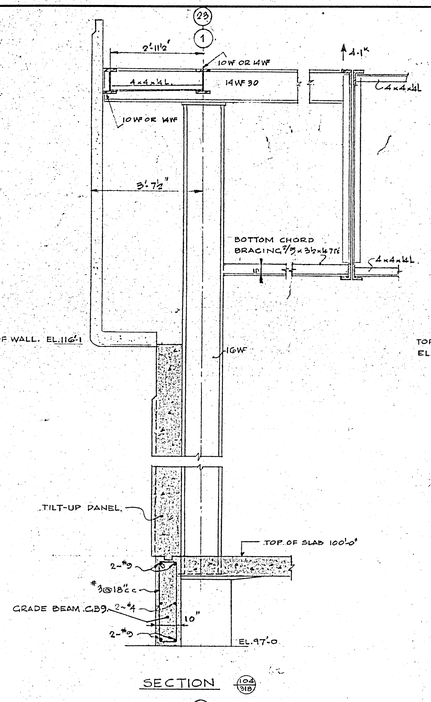

SECTION (104/318)

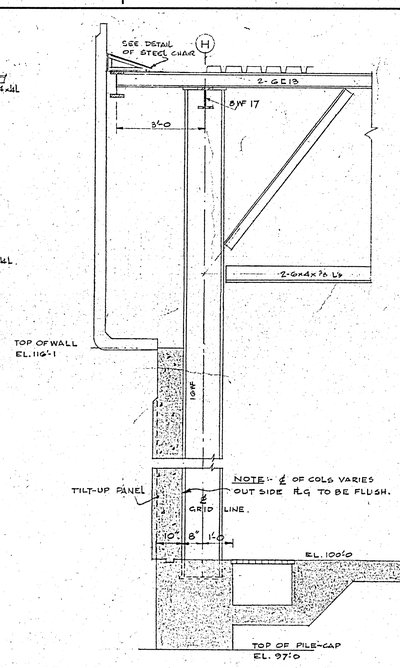

SECTION (107/318)

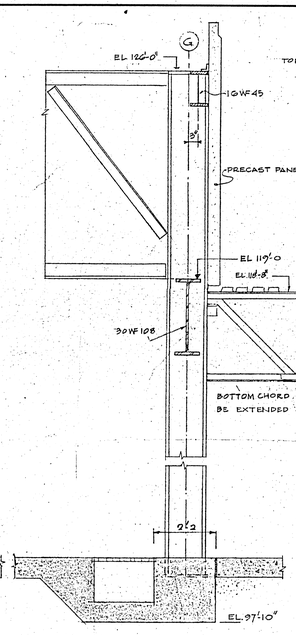

SECTION (105/318)

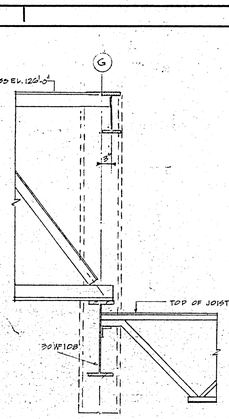

SECTION (103/318)

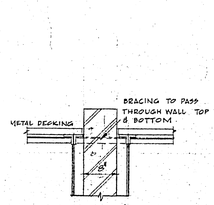

SECTION (104/318)

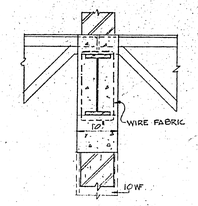

SECTION (106/318)

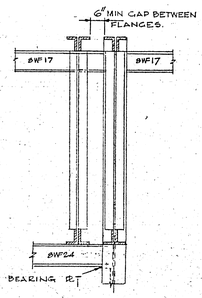

SECTION (100/318)

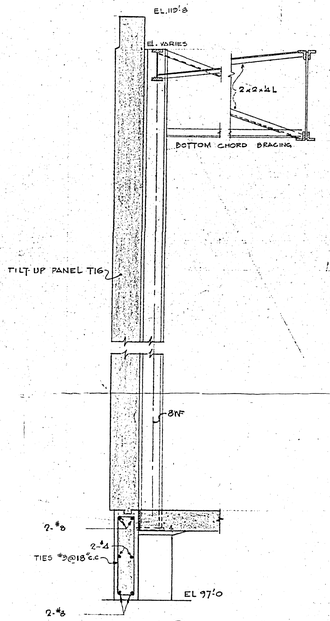

SECTION (112/318)

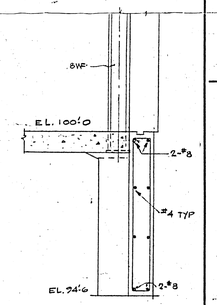

SECTION (118/318)

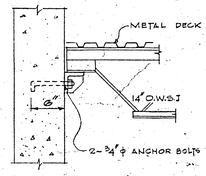

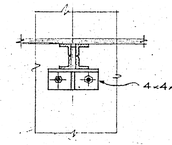

TYP' DETAIL OF SEATING FOR 14" O.W.S.J. AT CONC' WALL (1" TO 1'-0")

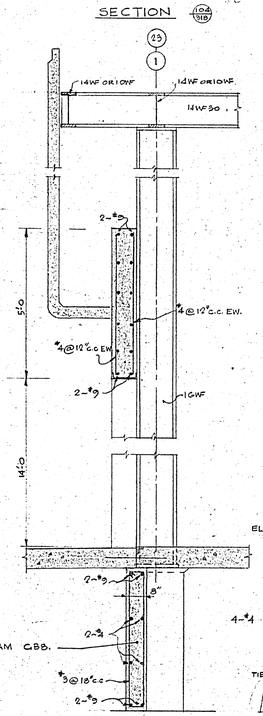

SECTION (107/318)

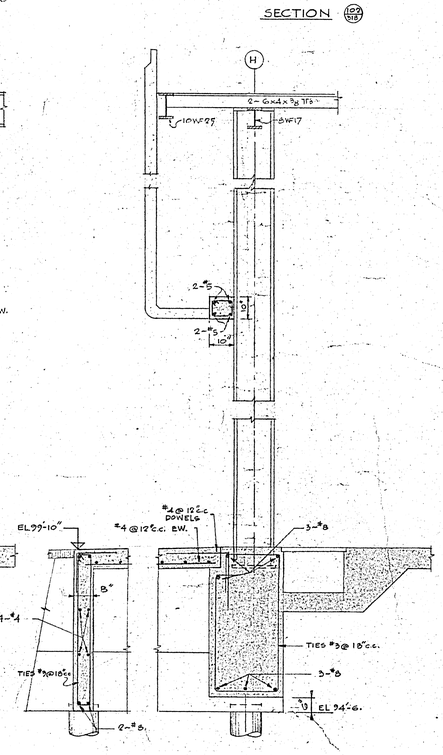

SECTION (108/318)

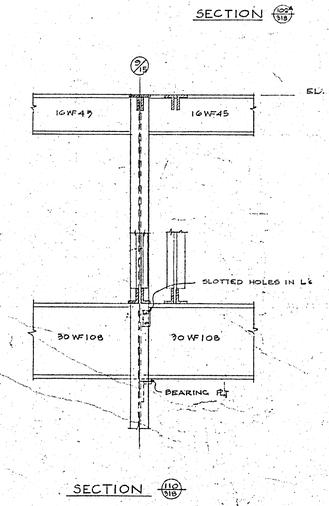

SECTION (110/318)

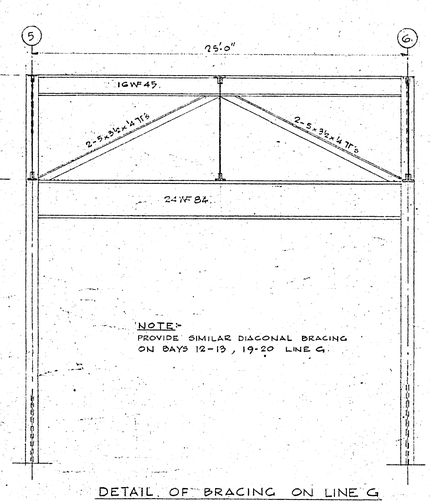

DETAIL OF BRACING ON LINE G



PLAN SECTION

DETAIL (102/318)

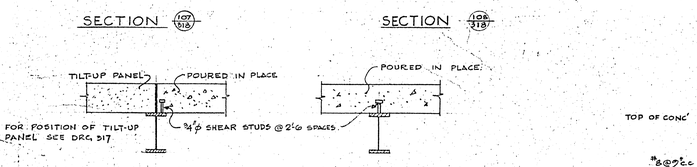

DETAIL FOR COL'S G61, D3, D4, D17, D17a & C5.

DETAIL FOR COL'S G-23, G61, D5, D16 C2, C3, C4 & C9.

SECTION A-A

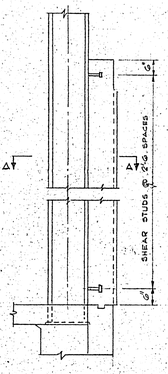

DETAIL OF SHEAR STUDS

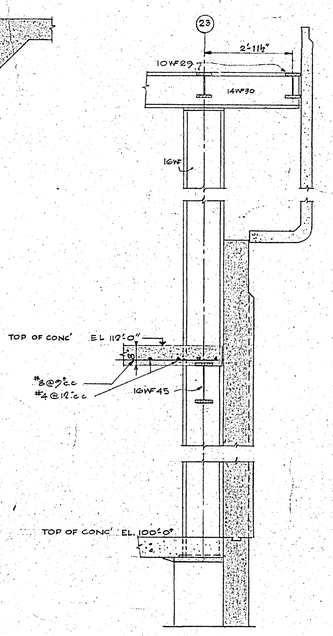

SECTION (111/318)

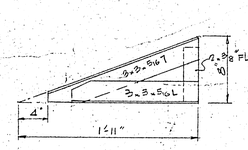

STEEL CHAIR REQ'D AT LINES H & G

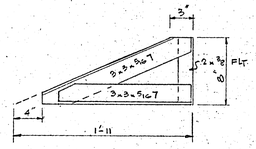

STEEL CHAIR REQ'D AT CONTROL JOINT

DETAIL OF STEEL CHAIRS 1½"=1'-0"

BEARING SCHEDULE

LOCATION	LOADING			BEARING	
	D.L	L.L	T.L	BOTTOM PLT	TOP PLT
H3, H13 (LOW)	10K	16K	26K	5"x6"x⅜"	7"x7"x⅛"
H3, H13 (HIGH)	NOMINAL			4"x6"x⅜"	6"x6"x⅛"
G3, G13 (LOW)	33K	46K	79K	8"x9"x½"	10"x10"x⅛"
G3, G13 (HIGH)	10K	-	10K	4"x5"x⅜"	6"x6"x⅛"
F3, F13	12K	29K	37K	5"x6"x⅜"	7"x7"x⅛"
E3, E13	11K	29K	34K	5"x5"x⅜"	7"x7"x⅛"
D3, D13	7K	10K	17K	4"x5"x⅜"	6"x6"x⅛"

FOR DETAIL SEE DRW 502.

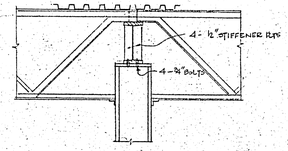

TYPICAL DETAIL FOR ALL INTERIOR COLS EXCEPT FOR LINE G

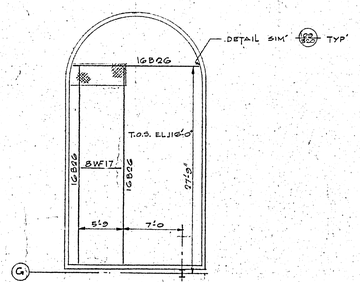

DETAIL OF STEEL FRAMING FOR DUCT WORK- ½" TO 1'-0"

B-14 FILE
RETURN TO CITY PLANNING BUILDING INVENTORY:
2 | 91 | 1

LICENSED TO PRACTICE IN THE PROVINCE OF MANITOBA
MAY BECOMES EXPIRES 31st DEC 1995

2185-320

K. MOUNTAIN — REGISTERED PROFESSIONAL ENGINEER — PROVINCE OF ONTARIO

DATE	ISSUE NO.	REV. NO.	DESCRIPTION	DRAWN BY
25.11.69			AS BUILT	R.L.J.
29.5.68	3		FOR CONSTRUCTION	RJ
10 JAN 68	2		FOR TENDER	
20 OCT 67	1		FOR APPROVAL	

ISSUE OR REVISION

METROPOLITAN CORPORATION OF GREATER WINNIPEG
STREETS AND TRANSIT DIVISION

TRANSIT STORAGE AND SHOP FACILITIES

OVERHAUL & REPAIR SHOP

SECTIONS & DETAILS

CONSULTING PROFESSIONAL ENGINEERS
A. D. MARGISON AND ASSOCIATES LIMITED
1155 LESLIE STREET, DON MILLS, ONTARIO

ARCHITECTS
Waisman Ross + Blankstein Coop Gillmor Hanna
10 DONALD STREET, WINNIPEG, MANITOBA

APPROVED
DEPUTY DIRECTOR OF STREETS AND TRANSIT

DRAWN BY RJ | DATE SEPT. 67
CHECKED | SCALE ½" TO 1'-0"
FILE No. | DRAWING No. 2185-320 STRUCTURAL
SHEET No.

W.C.L. TRANSTEX 13 400-8-68

TYPE 'Aa'

TYPE 'Dd'

TYPE 'Bb'

TYPE 'Cc'

SECTION 'A-A'

SECTION 'B-B'

SECTION 'C-C'

B-1

PART PLAN OF FLOOR SLAB — SCALE: 1/8" TO 1'-0"

SECTION THRU ℄ (BUS HOIST)

SECTION 'D-D'

SECTION 'E-E'

B-2

SECTION 'F-F'

SECTION 'P-P'

SECTION Y-Y

PLAN (BUS HOIST)

SECTION 'G-G'

DETAIL 'X'

TYPE 'A'

TYPE 'B'

TYPE 'C'

TYPE 'C'

— PART PLAN OF FLOOR SLAB —

SCALE: 1/8" TO 1'-0"

SECTION 'H-H'

SECTION THRU ℄ (BUS SERVICE PIT)

PLAN (TWO POST TRUCK HOIST)

PLAN (SINGLE POST CAR HOIST)

PLAN (INTERCEPTOR PIT)

SECTION 'N-N'

SECTION 'J-J'

SECTION THRU ℄ (CAR SERVICE PIT)

SECTION 'K-K'

SECTION 'L-L'

SECTION 'M-M'

TYPICAL 30'ϕ PILE

NOTE

1. ALL PILES CAST IN PLACE.
2. FOR DETAILS OF PILES ALONG LINES 'G' & 'H' — SEE PILE CAP DETAILS.

2185 – 321

DATE	ISSUE No.	REV. No.	DESCRIPTION	DRAWN BY
27.10.61	6	3	TWO POST TRUCK HOIST REVISED TO SUIT CONTRACTOR.	R.S.H.
24.10.58	5	2	BUS HOIST PIT LENGTH REVISED.	E.R.
27.3.58	4	1	Dept. Revised To Suit Bus Hoist Shop Dwgs.	R.S.H.
21.5.56	3		FOR CONSTRUCTION	
13.JAN.56	2		FOR TENDER	
20.OCT.55	1		FOR APPROVAL	

ISSUE OR REVISION

METROPOLITAN CORPORATION OF GREATER WINNIPEG
STREETS AND TRANSIT DIVISION

TRANSIT STORAGE AND SHOP FACILITIES

OVERHAUL & REPAIR SHOP

SLAB REINFORCING & HOIST PIT DETAILS

CONSULTING PROFESSIONAL ENGINEERS
A. D. MARGISON AND ASSOCIATES LIMITED
1518 LESLIE STREET, DON MILLS, ONTARIO

ARCHITECTS
Waisman Ross • Blankstein Coop Gillmor Hanna
10 DONALD STREET, WINNIPEG, MANITOBA

APPROVED — DEPUTY DIRECTOR OF STREETS AND TRANSIT

DRAWN BY R.R. — CHECKED — FILE No. — SHEET No.

DATE SEPT. 57 — SCALE 3/8" TO 1'-0" UNLESS NOTED — DRAWING No. 2185 – 321 STRUCTURAL

AS BUILT 25/11/59

PART PLAN OF FLOOR SLAB — SCALE: 1/8" TO 1'-0"

SECTION A-A

SECTION B-B

SECTION C-C

SECTION THRU ℄ (BUS HOIST)

SECTION D-D

SECTION E-E

SECTION F-F

SECTION P-P

SECTION Y-Y

PLAN (BUS HOIST)

SECTION G-G

DETAIL 'X'

TYPICAL 30'ϕ PILE.

PART PLAN — 1/8" TO 1'-0"

SECTION J-J

SECTION THRU ℄ (CAR SERVICE PIT)

SECTION K-K

SECTION L-L

SECTION H-H

SECTION THRU ℄ (BUS SERVICE PIT)

PLAN (INTERCEPTOR PIT)

PLAN (TWO POST TRUCK HOIST)

PLAN (SINGLE POST CAR HOIST)

SECTION N-N

SECTION M-M

NOTE.
1. ALL PILES CAST IN PLACE.
2. FOR DETAILS OF PILES ALONG LINES 'G' & 'H' - SEE PILE CAP DETAILS.

DATE	ISSUE NO.	REV. NO.	DESCRIPTION	DRAWN BY
27.10.66	6	2	TWO POST TRUCK HOIST REVISED TO SUIT CONTRACTOR	R.H.
24.10.66	5	2	BUS HOIST PIT LENGTH REVISED.	R.H.
27.9.66	4	1	DET. REVISED TO SUIT BUS HOIST SHOP DRGS.	E.R.
21.5.66	3		FOR CONSTRUCTION	R.H.
18.11.65	2		FOR TENDER	
20.OCT.65	1		FOR APPROVAL	

ISSUE OR REVISION

METROPOLITAN CORPORATION OF GREATER WINNIPEG
STREETS AND TRANSIT DIVISION

TRANSIT STORAGE AND SHOP FACILITIES

OVERHAUL & REPAIR SHOP

SLAB REINFORCING & HOIST PIT DETAILS

CONSULTING PROFESSIONAL ENGINEERS
A. D. MARGISON AND ASSOCIATES LIMITED
1155 LESLIE STREET, DON MILLS, ONTARIO

ARCHITECTS
Waisman Ross • Blankstein Coop Gillmor Hanna
10 DONALD STREET, WINNIPEG, MANITOBA

APPROVED
DEPUTY DIRECTOR OF STREETS AND TRANSIT

DRAWN BY E.B. | DATE Sept 67
CHECKED | SCALE 3/8" TO 1" UNLESS NOTED
FILE No. | DRAWING No. 2185-321
SHEET No. | STRUCTURAL

2185-321

COLUMN SCHEDULE – OVERHAUL & REPAIR SHOP & WAYS & STREETS BUILDING

ANCHOR BOLTS TO HAVE 24 DIAMETERS EMBEDMENT PLUS 3" HOOK

COL Nos	H-1, 1a, 2a, 2a1, 2a2, 2a3, 17a, 18a, 19a, 20a, 21a, 22, 22a, 23, C1, C23.	H-2, 3, 4, 5, 6, 7, 17, 18, 19, 20, 21.	H-8-16 INCL. H-8a-13a INCL. H 7a 16a.	G 2, 8, 9, 10, 11, 12, 13, 14, 15, 16, 22	G 3, 4, 5, 6, 7, 17, 21.	G 18, 19, 20	F 18, 19, 20, 21	E-10, 16, F-10, 16	E 17, F 17	D 16, E-8, 11, 12, 13, 14, F-8, 11, 12, 13, 14	E 9, 15, F 9, 15	D-3, 4, 5, 6, 7, 8, 10, 11, 12, 13, 14, G 23	E 3, 4, 5, 6, 7, F 3, 4, 5, 6, 7	D-1, 2, 8, 9, 10, 19, 20, 21.	E-D, Db, Dd, E Eb, F, Fa.	1-Ga, Gb, Gc, 23-Ga, Gb, Gc	1-Gd, Ge, Gf, 23-Gd, Ge, Gf	Fa, 3, 4, 5, 6, Fb, 3, 4, 5, 6.	17Dc, 17D, 20. 19D.	22 Dc, D2, E3, F, F3, FD, 17AD.
EL. 120'-0"	1'-5" FOR H1, 1a, C1, C23	3'	3'	3'	3'	3'										LEVEL VARIES BETWEEN 120'-10 TO 120'-8"				
EL VARIES EL 118'-0 – EL 116'-8	16WF40	16WF40 FOR H7a, H7a	16WF36 FOR H13.	16WF36	14WF53 14WF55 FOR G12	14WF74	12WF50 FOR F18, F20	10WF33 FOR E16,	10WF33	10WF33	8WF21	10WF33	10WF33	10WF33 FOR LINE B	10WF33 FOR LINE E	10WF33	16WF31	8WF24	10WF33	8WF21 FOR 22Fa, 17AD.
TOP OF SLAB LEVEL 100'-0	2'-0"						13WF50	10WF33	10WF45	10WF33				10WF33	10WF33					
GROUT TYP	1½																			
BASE PLT A" x C" x D"	2-3/4 x 17" RT.	2-3/4 x 17" RT	2-3/4 x 17" RT	1-3/4 x 20" RT	1-3/4 x 20" RT	1-3/4 x 20" RT	1-3/4 x 14" RT	2-3/4 x 11" RT	2-3/4 x 11" RT	2-3/4 x 11" RT	2-3/4 x 11" RT	2-3/4 x 11" RT	2-3/4 x 11" RT	2-3/4 x 11" RT	2-3/4 x 9" RT	2-3/4 x 17" RT		7-1/2 x 9" RT.	2-3/4 x 11" RT	7-1/2 x 9" PL FOR 8WF24 & 5-1/2 x 9" RT FOR 8WF21
ANCHOR BOLTS	2 – 1" ϕ (A325)	2 – 1½" ϕ (A325)	2 – 7/8" ϕ	2 – 7/8" ϕ	2 – 7/8" ϕ	2 – 7/8" ϕ	2 – 3/4" ϕ	2 – 3/4" ϕ	2 – 3/4" ϕ	2 – 3/4" ϕ	2 – 3/4" ϕ	2 – 3/4" ϕ	2 – 3/4" ϕ	2 – 3/4" ϕ	2 – 1¼" ϕ	2 – 1" ϕ	2 – 1½" ϕ	2 – 3/4" ϕ	2 – 3/4" ϕ	2 – 3/4" ϕ

	1K 1Y, 2X 2Y, 5X	C-3, 4, 5, 6, 7, 8	C2 C1 C9	A5, 6, 7, 8 A4.	B3, 4, 5, 6, 7, 8	D-3a, 4, 5, Db Bc, 1-Da Bb	9B.	Ca 5, 6, 7, 8 Cb 5, 6, 7, 8
EL VARIES EL 118'-0 – EL 116'-8	8WF31	8WF31 CL'S C-D	8WF31 CL'S C-D	8WF31 FOR 4A ONLY	8WF31	8WF31 FOR 3Db, 3Dc	8WF31	8WF31 FOR Ca 5, 6, 7, 8
100'-0"	1'-0"	1'-0"	1'-0"	1'-0"	1'-0"	1'-0"	1'-0"	5" FOR Ca 5, 6, 7, 8
12" GROUT								
BASE PLT	2-3/4 x 10 RT	2-3/4 x 9 RT	2-3/4 x 9 RT	2-3/4 x 10 RT	2-3/4 x 12 RT	2-3/4 x 9 RT	2-3/4 x 10 RT	2-3/4 x 10 RT
ANCHOR BOLTS	2 – 3/4" ϕ	2 – 3/4" ϕ	2 – 3/4" ϕ	2 – 3/4" ϕ	2 – 3/4" ϕ	2 – 3/4" ϕ	2 – 3/4" ϕ	2 – 3/4" ϕ

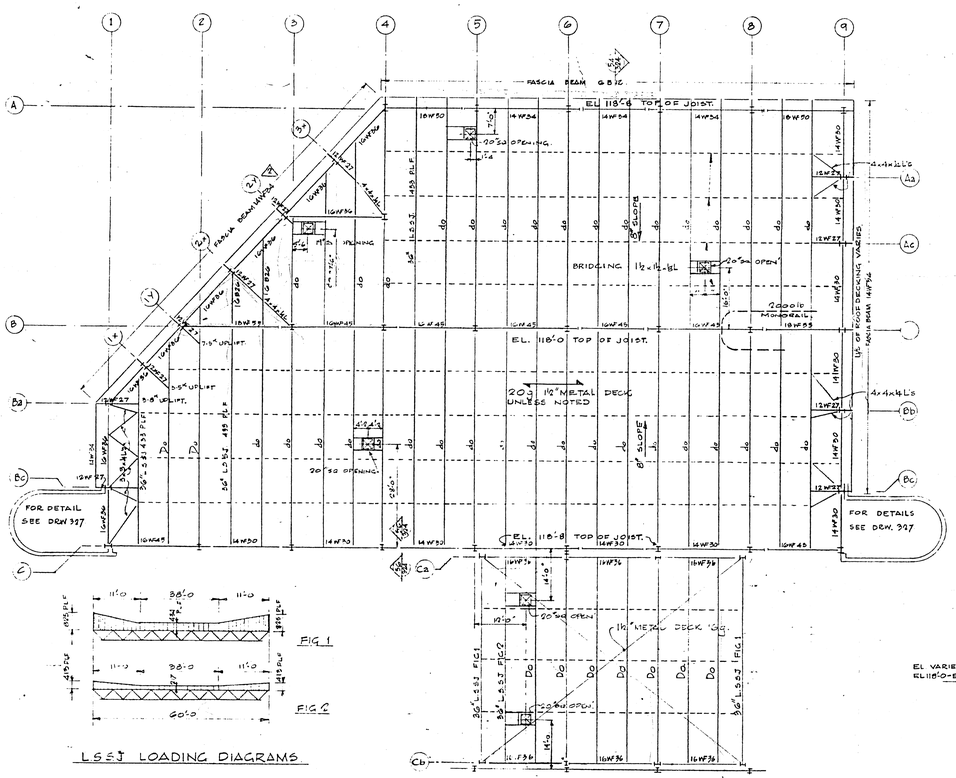

STEEL ROOF FRAMING PLAN 1/8" TO 1'-0"

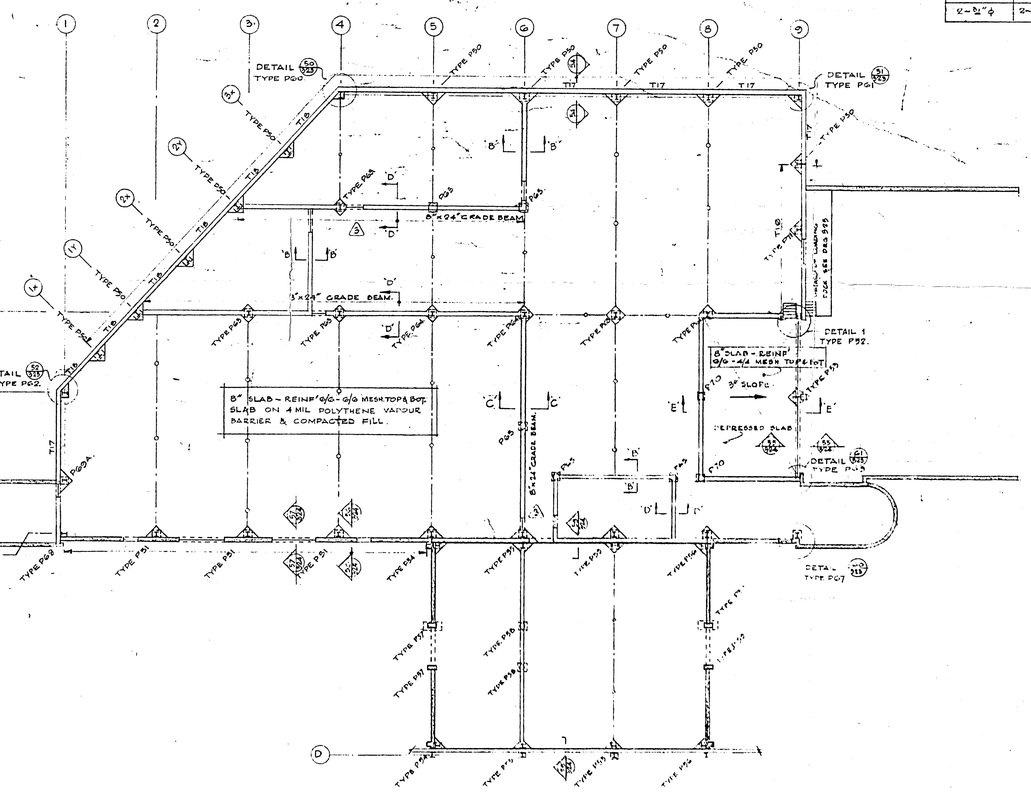

FOUNDATION PLAN 1/8" TO 1'-0"

WAYS & STREET FACILITIES BUILDING

L S S J LOADING DIAGRAMS



TYPICAL BASE PLT DETAIL

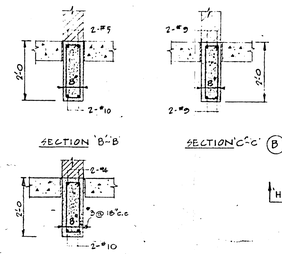

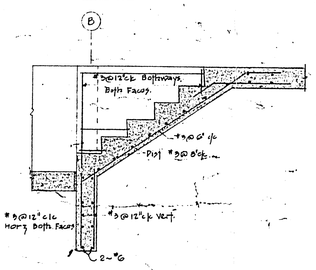

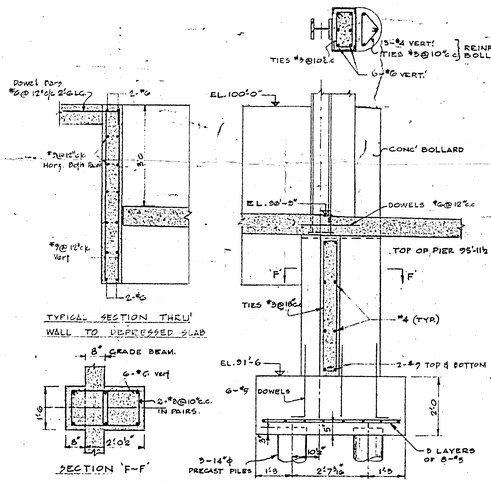

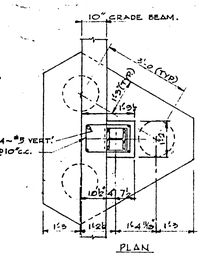

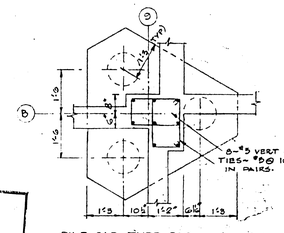

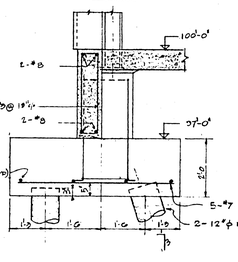

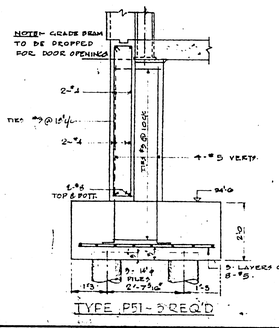

B-14 FILE
RETURN TO CIVIC PROPERTIES BUILDING INVENTORY.
2 91 1

2185-322

LICENSED TO PRACTICE IN THE PROVINCE OF MANITOBA
My Licence Expires, 10 Jan. 1968

REGISTERED PROFESSIONAL ENGINEER – K. MOUNTAIN – PROVINCE OF ONTARIO

DATE	ISSUE No.	REV. No.	DESCRIPTION	DRAWN BY
25-11-69			AS BUILT.	R.L.J.
7.6.68	5	5	DOOR OPENINGS ADDED	R.L.
11.4.68	4	4	FASCIA BEAM G 8 12 REVISED TO 14WF34	R.L.
2.9.68	3	1	REVISED PER ADDENDA 1-3 – FOR CONSTRUCTION	K.M.
10.24.68	2		FOR TENDER	
20.6.67	1		FOR APPROVAL	

ISSUE OR REVISION

METROPOLITAN CORPORATION OF GREATER WINNIPEG
STREETS AND TRANSIT DIVISION

TRANSIT STORAGE AND SHOP FACILITIES

WAYS & STREETS FACILITIES BUILDING

FOUNDATION PLAN & ROOF FRAMING PLAN – COLUMN SCHEDULE

CONSULTING PROFESSIONAL ENGINEERS
A. D. MARGISON AND ASSOCIATES LIMITED
1155 LESLIE STREET, DON MILLS, ONTARIO

ARCHITECTS
Waisman Ross • Blankstein Coop Gillmor Hanna
10 DONALD STREET, WINNIPEG, MANITOBA

APPROVED
DEPUTY DIRECTOR OF STREETS AND TRANSIT

DRAWN BY: RJH
CHECKED: K.M.
FILE No.
SHEET No.
DATE: SEPT 67
SCALE: 1/8" TO 1'-0"
DRAWING No. 2185-322 STRUCTURAL

M.W.C.L. TRANSTECH 11 420-648

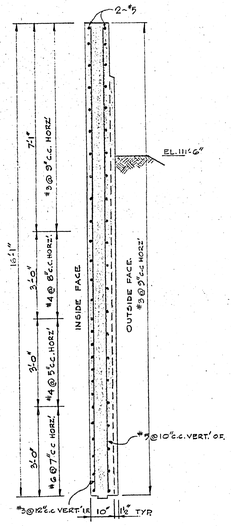

TYPE T10

10 REQ'D 25'-0 Lg.
2 REQ'D 12'-6 Lg

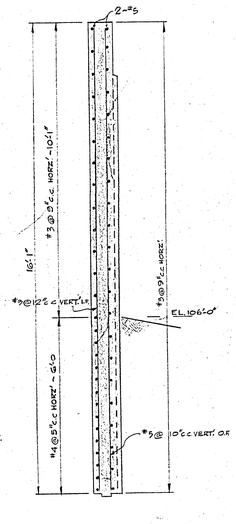

TYPE T12

8 REQ'D 25'-0 Lg.

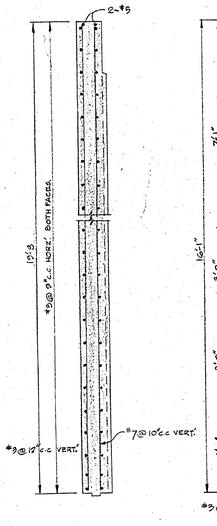

TYPE T13

4 REQ'D 23'-4" Lg.
8 REQ'D 25'-0 Lg.

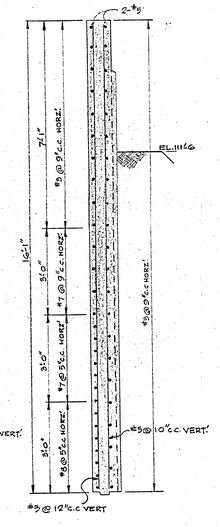

TYPE T14

4 REQ'D 20'-0 Lg.
2 REQ'D 17'-6 Lg.

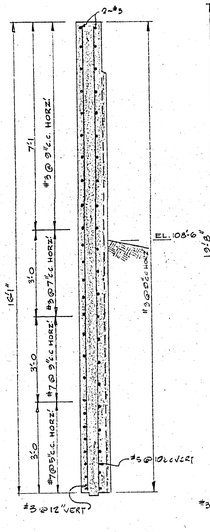

TYPE T15

4 REQ'D 20'-0 Lg.

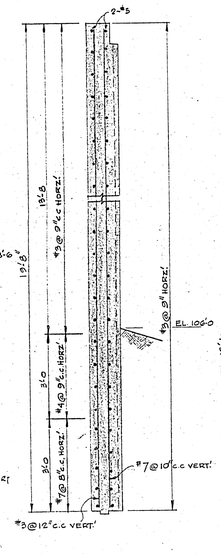

TYPE T16

2 REQ'D 15'-0 Lg
2 REQ'D 20'-0 Lg
1 REQ'D 23'-4" Lg

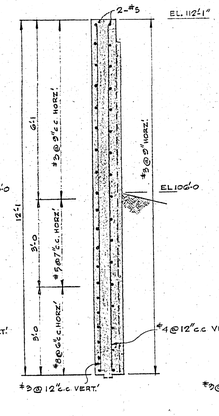

TYPE T17

5 REQ'D 25'-0 Lg
1 REQ'D 18'-0 Lg.
1 REQ'D 24'-0 Lg

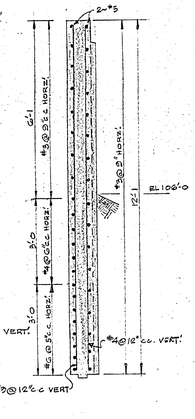

TYPE T18

VARYING LENGTHS
SEE PLAN - WAYS & STREETS.

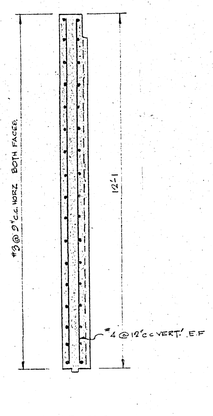

TYPE T19

ONE REQ'D 18'-0" LG
ONE REQ'D 25'-3" LG

TILT-UP PANELS

FOR DETAILS OF SHEAR KEY & JOINTING SEE DRG 308.

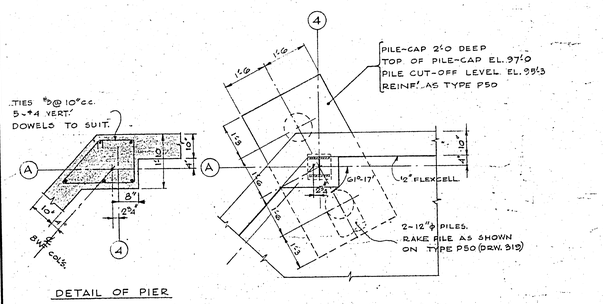

DETAIL OF PIER

PILE-CAP TYPE PG0 - ONE REQ'D

DETAIL (50/313)

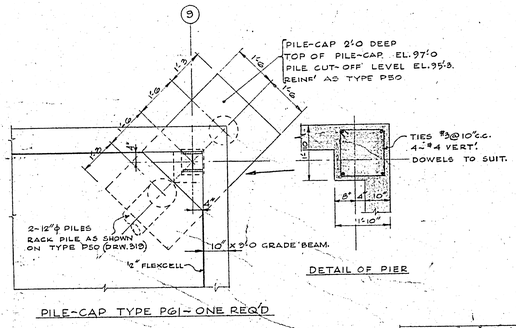

DETAIL OF PIER

PILE-CAP TYPE PG1 - ONE REQ'D

DETAIL (51/313)

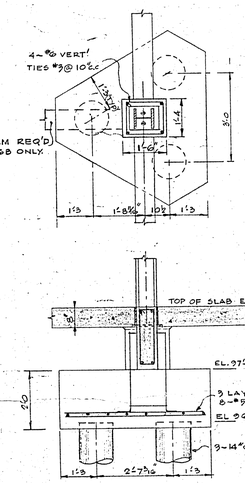

PILE-CAP TYPE PG4 - 2 REQ'D

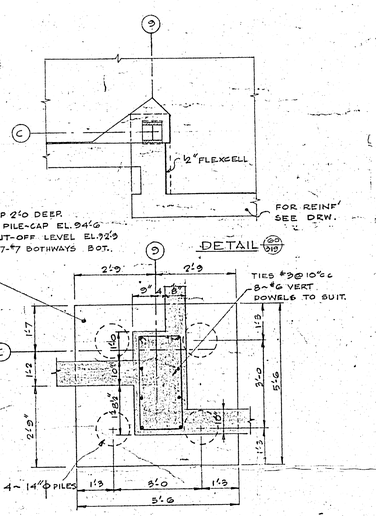

PILE-CAP TYPE PG7 - ONE REQ'D.

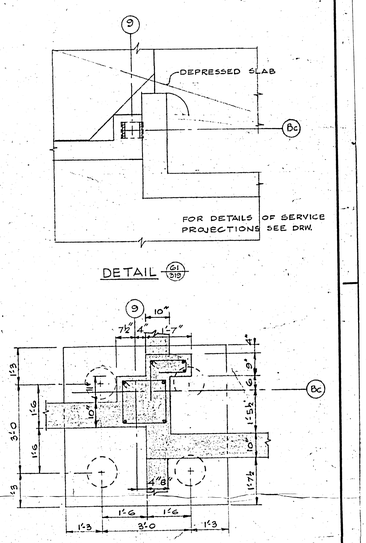

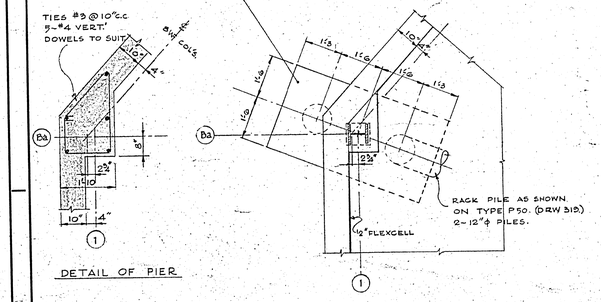

DETAIL OF PIER

PILE-CAP TYPE PG2 - ONE REQ'D

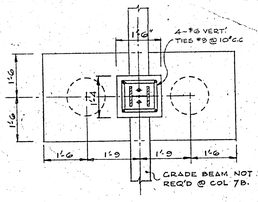

PILE-CAP TYPE PG5 - REQ'D

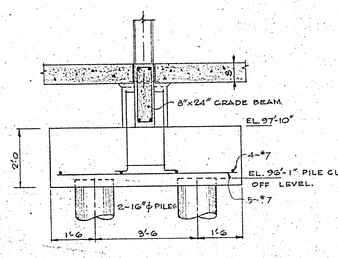

PILE-CAP TYPE PG3 - 3 REQ'D

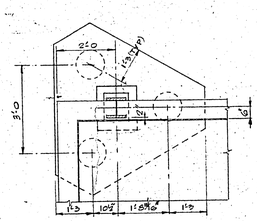

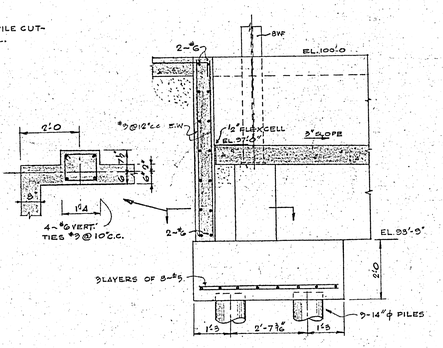

PILE-CAP TYPE PG6 - ONE REQ'D

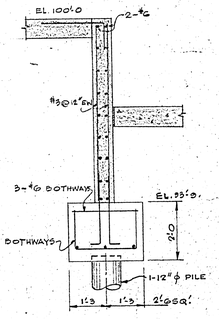

PILE-CAP TYPE P70 - 2 REQ'D

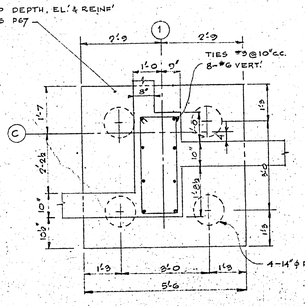

TYPE P68 - ONE REQ'D

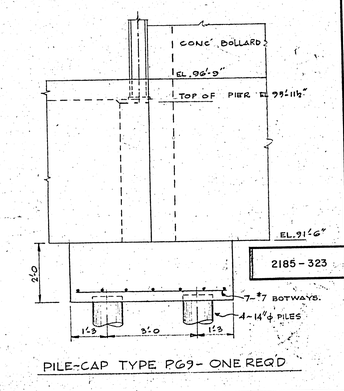

PILE-CAP TYPE PG9 - ONE REQ'D

2185 - 323

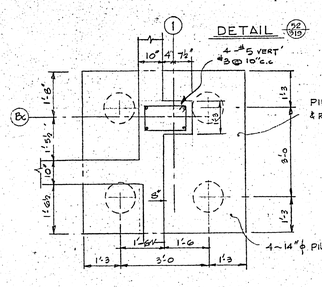

PILE-CAP TYPE PG9A - ONE REQ'D

25-11-69			AS BUILT.	R.H.F.
29.3.68	3	1	REVISED PER ADDENDA 1 TO 5 - FOR CONSTRUCTION	R.H.F.
15 JAN 68	2		FOR TENDER	
20 OCT 67	1		FOR APPROVAL	
DATE	ISSUE No.	REV. No.	DESCRIPTION	DRAWN BY

ISSUE OR REVISION

METROPOLITAN CORPORATION OF GREATER WINNIPEG
STREETS AND TRANSIT DIVISION

TRANSIT STORAGE AND SHOP FACILITIES

WAYS & STREETS FACILITIES BUILDING

TILT-UP PANELS & PILE-CAP DETAILS

LICENSED TO PRACTICE IN THE PROVINCE OF MANITOBA
My Licence Expires 10 Jan. 1968

K. MOUNTAIN — REGISTERED PROFESSIONAL ENGINEER — PROVINCE OF ONTARIO

CONSULTING PROFESSIONAL ENGINEERS
A. D. MARGISON AND ASSOCIATES LIMITED
1155 LESLIE STREET, DON MILLS, ONTARIO

ARCHITECTS
Waisman Ross • Blankstein Coop Gillmor Hanna
10 DONALD STREET, WINNIPEG, MANITOBA

APPROVED
DEPUTY DIRECTOR OF STREETS AND TRANSIT

DRAWN BY: R.S.H. — DATE: SEPT 67
CHECKED: K.M. — SCALE: ½" TO 1'-0"
FILE No.
SHEET No.
DRAWING No. 2185 - 323 STRUCTURAL

N.W.C.L. TRANSTEX 15 400-8-66

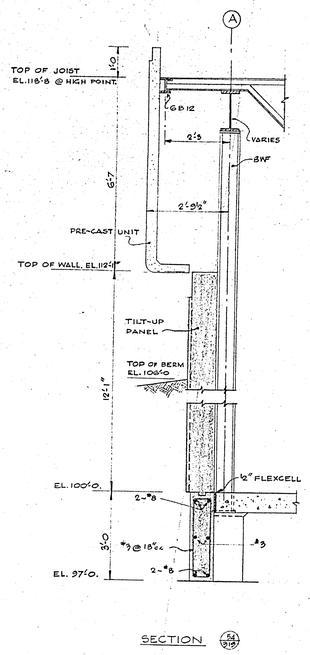

SECTION (54/S19)

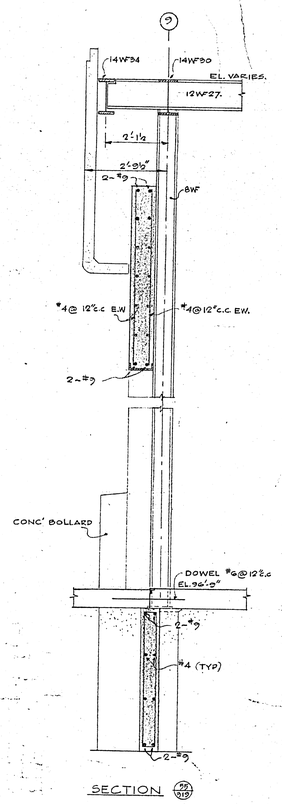

SECTION (57/S19)

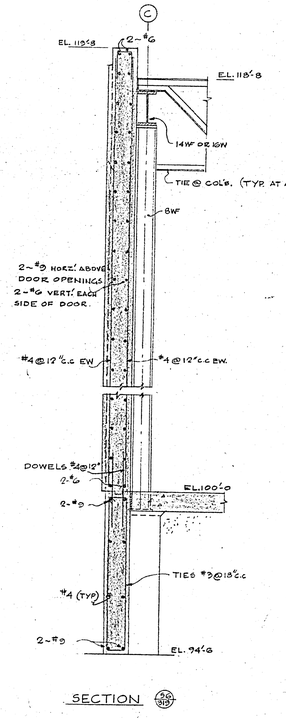

SECTION (56/S19)

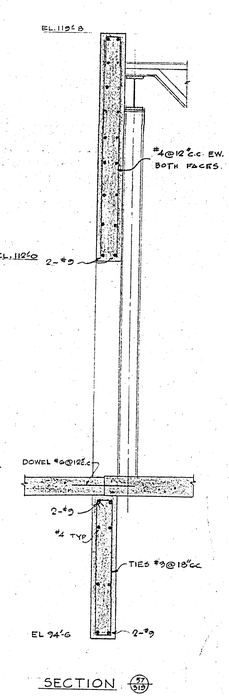

SECTION (57/S19)

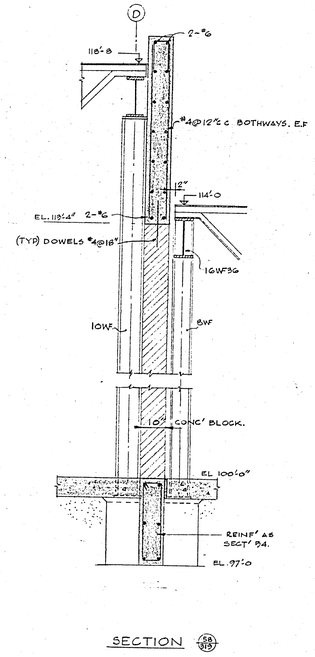

SECTION (58/S19)

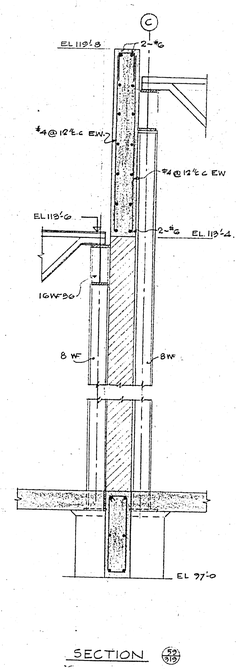

SECTION (58/S19)

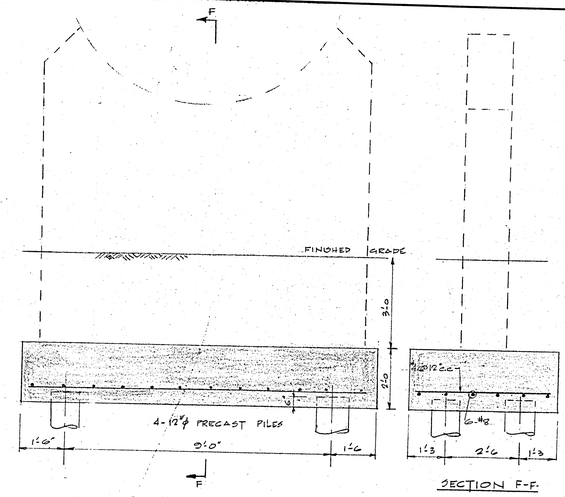

SECTION F-F.

2 REQ'D - SPACING OF FOOTINGS BY PROPANE STORAGE TANK SUPPLIER

FOUNDATION FOR PROPANE STORAGE TANK.

SECTIONS~ WAYS & STREETS FACILITIES BUILDING ½"=1'-0.



SECTION THROUGH ELECTRICAL ROOM R103



SECTION THROUGH SECURITY RM104, R105 & R106

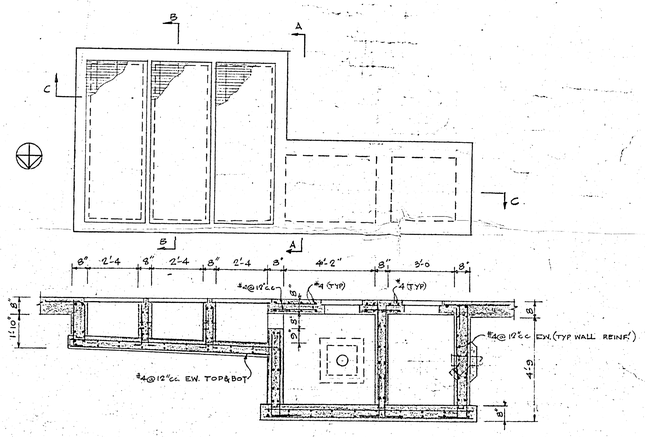

SECTION C-C

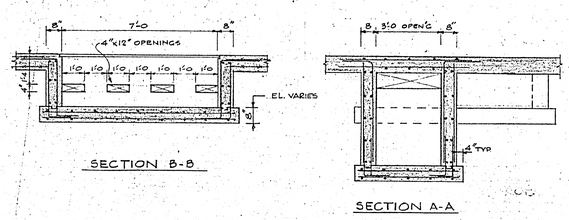

SECTION B-B

SECTION A-A

— DETAIL OF PARTS CLEANING PIT —
3/8" TO 1'-0"

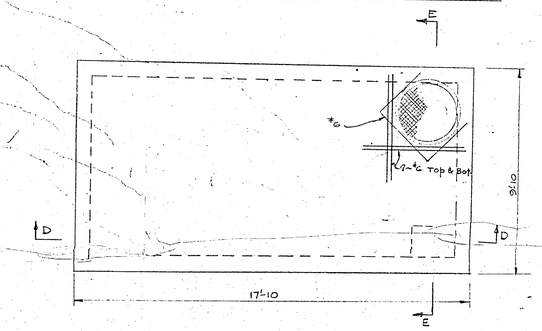

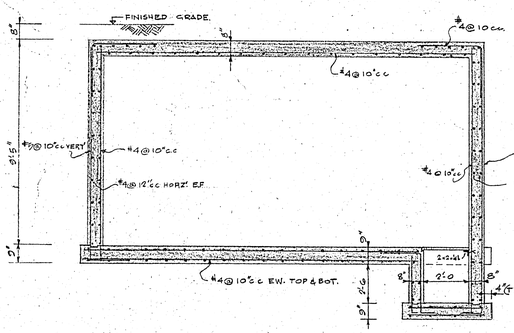

SECTION D-D

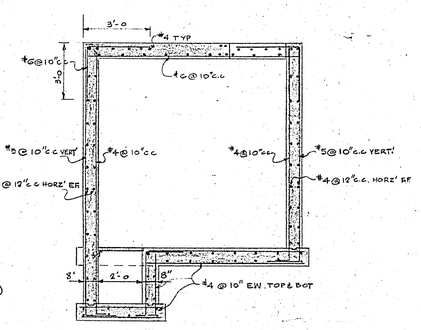

SECTION E-E

~DETAIL OF WASTE OIL DISPOSAL PIT~
3/8" TO 1'-0.

DETAIL OF INTERIOR ROOF SLABS.

B-14
FILE
RETURN TO CITY
FACILITIES PLANNING
INVENTORY.
2 | 91 | 1

LICENSED TO PRACTICE IN THE PROVINCE OF MANITOBA
My License Expires: 10 Jan. 1968

2185 - 324

REGISTERED PROFESSIONAL ENGINEER K. MOUNTAIN PROVINCE OF ONTARIO

DATE	ISSUE NO.	REV. NO.	DESCRIPTION	DRAWN BY
25-11-69			As built.	R.L.J.
29.8.68.	3	1	REVISED PER ADDENDA 1, TO 3 - FOR CONSTRUCTION	RDL
26 JUNE 68	2		FOR TENDER.	
20 OCT 67	1		FOR APPROVAL	

ISSUE OR REVISION

METROPOLITAN CORPORATION OF GREATER WINNIPEG
STREETS AND TRANSIT DIVISION

TRANSIT STORAGE AND SHOP FACILITIES

WAYS & STREETS FACILITIES BUILDING
SECTIONS

CONSULTING PROFESSIONAL ENGINEERS
A. D. MARGISON AND ASSOCIATES LIMITED
1155 LESLIE STREET, DON MILLS, ONTARIO

ARCHITECTS
Waisman Ross • Blankstein Coop Gillmor Hanna
10 DONALD STREET, WINNIPEG, MANITOBA

APPROVED
DEPUTY DIRECTOR OF STREETS AND TRANSIT

DRAWN BY RDL | CHECKED | FILE No. | SHEET No.

DATE SEPT 67.
SCALE ½" TO 1'-0
DRAWING No. 2185 - 324 STRUCTURAL

N.W.C.L. TRANSTEX 13 400-3-66

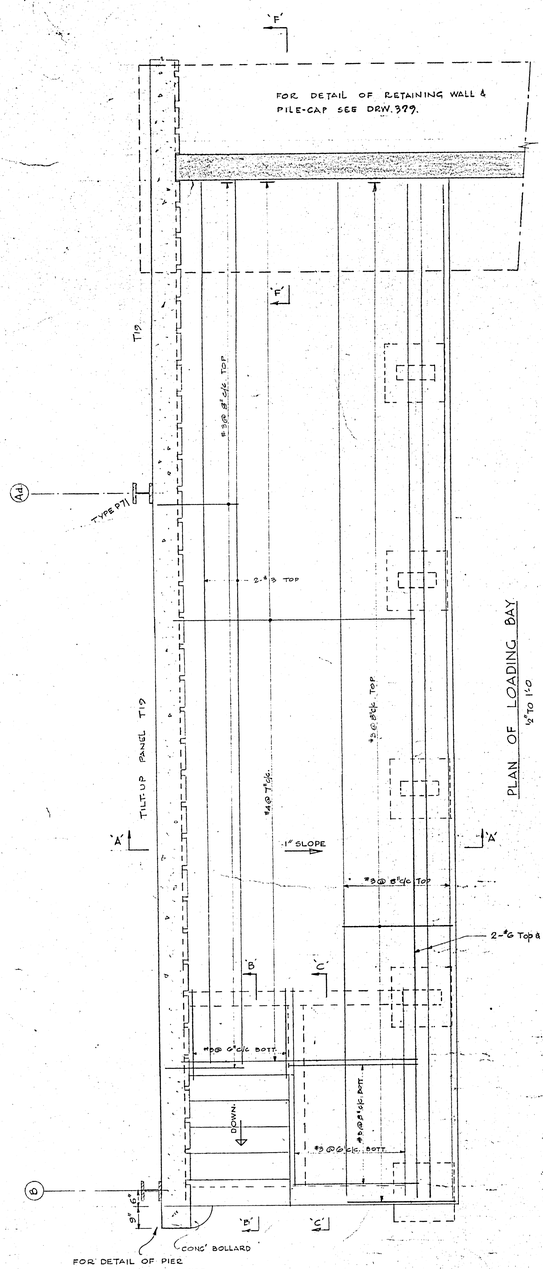

PLAN OF LOADING BAY
¼" TO 1'-0

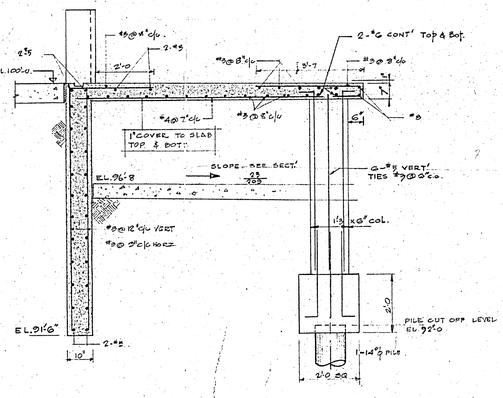

TYPICAL SECTION THROUGH LOADING DOCK 'A-A'

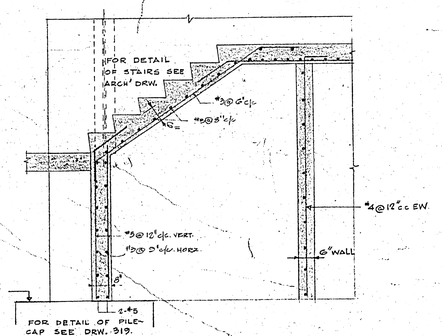

SECTION 'B-B'

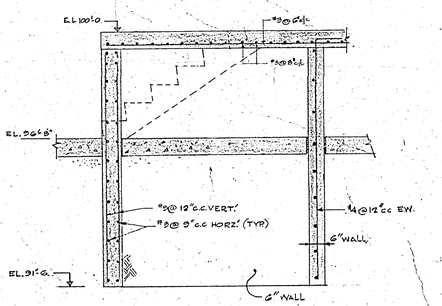

SECTION 'C-C'

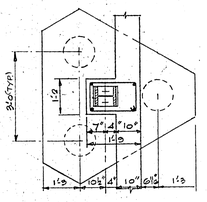

PILE-CAP TYPE 'P71-ONE REQ'D

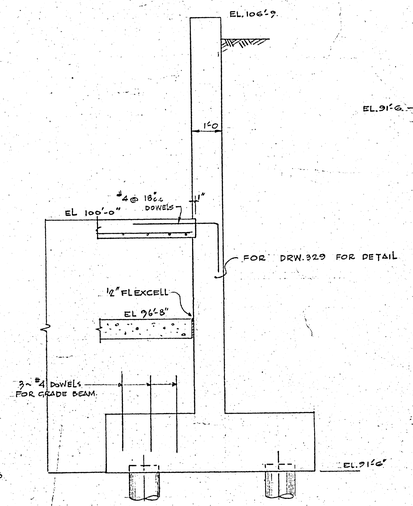

SECTION 'F-F'

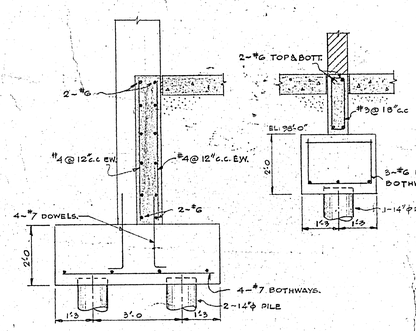

SECTION 'E-E'

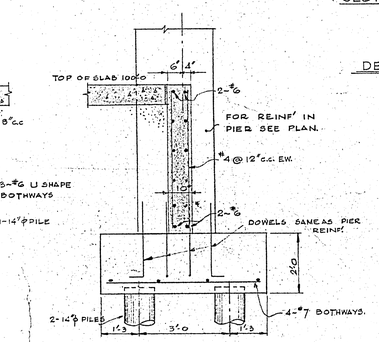

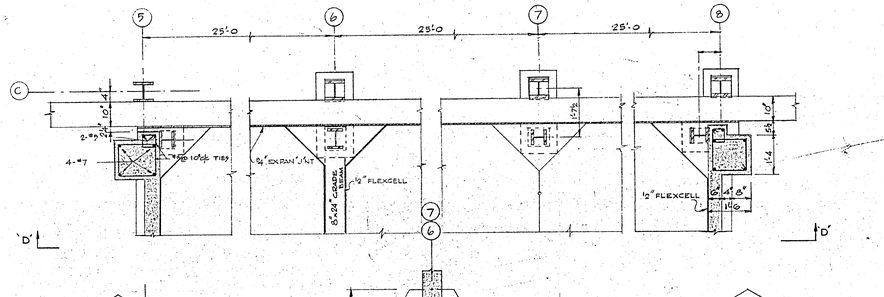

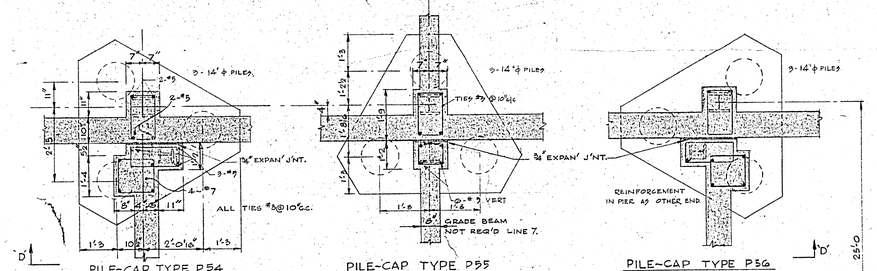

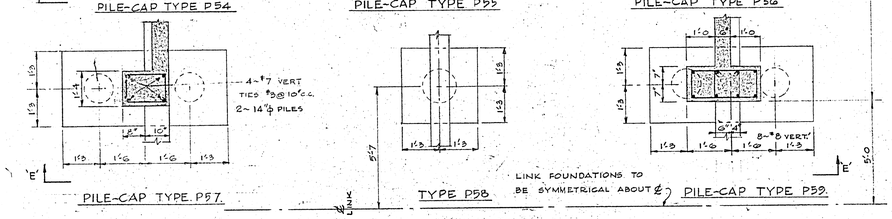

TYPE P54

TYPE P55

TYPE P56

SECTION 'D-D' THROUGH LINK
½" TO 1'-0

DETAIL OF LINK
½" TO 1'-0

LICENSED TO PRACTICE IN THE PROVINCE OF MANITOBA
My Licence Expires 31 Dec 1967

2185 - 325

B-14
FILE

RECEIVED
2 9 1 1

DATE	ISSUE No.	REV. No.	DESCRIPTION	DRAWN BY
25.11.69			AS BUILT.	R.L.J.
29.3.68	3		FOR CONSTRUCTION	R.H.
15 JAN 68	2		FOR TENDER	
26 OCT 67	1		FOR APPROVAL	

ISSUE OR REVISION

METROPOLITAN CORPORATION OF GREATER WINNIPEG
STREETS AND TRANSIT DIVISION

TRANSIT STORAGE AND SHOP FACILITIES

WAYS & STREETS FACILITIES BUILDING

LOADING BAY & LINK FOUNDATIONS DETAILS

CONSULTING PROFESSIONAL ENGINEERS
A. D. MARGISON AND ASSOCIATES LIMITED
1155 LESLIE STREET, DON MILLS, ONTARIO

ARCHITECTS
Waisman Ross • Blankstein Coop Gillmor Hanna
10 DONALD STREET, WINNIPEG, MANITOBA

APPROVED
DEPUTY DIRECTOR OF STREETS AND TRANSIT

DRAWN BY RSH
CHECKED
FILE No.
SHEET No.
DATE JULY 67.
SCALE ½" TO 1'-0
DRAWING No. 2185 - 325 STRUCTURAL

N.W.C.L. TRANSTEX 13 400-8-66

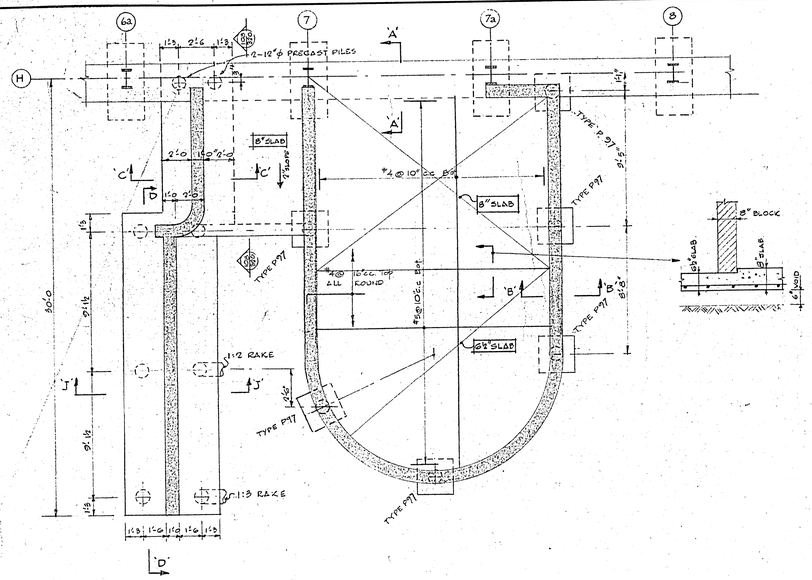

— FOUNDATION PLAN —

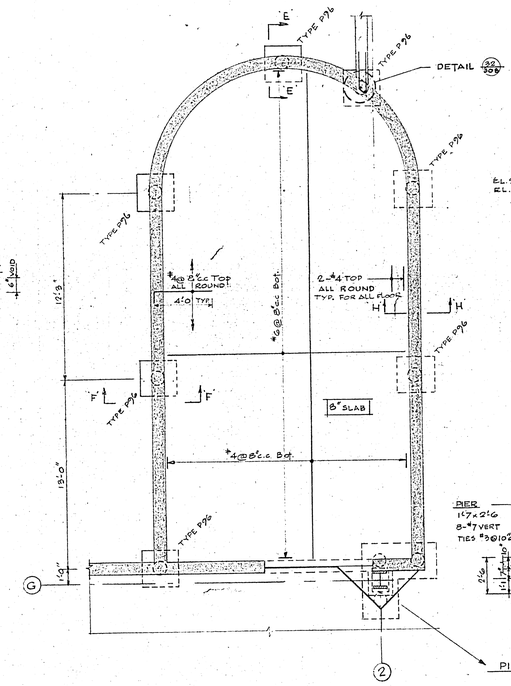

— FOUNDATION PLAN —

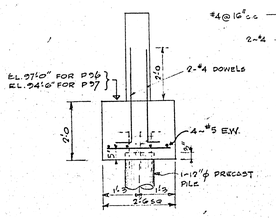

TYPE P96 — 7 REQ'D
TYPE P97 — 12 REQ'D

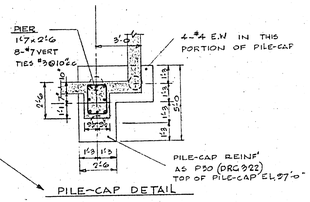

PILE-CAP DETAIL

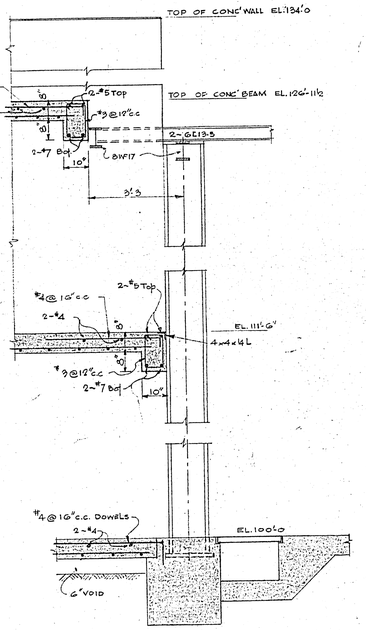

SECTION 'A-A'

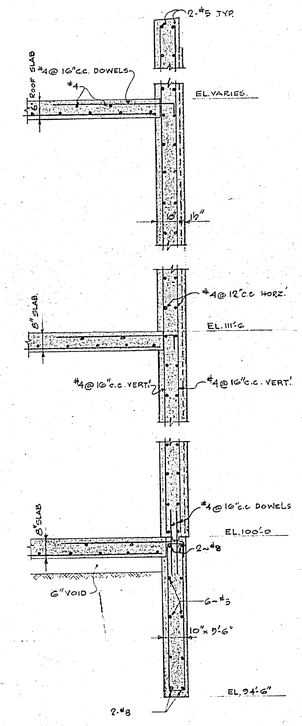

SECTION 'B-B'
TYP. SECTION THROUGH WALL

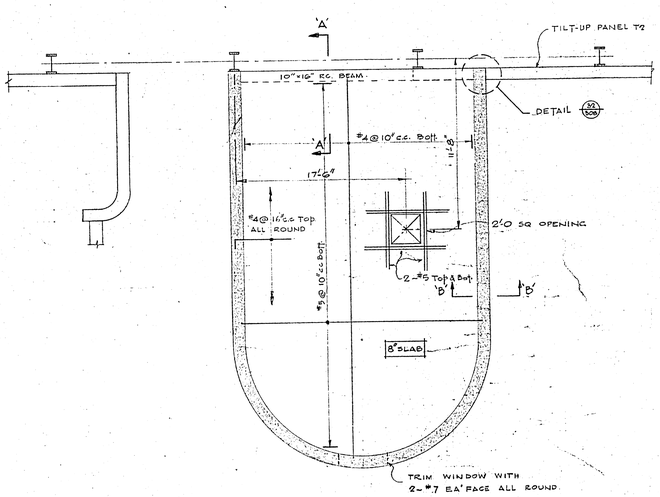

— UPPER FLOOR PLAN —

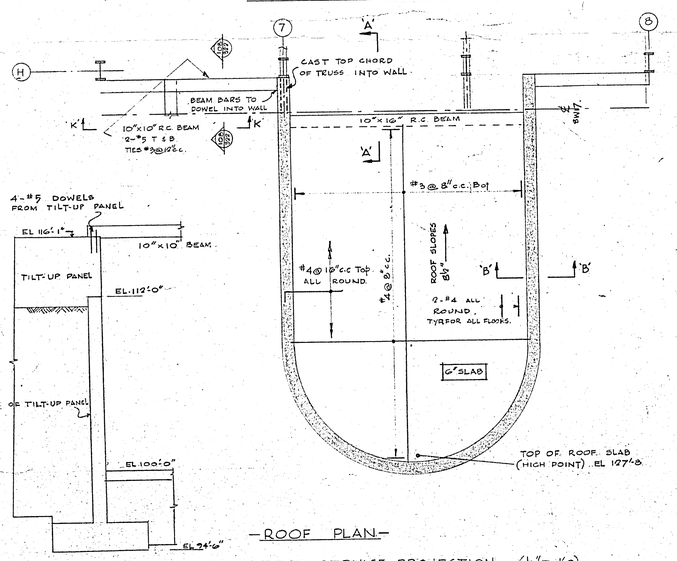

— ROOF PLAN —
DETAIL OF MECHANICAL ROOM (¼"TO 1'-0)

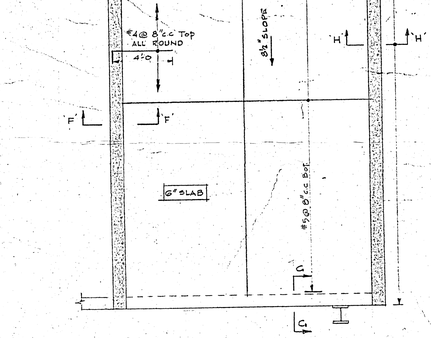

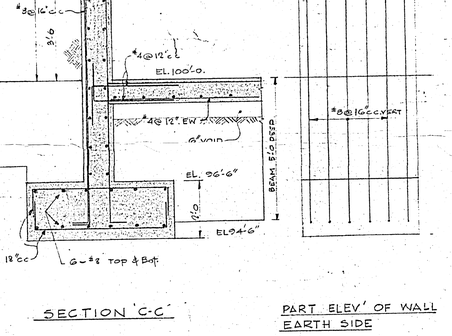

SECTION 'C-C'

PART ELEV' OF WALL
EARTH SIDE

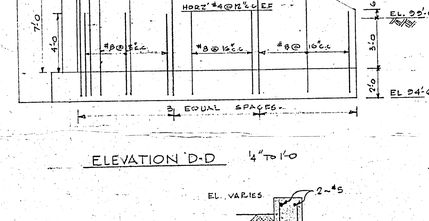

ELEVATION 'D-D' ¼"TO 1'-0

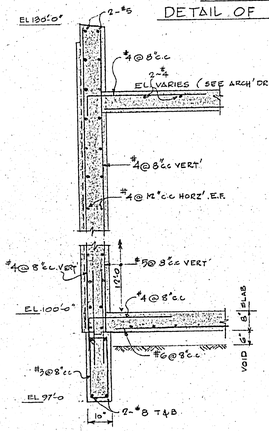

SECTION 'E-E'

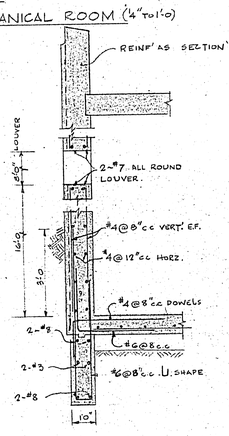

SECTION 'F-F'
(TROUGH LOUVER)

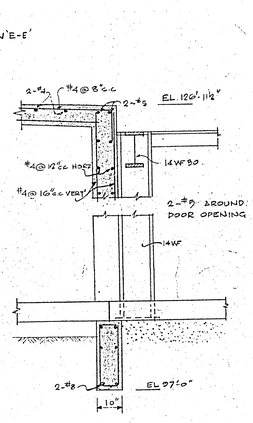

SECTION 'G-G'

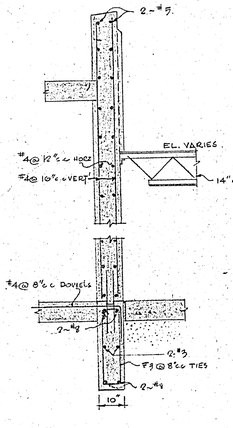

SECTION H-H

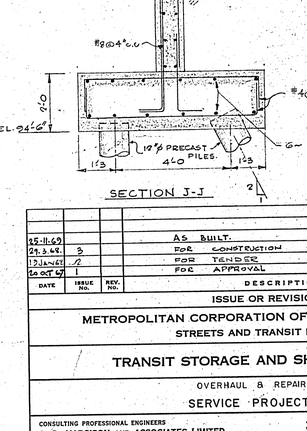

SECTION J-J

SECTION K-K
¼"TO 1'-0"

-DETAIL OF SERVICE PROJECTION- (¼"TO 1'-0)
ONE REQ'D THUS (ON GRID LINES AS SHOWN)
ONE REQ'D OPP' HAND (ON GRID LINES H17)

B-14
FILE
RETURN TO CITY PROPERTIES BUILDING INVENTORY
2 91 1

LICENSED TO PRACTICE IN THE PROVINCE OF MANITOBA
My Licence Expires 10 Jan. 1969

2185 – 326

REGISTERED PROFESSIONAL ENGINEER PROVINCE OF ONTARIO
K. MOUNTAIN

DATE	ISSUE NO.	REV. NO.	DESCRIPTION	DRAWN BY
				R.L.J.
25-11-69			AS BUILT.	RJ
21.3.68	3		FOR CONSTRUCTION	
13-Jun-67	2		FOR TENDER	
26 OCT 67	1		FOR APPROVAL	

ISSUE OR REVISION

METROPOLITAN CORPORATION OF GREATER WINNIPEG
STREETS AND TRANSIT DIVISION

TRANSIT STORAGE AND SHOP FACILITIES

OVERHAUL & REPAIR SHOP
SERVICE PROJECTION (SHEET 1).

CONSULTING PROFESSIONAL ENGINEERS
A. D. MARGISON AND ASSOCIATES LIMITED
1155 LESLIE STREET, DON MILLS, ONTARIO

ARCHITECTS
Waisman Ross • Blankstein Coop Gillmor Hanna
10 DONALD STREET, WINNIPEG, MANITOBA

APPROVED
DEPUTY DIRECTOR OF STREETS AND TRANSIT

DRAWN BY R.S.H. | DATE SEPT 67
CHECKED | SCALE ½" TO 1'-0 U/N.
FILE No. | DRAWING No. 2185-326
SHEET No. | STRUCTURAL

N.W.C.L. TRANSTEX 12 400-8-68

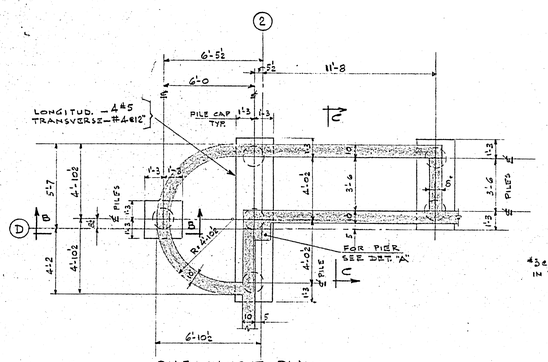

PILE LAYOUT PLAN

TOP OF ALL PILE CAPS EL. 94'-6
ALL PILES 18"ϕ CAST IN PLACE

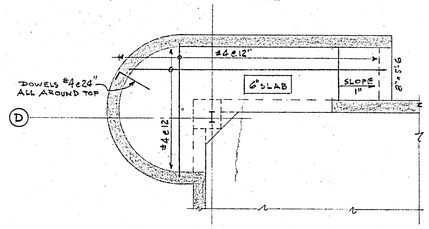

FLOOR SLAB @ EL. 100'-0

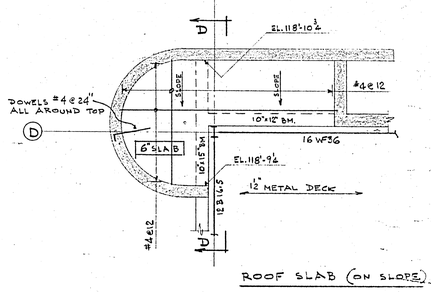

ROOF SLAB (ON SLOPE)

TOWER – N.W. CORNER

SCALE: ½"=1'-0

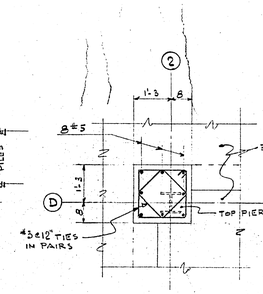

DETAIL "A"

SCALE: ½"=1'-0

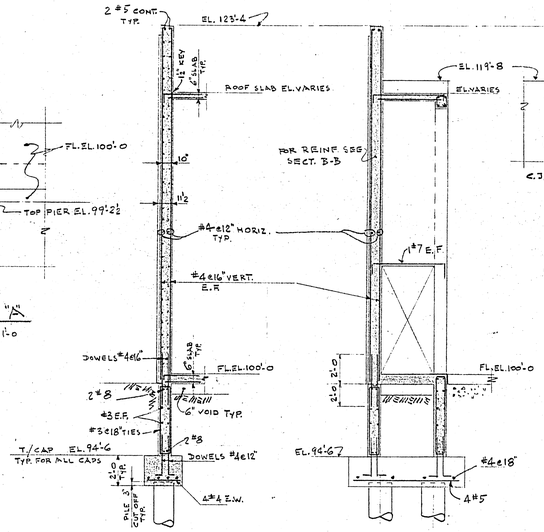

SECTION B-B

SECTION C-C

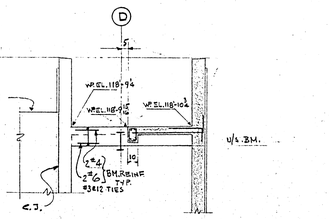

SECTION D-D

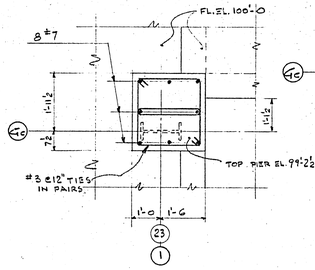

DETAIL "E"

SCALE: ½"=1'-0

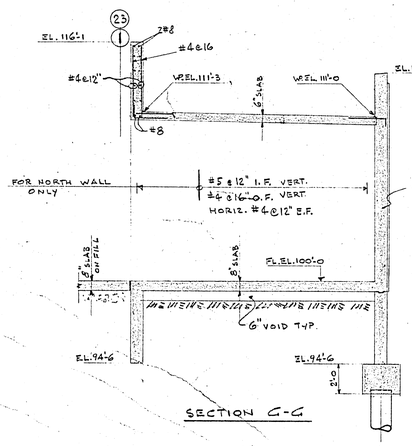

SECTION G-G

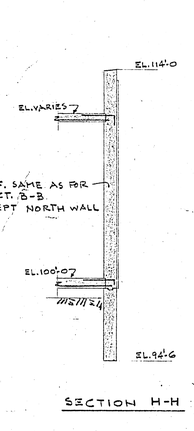

SECTION H-H

REINF. SAME AS FOR SECT. B-B EXCEPT NORTH WALL

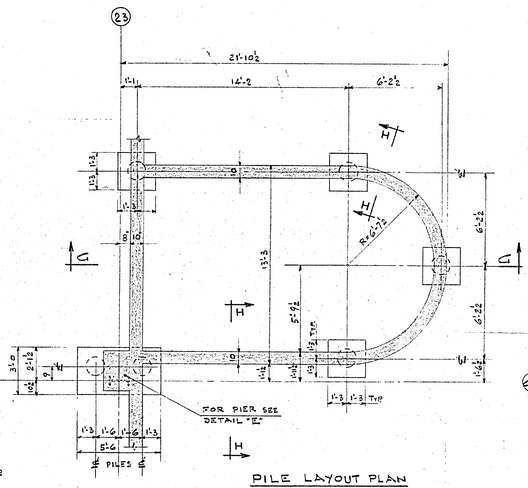

PILE LAYOUT PLAN

TOP OF ALL PILE CAPS EL. 94'-6
ALL PRECAST PILES 12"ϕ

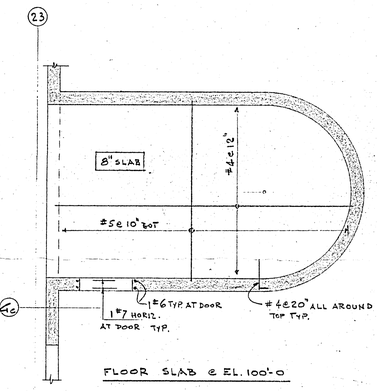

FLOOR SLAB @ EL. 100'-0

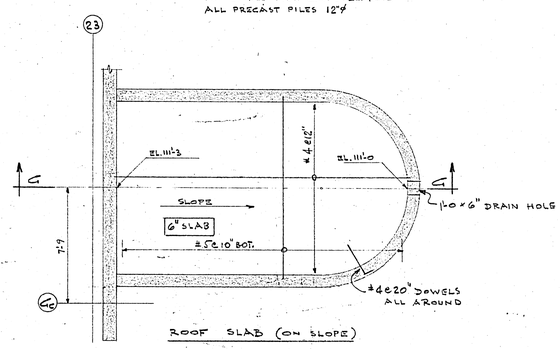

ROOF SLAB (ON SLOPE)

BLIMP – EAST ELEV.

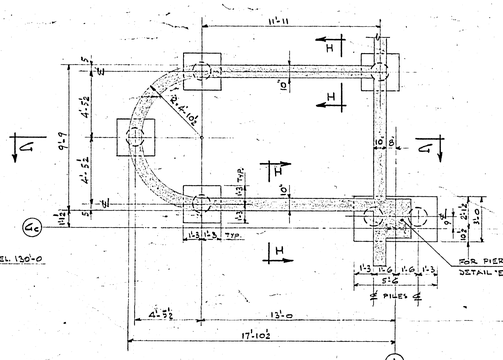

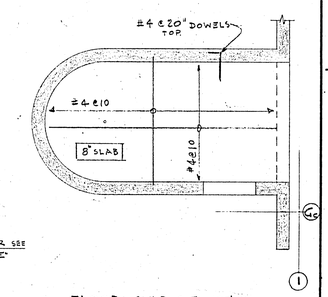

FLOOR SLAB @ EL. 100'-0

PILE LAYOUT PLAN

TOP OF ALL PILE CAPS EL. 94'-6
ALL PRECAST PILES 12"ϕ

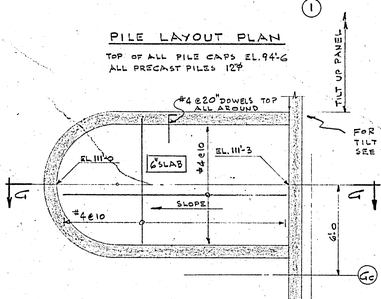

ROOF SLAB (ON SLOPE)

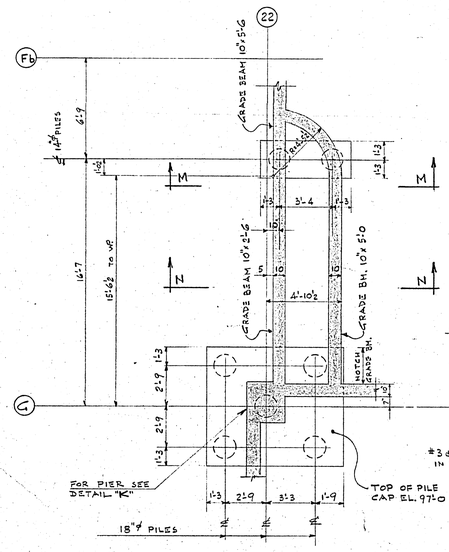

PILE LAYOUT PLAN

ALL PILES CAST IN PLACE

TOWER – EAST ELEVATION

SCALE: ½"=1'-0

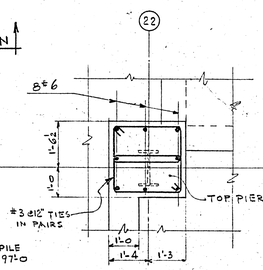

DETAIL "K"

SCALE: ½"=1'-0

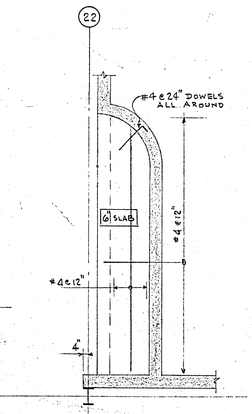

FLOOR SLAB @ EL. 100'-0

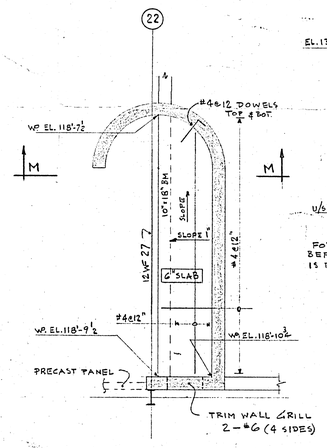

ROOF SLAB (ON SLOPE)

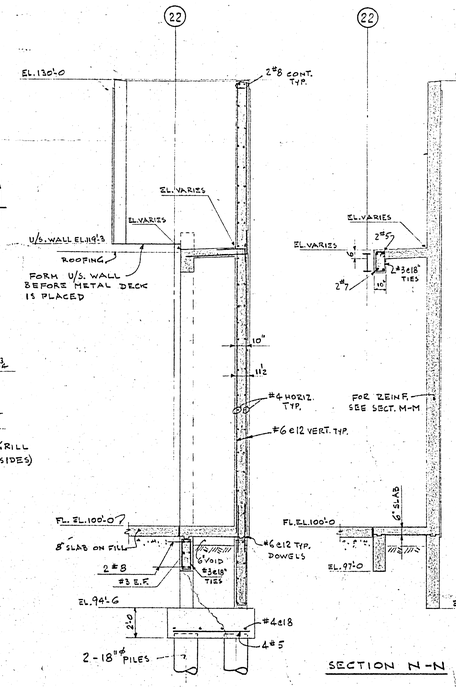

SECTION M-M

SECTION N-N

BLIMP – WEST ELEV.

SCALE: ½"=1'-0

NOTES:
1. FOR DETAIL OF CAST IN PLACE PILES SEE DWG. 305
2. PROVIDE 2–#8 x 3'-0 LG. DOWELS FROM ALL PILE CAPS INTO GRADE BEAMS – SEE DWG. 308

B-14
FILE
RETURN TO CIVIC PROPERTIES BUILDING INVENTORY
2.9.11

LICENSED TO PRACTICE IN THE PROVINCE OF MANITOBA
My Licence Expires 10 Jan. 1968

2185 – 327

REGISTERED PROFESSIONAL ENGINEER
K. MOUNTAIN
PROVINCE OF ONTARIO

DATE	ISSUE NO.	REV. NO.	DESCRIPTION	DRAWN BY
25-11-69			AS BUILT.	R.L.J.
29-8-69	3		FOR CONSTRUCTION	R.L.
17-Jan-68	2		FOR TENDER	
OCT. 20/67	1		FOR APPROVAL	

ISSUE OR REVISION

METROPOLITAN CORPORATION OF GREATER WINNIPEG
STREETS AND TRANSIT DIVISION

TRANSIT STORAGE AND SHOP FACILITIES

OVERHAUL & REPAIR SHOP

SERVICE PROJECTION (SHEET 2)

CONSULTING PROFESSIONAL ENGINEERS
A. D. MARGISON AND ASSOCIATES LIMITED
1155 LESLIE STREET, DON MILLS, ONTARIO

ARCHITECTS
Waisman Ross • Blankstein Coop Gillmor Hanna
10 DONALD STREET, WINNIPEG, MANITOBA

APPROVED
DEPUTY DIRECTOR OF STREETS AND TRANSIT

DRAWN BY F.S. | DATE OCT. 67
CHECKED | SCALE ½"=1'-0
FILE No. | DRAWING No. 2185 – 327
SHEET No. | STRUCTURAL

W.C.L. TRANSTEX 19 420-8-68

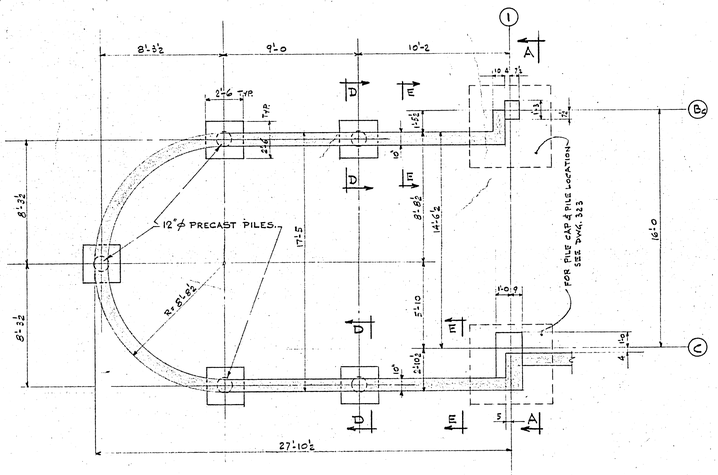

PILE LAYOUT PLAN
(TOP OF PILE CAPS EL. 94'-6)
SCALE: ¼" TO 1'-0"

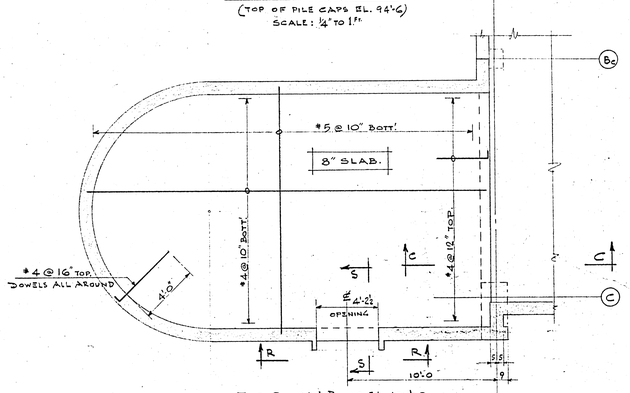

FLOOR SLAB @ EL. 100'-0
¼" TO 1'-0"

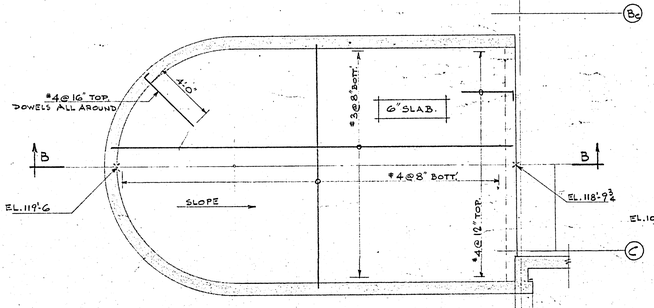

ROOF SLAB (ON SLOPE)
¼" TO 1'-0"

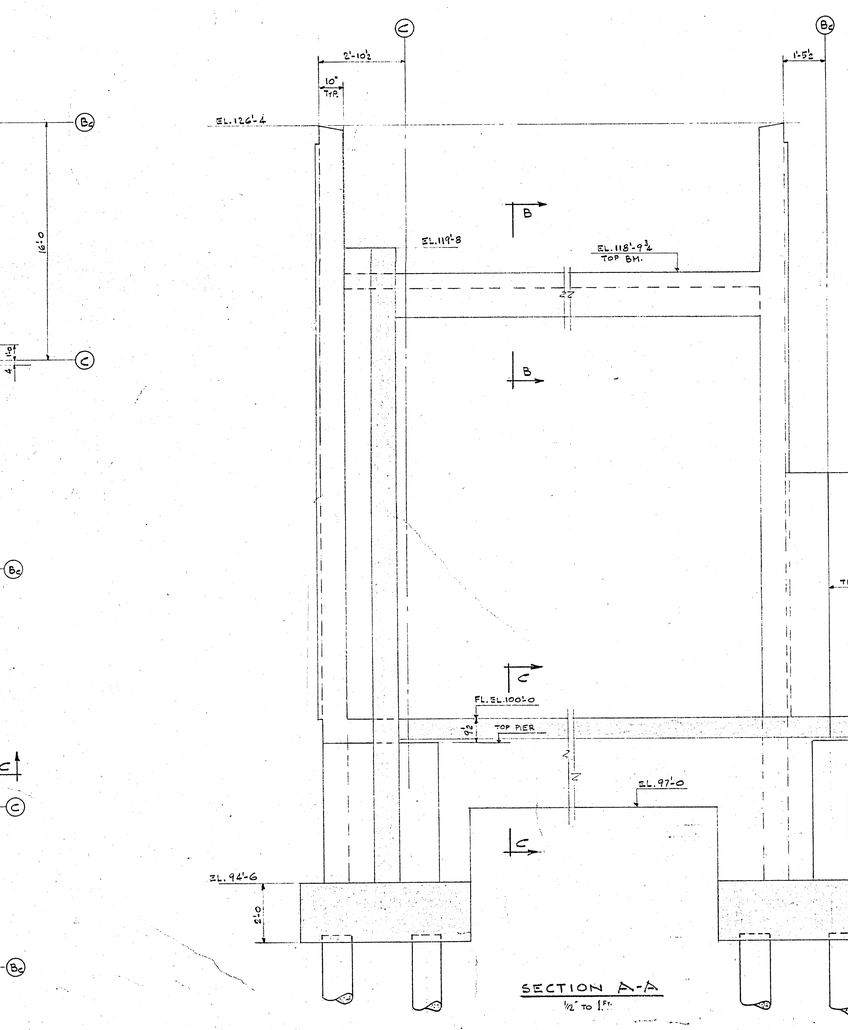

SECTION A-A
½" TO 1'-0"

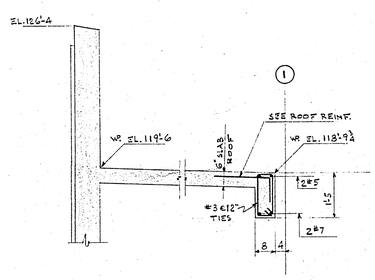

SECTION B-B
½" TO 1'-0"

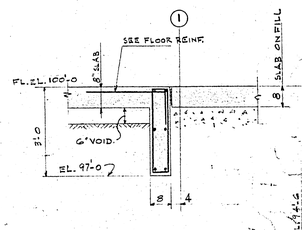

SECTION C-C
½" TO 1'-0"

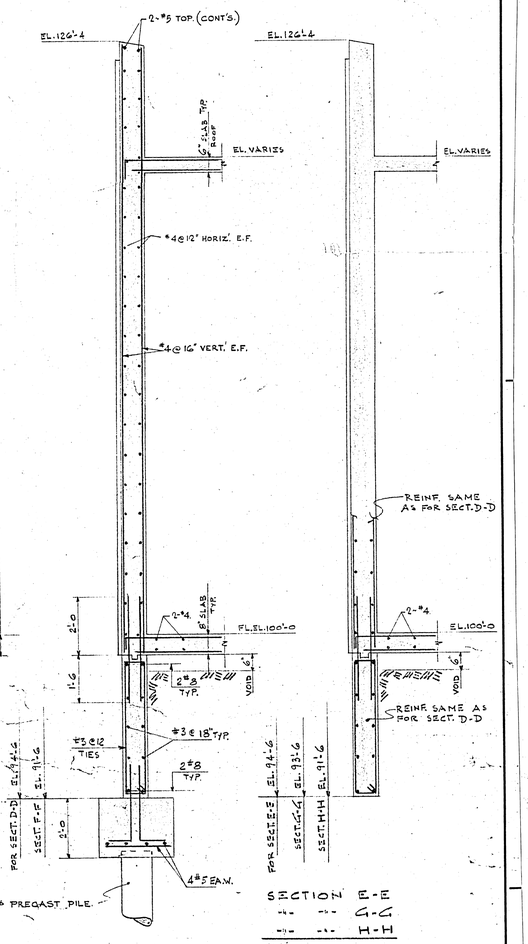

SECTION D-D
SECTION F-F
½" TO 1'-0"

SECTION E-E
SECT. G-G
SECT. H-H
½" TO 1'-0"

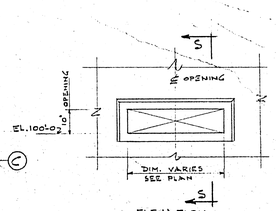

ELEVATION
VIEW R-R
½" TO 1'-0"

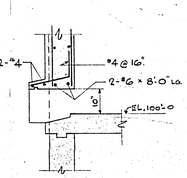

SECTION S-S
SEE ARCH'L DET'L (7/201) FOR DIMEN'S.

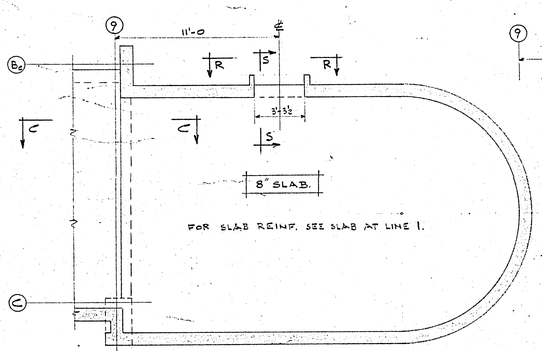

FLOOR SLAB @ EL. 100'-0
¼" TO 1'-0"

ROOF SLAB (ON SLOPE)
¼" TO 1'-0"

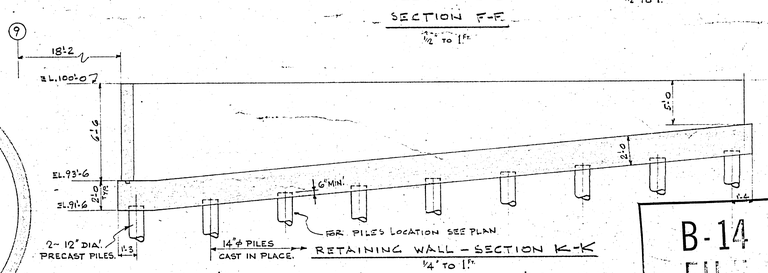

RETAINING WALL - SECTION K-K
¼" TO 1'-0"

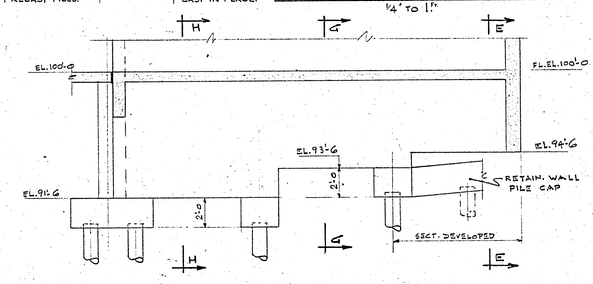

SECTION M-M
¼" TO 1'-0"

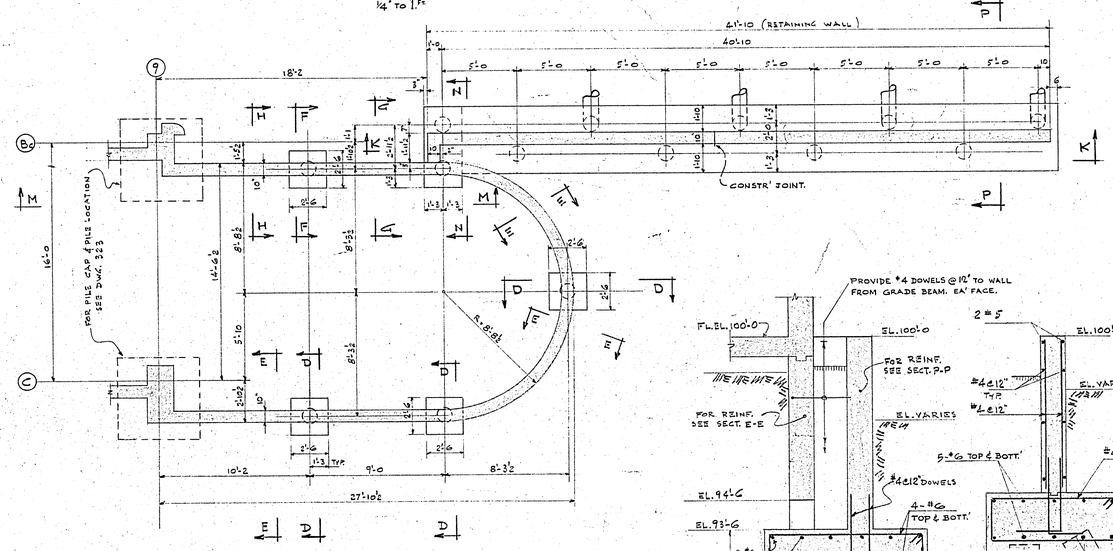

PILE LAYOUT PLAN
(TOP OF PILE CAPS VARIES)
SCALE: ¼" TO 1'-0"

SECT. N-N
½" TO 1'-0"

SECT. P-P
½" TO 1'-0"

NOTE.
1. PROVIDE 6" MIN' GRANULAR FILL BELOW PILE CAPS INCLUDING RETAINING WALL.
2. NO WEEP HOLES REQUIRED IN RETAINING WALL.

B-14
FILE
RETURN TO CMC PROPERTIES BUILDING INVENTORY.
2 | 91 | 1

LICENSED TO PRACTICE IN THE PROVINCE OF MANITOBA
My Licence Expires: 10 Jan. 1953

2185-328

REGISTERED PROFESSIONAL ENGINEER K. MOUNTAIN PROVINCE OF ONTARIO

DATE	ISSUE No.	REV. No.	DESCRIPTION	DRAWN BY
55-11-09			AS BUILT.	R.L.J.
21.3.58	3		FOR CONSTRUCTION	R.L.
10 Jan 58	2		FOR TENDER	
20 Oct	1		FOR APPROVAL	

ISSUE OR REVISION

METROPOLITAN CORPORATION OF GREATER WINNIPEG
STREETS AND TRANSIT DIVISION

TRANSIT STORAGE AND SHOP FACILITIES

WAYS & STREETS BUILDING

SERVICE PROJECTION (SHEET 3)

CONSULTING PROFESSIONAL ENGINEERS
A. D. MARGISON AND ASSOCIATES LIMITED
1155 LESLIE STREET, DON MILLS, ONTARIO

ARCHITECTS
Waisman Ross • Blankstein Coop Gillmor Hanna
10 DONALD STREET, WINNIPEG, MANITOBA

APPROVED
DEPUTY DIRECTOR OF STREETS AND TRANSIT

DRAWN BY F.S. | DATE 6-7-67
CHECKED | SCALE AS NOTED.
FILE No. | DRAWING No. 2185-328
SHEET No. | STRUCTURAL

N.W.C.L. TRANSTEX 13 400-8-66

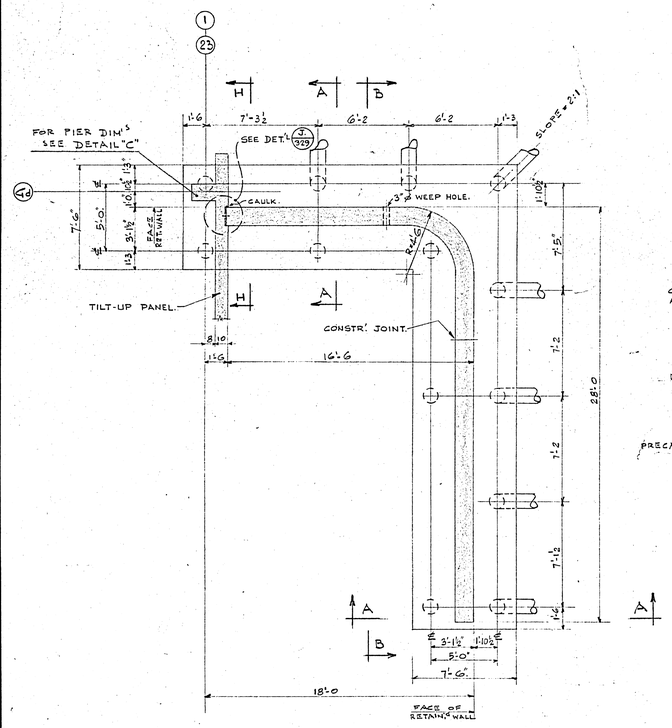

PILE LAYOUT PLAN

TOP OF PILE CAP EL. 97'-0
(RETAINING WALL & LINE 1 OPP. HAND)
SEE GENERAL LAYOUT.

RETAINING WALL AT EAST & WEST END OF OVERHAUL & REPAIR SHOP

SCALE: 1/4" TO 1'-0"

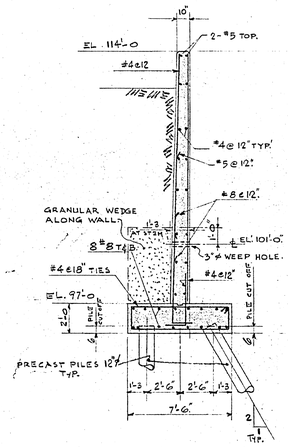

SECTION A-A

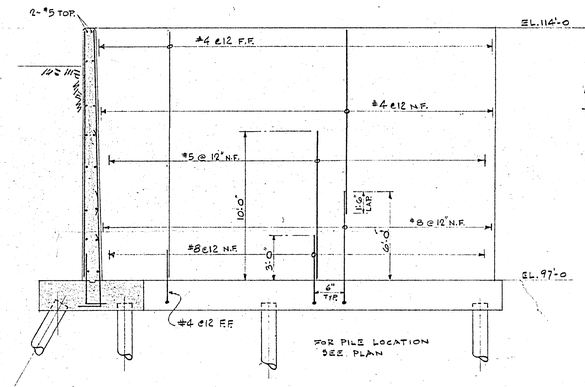

SECTION B-B

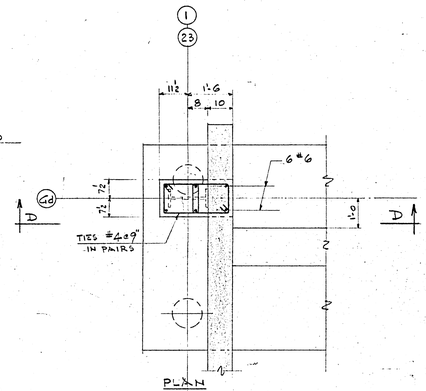

SECTION D-D

1/2" TO 1'-0"

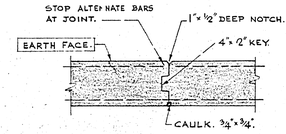

TYPICAL CONSTRUCTION JOINT IN WALL.

SCALE: 3/4" TO 1'-0"

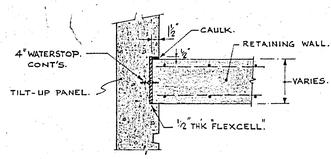

DETAIL J/329

3/4" TO 1'-0"

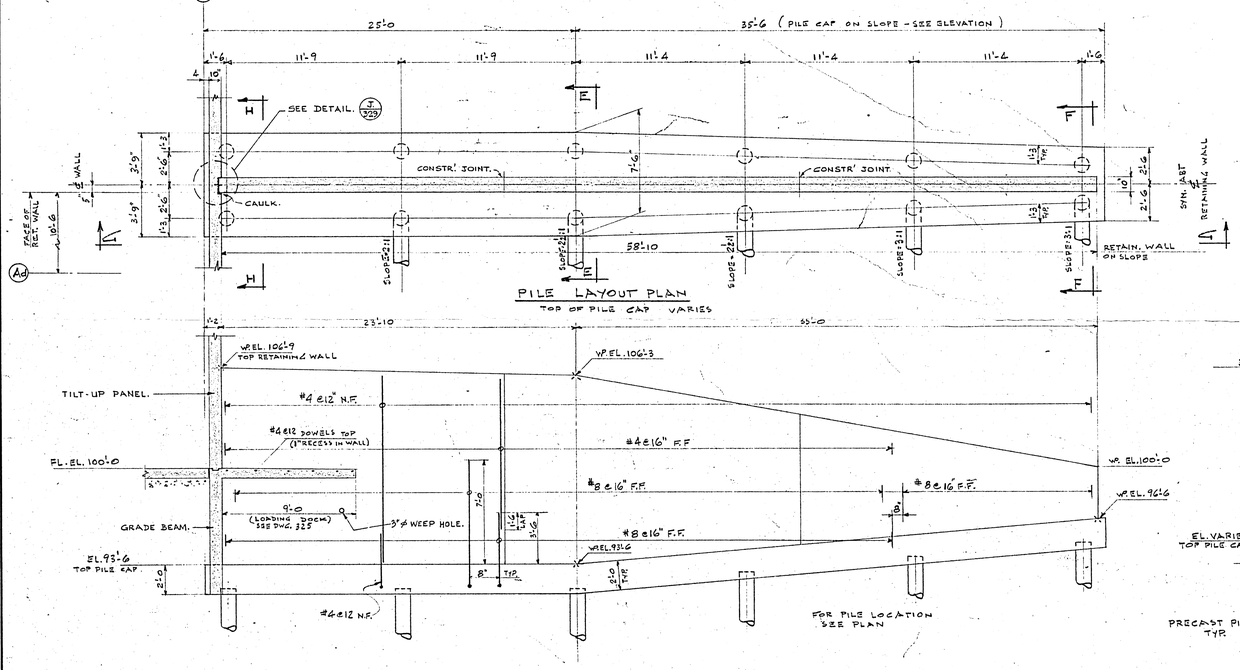

PILE LAYOUT PLAN

TOP OF PILE CAP VARIES

ELEVATION G-G

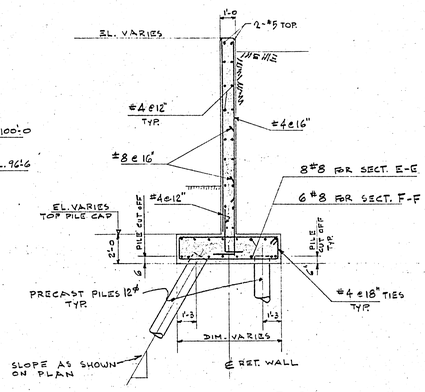

SECTION E-E

SECTION F-F

(SECTION TYP. EXCEPT REINF. BARS IN PILE CAP.)

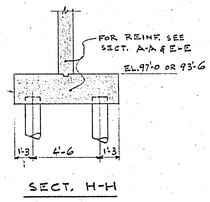

SECT. H-H

RETAINING WALL AT NORTH END OF LOADING DOCK - WAYS & STREETS

SCALE: 1/4" TO 1'-0"

NOTE.
PROVIDE 6" MIN. GRANULAR FILL BELOW PILE CAP.

B-14
FILE
RETURN TO CIVIC PROPERTIES BUILDING INVENTORY.
2 191 1

LICENSED TO PRACTICE IN THE PROVINCE OF MANITOBA
My Licence Expires 10 Jan. 1968

2185-329

REGISTERED PROFESSIONAL ENGINEER K. MOUNTAIN PROVINCE OF ONTARIO

DATE	ISSUE No.	REV. No.	DESCRIPTION	DRAWN BY
25.11.69			AS BUILT	R.L.J.
29.3.68	3		FOR CONSTRUCTION	R.H.
10 JAN 67	2		FOR TENDER	
OCT 20	1		FOR APPROVAL.	

ISSUE OR REVISION

METROPOLITAN CORPORATION OF GREATER WINNIPEG
STREETS AND TRANSIT DIVISION

TRANSIT STORAGE AND SHOP FACILITIES

OVERHAUL & REPAIR SHOP - WAYS & STREETS BUILDING

RETAINING WALLS

CONSULTING PROFESSIONAL ENGINEERS
A. D. MARGISON AND ASSOCIATES LIMITED
1155 LESLIE STREET, DON MILLS, ONTARIO

ARCHITECTS
Waisman Ross + Blankstein Coop Gillmor Hanna
10 DONALD STREET, WINNIPEG, MANITOBA

APPROVED
DEPUTY DIRECTOR OF STREETS AND TRANSIT

DRAWN BY	F. S.
CHECKED	
FILE No.	
SHEET No.	
DATE	SEPT 67'.
SCALE	AS NOTED.
DRAWING No.	2185 - 329 STRUCTURAL

N.W.C.L. TRANSTEX 15 400-8-66

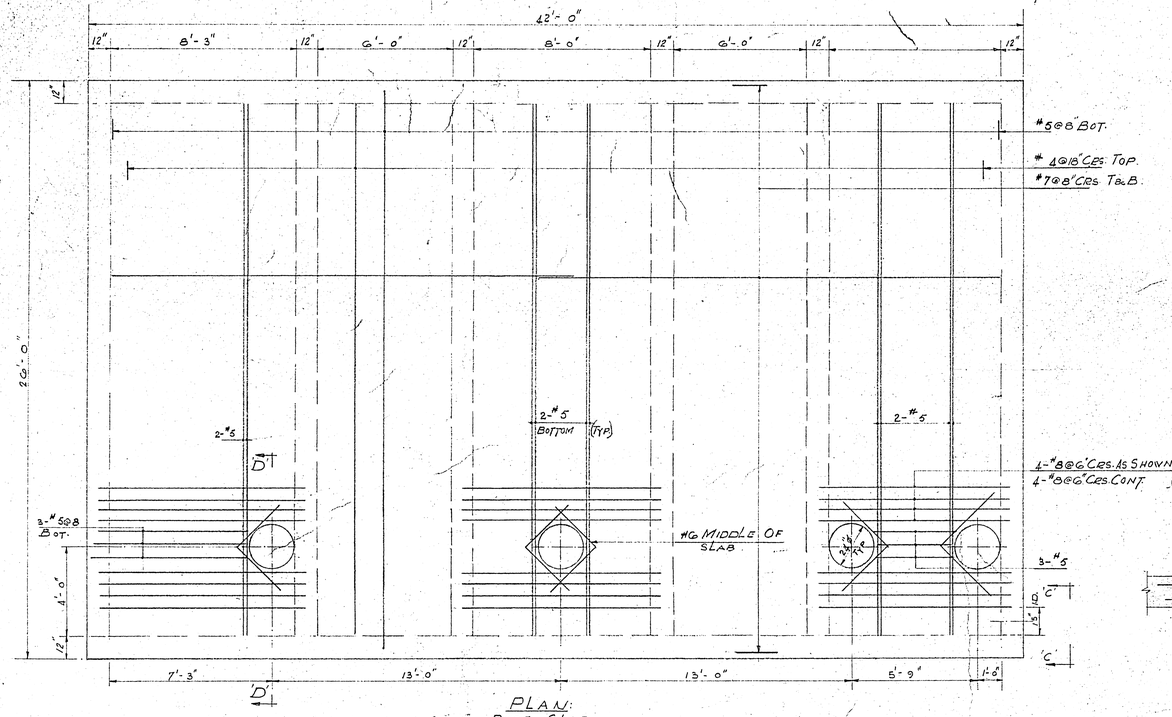

PLAN:
ROOF SLAB

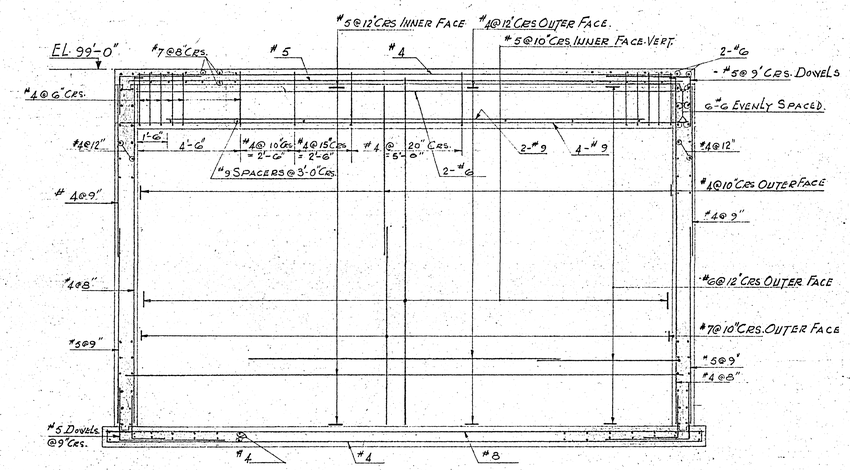

SECTION B-B

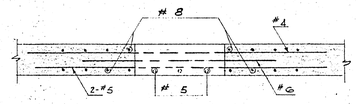

SECTION D-D
3/4" = 1'-0"

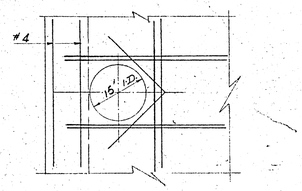

ELEVATION C-C
3/4" = 1'-0"

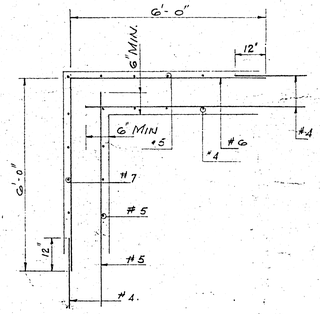

TYPICAL CORNER
DETAIL

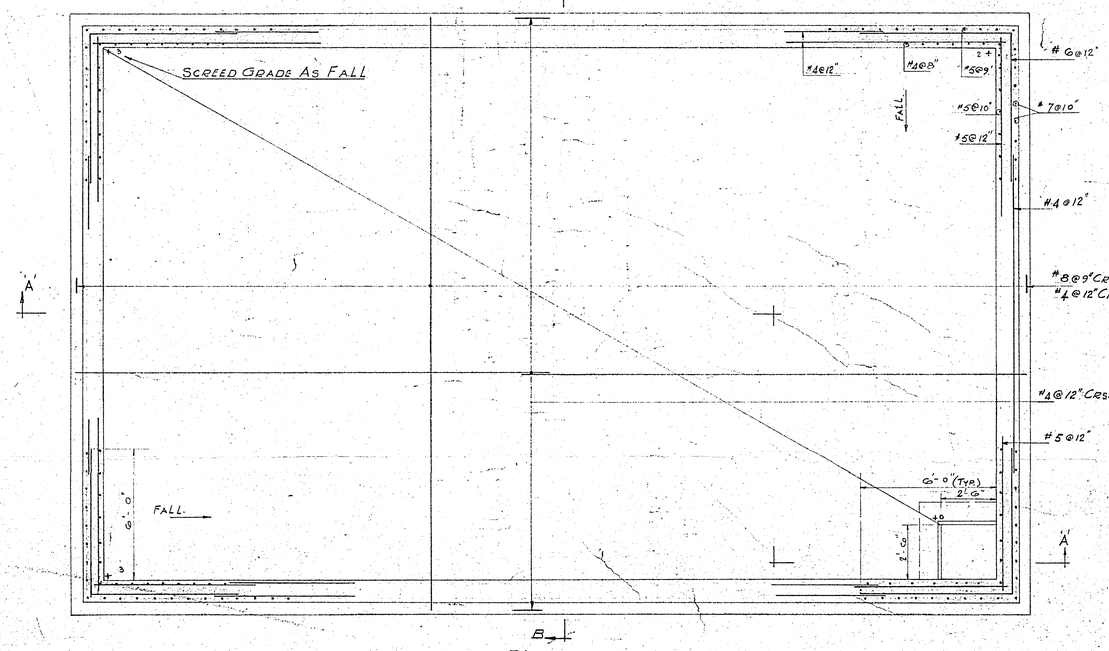

PLAN
BASE SLAB

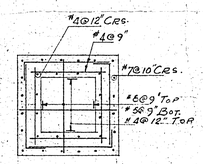

SECTION B-B

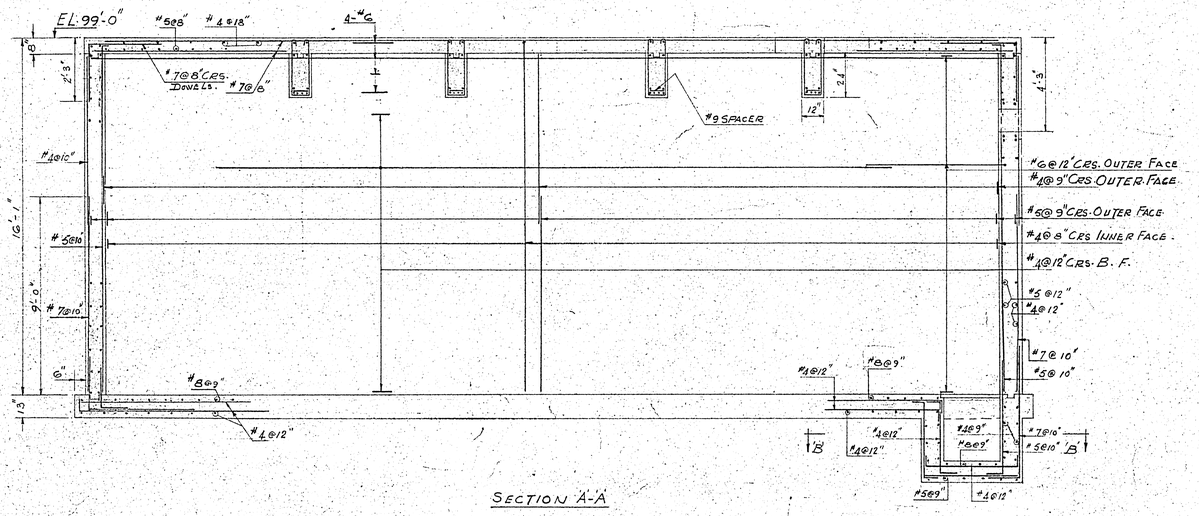

SECTION A-A

B-14
FILE
RETURN TO CIVIC PROPERTIES BUILDING INVENTORY.
2,91 1

LICENSED TO PRACTICE IN THE PROVINCE OF MANITOBA
My Licence Expires 10 Jan. 1968

2185-330

REGISTERED PROFESSIONAL ENGINEER
K. MOUNTAIN
PROVINCE OF ONTARIO

DATE	ISSUE No.	REV. No.	DESCRIPTION	DRAWN BY
25-11-69			AS BUILT.	R.L.J.
29.3.68	3		FOR CONSTRUCTION	RJ
19 JAN 68	2		FOR TENDER	
OCT 20	1		FOR APPROVAL.	

ISSUE OR REVISION

METROPOLITAN CORPORATION OF GREATER WINNIPEG
STREETS AND TRANSIT DIVISION

TRANSIT STORAGE AND SHOP FACILITIES

GARAGE
DETAIL OF FUEL TANK VAULT

CONSULTING PROFESSIONAL ENGINEERS
A. D. MARGISON AND ASSOCIATES LIMITED
1155 LESLIE STREET, DON MILLS, ONTARIO

ARCHITECTS
Waisman Ross • Blankstein Coop Gillmor Hanna
10 DONALD STREET, WINNIPEG, MANITOBA

APPROVED
1 [signature]
DEPUTY DIRECTOR OF STREETS AND TRANSIT

DRAWN BY R.R.
CHECKED [signature]
FILE No.
SHEET No.

DATE: 28TH MAR. 1967
SCALE: 3/8" = 1'-0"
DRAWING No. 2185-330 STRUCTURAL