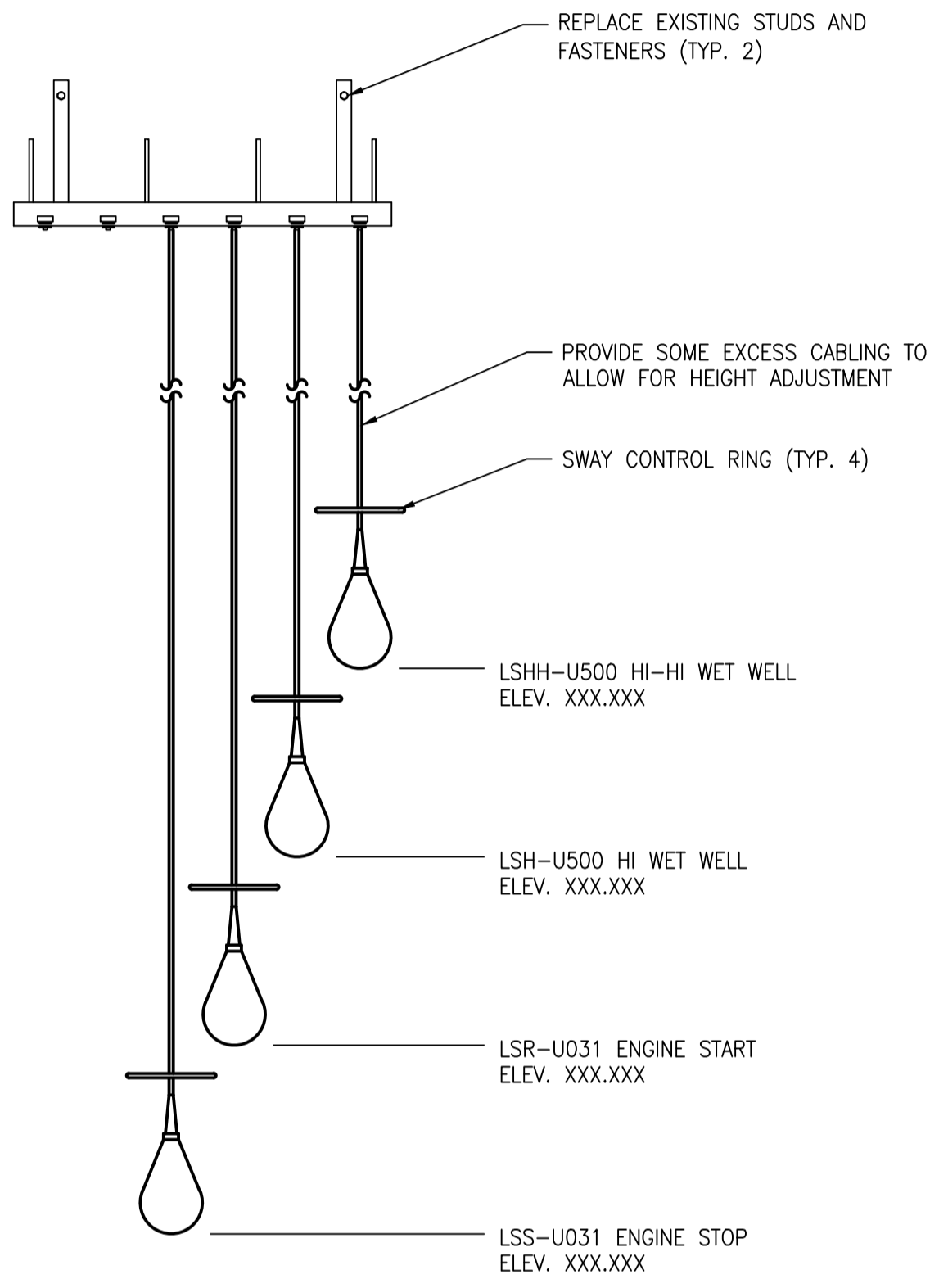


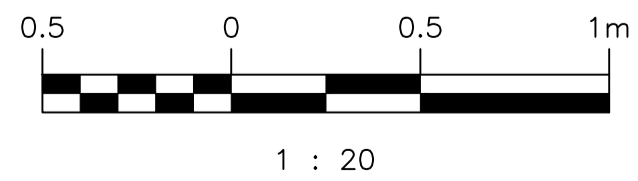
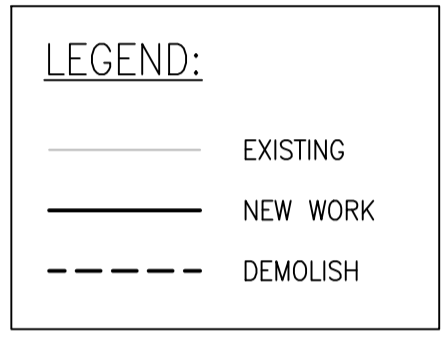
**WET WELL PLAN**  
SCALE: 1 : 20



**WET WELL LEVEL SWITCHES**  
SCALE: N.T.S.

- DEMOLITION NOTES:**
- (A) DEMOLISH EXISTING LIGHT FIXTURE AND ASSOCIATED CABLING, CONDUIT, AND CONTROLS.
  - (B) DEMOLISH EXISTING WETWELL LEVEL SWITCHES AND ASSOCIATED JUNCTION BOX. RETAIN EXISTING HANGER FOR RE-USE. REPLACE EXISTING HANGER WALL FASTENERS.
  - (C) DEMOLISH EXISTING RECEPTACLE.

- CONSTRUCTION NOTES:**
- (1) PROVIDE AND INSTALL NEW LED LIGHT FIXTURE.
  - (2) PROVIDE AND INSTALL NEW ULTRASONIC LEVEL TRANSMITTER SENSOR.
  - (3) PROVIDE AND INSTALL NEW WET WELL LEVEL SWITCHES AND SWAY CONTROL RINGS. REFER TO THE "WET WELL LEVEL SWITCHES" DETAIL ON THIS DRAWING.
  - (4) PROVIDE AND INSTALL NEW NEMA TYPE 4X JUNCTION BOX (JBA-U500-2) FOR THE WET WELL LEVEL SWITCHES.
  - (5) PROVIDE AND INSTALL NEW DUPLEX RECEPTACLE WITH WEATHERPROOF COVER, FED FROM GFCI BREAKER.



NO.	REVISIONS	DATE	DESIGN	CHECK
00	ISSUED FOR TENDER, BID OPP. 767-2016	2016/08/23	BJC	DB

		SNC-LAVALIN INC. 148 Nature Park Way Winnipeg, MB, Canada R3P 0X7 204-786-8080
DESIGNED BY: B. CLEVEN	CHECKED BY: D. BECKER	ENGINEER'S SEAL  ORIGINAL DRAWING SEALED BY: B. J. CLEVEN SNC-LAVALIN INC. MEMBER # 31479 2016-08-29 REV. 00
DRAWN BY: Y. KONIG	APPROVED BY: I. PARKINSON	
SCALE: AS SHOWN	ISSUED FOR CONSTRUCTION BY: K. ZUREK	
DATE: 2016/06/10	DATE: 2016-08-29	
CONSULTANT NO.:		

**THE CITY OF WINNIPEG**  
WATER AND WASTE DEPARTMENT

ROUTE 90 UNDERPASS PUMPING STATION  
2016 UPGRADES  
ELECTRICAL AND LIGHTING PLAN LAYOUT  
WET WELL

CITY DRAWING NUMBER	SHEET	REV.	SIZE
1-0310U-E0006	001	00	A1

1-0310U-E0012	ELECTRICAL SCHEDULES
DRAWING NUMBER	REFERENCE DRAWINGS