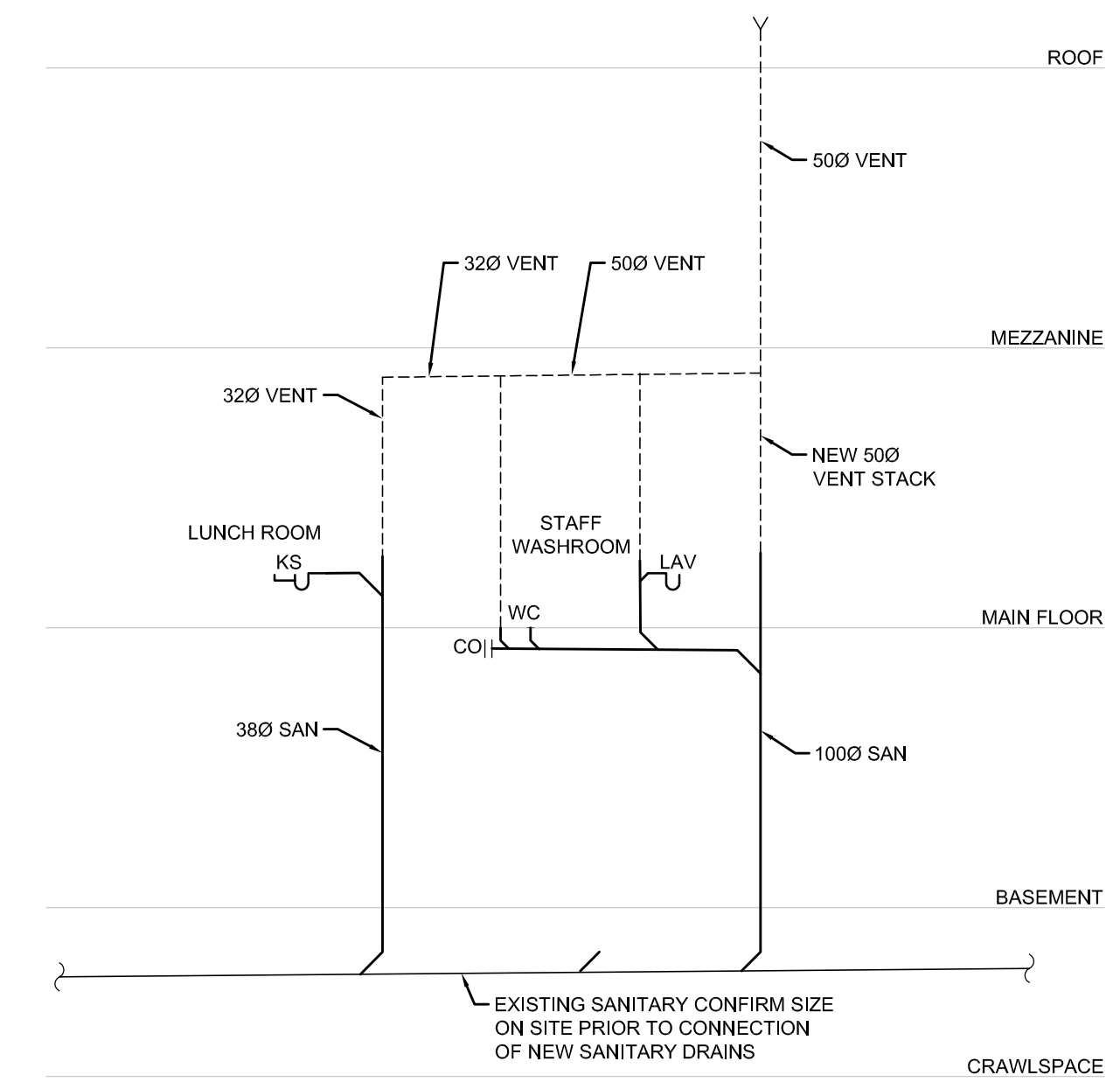


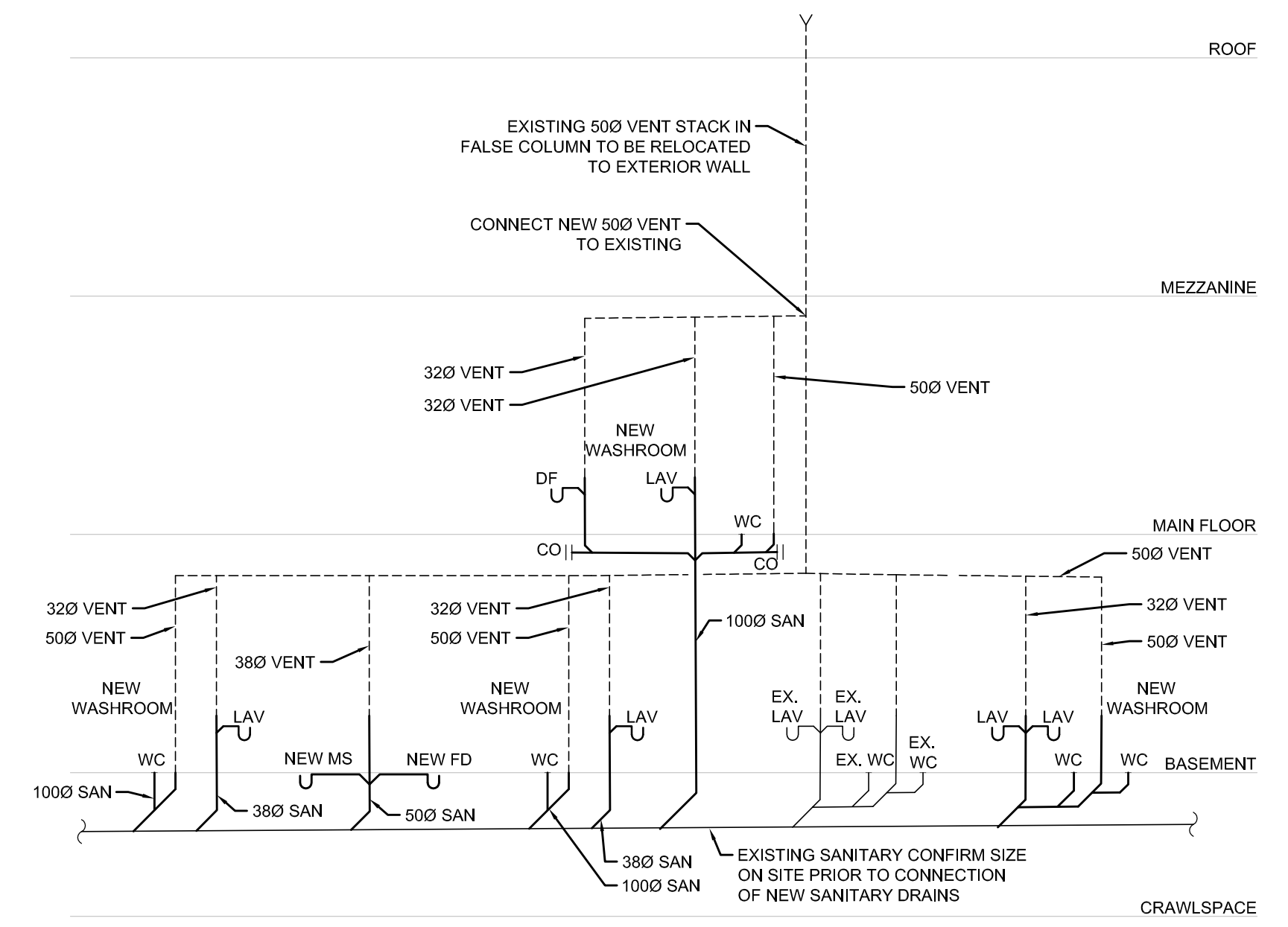
DIFFUSER AND GRILLE SCHEDULE (Based on E. H. PRICE)				
TAG	MODEL	COLOUR	NOTES	REMARKS
E-1.N	SERIES 80 EGG CRATE RETURN	WHITE	1	REFER TO DRAWING FOR FACE SIZE
S-1	SQUARE CONE DIFFUSER	WHITE		REFER TO DRAWING FOR NECK SIZE
S-2	LINEAR BAR GRILLE	MILL	1	REFER TO DRAWING FOR FACE SIZE

NOTES:  
1. BORDER TO SUIT SURFACE BEING INSTALLED ON  
2. ALTERNATE MANUFACTURERS: TITUS, NAILOR

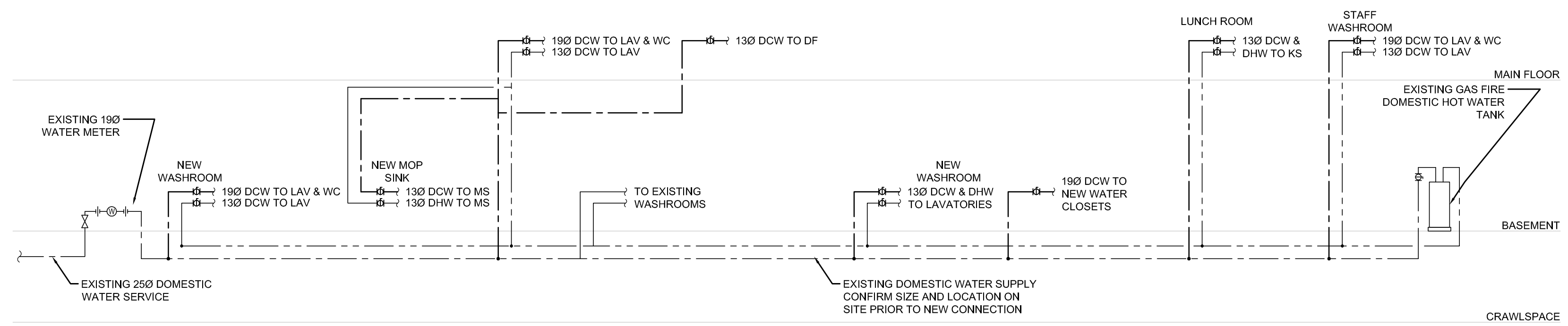
PLUMBING FIXTURE SCHEDULE		
Label	Fixture	Specification
WC-1	Water Closet-Barrier-Free Design	CADET 3 ELONGATED TOILET 215AA.004 VITREOUS CHINA LOW CONSUMPTION (6.0 LPF/1.3GPF) 16-1/2" (419mm) RIM HEIGHT FOR ACCESSIBLE APPLICATION, ELONGATED SIPHON ACTION JETTED BOWL, FULLY GLAZED 2-1/8" (54mm) TRAPWAY WITH 2" (51mm) BALL PASS, LINED TANK WITH AQUAGUARD LINER AND BOLTED COVER. AM500STSCSS ANTIMICROBIAL, HEAVY DUTY, OPEN FRONT LESS COVER FOR ELONGATED BOWL. SELF SUSTAINING STAINLESS STEEL CHECK HINGE.
WC-2	Water Closet	CADET PRO RIGHT HEIGHT ELONGATED TOILET 215CA.004 VITREOUS CHINA LOW CONSUMPTION (6.0 LPF/1.3GPF) 16-1/2" (419mm) RIM HEIGHT FOR ACCESSIBLE APPLICATION, ELONGATED SIPHON ACTION JETTED BOWL, FULLY GLAZED 2-1/8" (54mm) TRAPWAY WITH 2" (51mm) BALL PASS, LINED TANK WITH AQUAGUARD LINER AND BOLTED COVER. AM500STSCSS ANTIMICROBIAL, HEAVY DUTY, OPEN FRONT LESS COVER FOR ELONGATED BOWL. SELF SUSTAINING STAINLESS STEEL CHECK HINGE.
LAV-1	Wall Hung Lavatory	AMERICAN STANDARD MURRO WITH EVERCLEAN #0955.001EC/0059.020EC BASIN, 540mm x 520mm x 162mm (21-1/4" x 20-1/2" x 6-1/2") DEEP, VITREOUS CHINA, FOR CARRIER WITH CONCEALED ARMS, REAR OVERFLOW, RECESSED SELF-DRAINING FAUCET LEDGE, SEMI-PEDESTAL P-TRAP COVER. AMERICAN STANDARD SEVA SINGLE CONTROL FAUCET #1480.100 LESS POP-UP DRAIN, DURABLE CAST BRASS CONSTRUCTION THROUGHOUT, MULTIPOINT WASHERLESS CERAMIC DISC VALVE CARTRIDGES. ONE-HALF INCH MALE INLET SHANKS WITH BRASS COUPLING NUTS AND SHANKS NUTS, 1.8 LPM (0.4 GPM) PRESSURE COMPENSATING VANDAL-RESISTANT SPRAY. OPEN GRID DRAIN, ZURN THERMOSTATIC MIXING VALVE MODEL 1070, BRONZE ASTM B 584 W/NICKEL PLATING, INTERNAL BRASS, 1/2" OUTLET CONNECTION, OUTLET TEMPERATURE RANGE OF 95°F-115°F. CHROME PLATED CAST BRASS ONE PIECE TOP, 17 GA. (1.5mm) TUBULAR 32mm (1-1/4") TAILPIECE, FAUCET SUPPLIES, CHROME PLATED POLISHED BRASS, HEAVY DUTY ANGLE STOPS, 10mm (3/8") I.P.S. INLET x 76mm (3") LONG RIGID HORIZONTAL NIPPLES, V.P. LOOSE KEYS, ESCUTCHEONS AND FLEXIBLE COPPER RISER. P-TRAP, HEAVY CAST BRASS ADJUSTABLE BODY, WITH SLIP NUT, 32mm (1-1/4") SIZE, SHALLOW WALL FLANGE AND SEAMLESS TUBULAR WALL BEND. FIXTURE CARRIER, HEAVY GAUGE EPOXY COATED STEEL UPRIGHTS WITH WELDED FEET.
LAV-2	Counter-top Lavatory	AMERICAN STANDARD CADET UNIVERSAL ACCESS MODEL 9494.001 SELF-RIMMING / DROP-IN BASIN, VITREOUS CHINA, SIDE REAR OVERFLOW, FAUCET LEDGE, 32 MM (1-1/4") WASTE ASSEMBLY (NOT INCLUDED), NOMINAL DIMENSIONS: 533 MM (21") WIDE X 445 MM (17-1/2") FRONT TO BACK X 175 MM (6-7/8") HIGH. BOWL DIMENSIONS: 441 MM X 279 MM X 133 MM (17-3/8" X 11" X 5-1/4"). AMERICAN STANDARD SEVA SINGLE CONTROL FAUCET #1480.100 LESS POP-UP DRAIN, DURABLE CAST BRASS CONSTRUCTION THROUGHOUT, MULTIPOINT WASHERLESS CERAMIC DISC VALVE CARTRIDGES. ONE-HALF INCH MALE INLET SHANKS WITH BRASS COUPLING NUTS AND SHANKS NUTS, 1.8 LPM (0.4 GPM) PRESSURE COMPENSATING VANDAL-RESISTANT SPRAY. 155A OPEN GRID DRAIN, CAST BRASS ONE-PIECE TOP, 17 GA. (1.5 MM) TUBULAR 32 MM (1-1/4") TAILPIECE. LFH170BV FAUCET SUPPLIES, CHROME PLATED FINISH POLISHED BRASS, COMMERCIAL DUTY 1/4 TURN BALL VALVE ANGLE STOPS, 13 MM (1/2") I.D. INLET X 127 MM (5") HORIZONTAL EXTENSION TUBES, COMBINATION V.P. LOOSE KEYS, HANDLES, ESCUTCHEONS AND FLEXIBLE COPPER RISERS. PROVIDE P-TRAP, CHROME PLATED, ADJUSTABLE WALL METAL CONSTRUCTION, 32MM (1-1/4") SIZE, AND ESCUTCHEON.
SK-1	Kitchen Sink	ELKAY MODEL #ELUHAD211555 SINGLE BOWL UNDERMOUNT SINK, 23-1/2"x18-1/4"x5-3/8", PROVIDE UNDERMOUNT BRACKET. DELTA KITCHEN FAUCET MODEL #9113T-DST, DECK MOUNTED, CHROME PLATED SOLID CAST BRASS LEAD-FREE BODY, SINGLE LEVER, DIAMOND COATED CERAMIC CARTRIDGE, WITH PRESSURE COMPENSATING 5.7 LPM (1.5GPM) AERATOR OUTLET. TWO FUNCTION WAND AERATED STREAM OR SPRAY. ZURN THERMOSTATIC MIXING VALVE MODEL 1070, BRONZE ASTM B 584 W/NICKEL PLATING, INTERNAL BRASS, 1/2" OUTLET CONNECTION, OUTLET TEMPERATURE RANGE OF 95°F-115°F. OPEN GRID DRAIN, CHROME PLATED CAST BRASS ONE PIECE TOP, 17 GA. (1.5mm) TUBULAR 32mm (1-1/4") TAILPIECE, FAUCET SUPPLIES, CHROME PLATED POLISHED BRASS, HEAVY DUTY ANGLE STOPS, 10mm (3/8") I.P.S. INLET x 76mm (3") LONG RIGID HORIZONTAL NIPPLES, V.P. LOOSE KEYS, ESCUTCHEONS AND FLEXIBLE COPPER RISER. P-TRAP, HEAVY CAST BRASS ADJUSTABLE BODY, WITH SLIP NUT, 32mm (1-1/4") SIZE, SHALLOW WALL FLANGE AND SEAMLESS TUBULAR WALL BEND.
DF-1	Drinking Fountain	Electric water cooler with the bottle filling station. Elkay Model LZ5TLR8WS shall deliver 8GPH of drinking water at 90°F ambient and 80°F inlet water. Lower units shall have pusher activation. Bottle filling unit shall include an electronic unit sensor for touchless activation with auto 20-second shut-off timer. Shall include Green Ticker™ displating count of plastic bottles saved from waste. Bottle filler shall provide 1.1-1.5 gpm flow rate with laminar flow to minimize splashing. Shall include the WaterSentry™ Plus 3000-gallon capacity filter, certified to NSF/ANSI 42 and 53, with visual monitor to indicate when replacement is necessary. Shall include integrated silver ion anti-microbial protection in key areas. Unit shall meet ADA guidelines. Unit shall be lead-free design which is certified to NSF/ANSI 61 and 372 and meets Federal and State low-lead requirements. Unit shall be certified to UL399 and CAN/CSA 22.2 No.120
MS-1	MOP SINK	Stern Williams #MTB-2424 square service / Mop sink, 610 mm (24") x 610 mm (24") x 254mm (10") deep, floor mounted, terrazzo composed of pearl gray marble chips and Portland cement ground smooth, sealed to resist stain, cast brass drain with stainless steel strainer, 3"(75mm) outlet. American Standard #8354.112 wall mounted Two Handle faucet, chrome plated, flexible installation within the range of 6" (152mm) to 10" (254mm), cast brass body, 1/4 turn ceramic disc valve cartridges, unrestricted hose end outlet, spout with atmospheric vacuum breaker and bucket hook 237 mm (9-5/16") from wall to outlet reach, lever handles, top brace. Stern Williams A-20 Bumper Guard anodized aluminum cap (Bumper Guard Size)   Quantity Description (Stern Williams T-35 Hose and Wall Hook hose 36" (914mm) long with 3/4" (19mm) chrome coupling, stainless steel wall bracket. Stern Williams T-40 Mop Hanger stainless steel #4 finish, 24" (610mm) long with 3 rubber spring loaded clips. Stern Williams BP Back Splash Panel 20 gauge type 304 stainless steel. Stern Williams TC-3 Gasket 3" (76mm) for XHCI, plastic and steel pipe.



1 TYPICAL SANITARY SCHEMATIC  
NTS



2 TYPICAL SANITARY SCHEMATIC  
NTS



3 TYPICAL DOMESTIC WATER SCHEMATIC  
NTS

