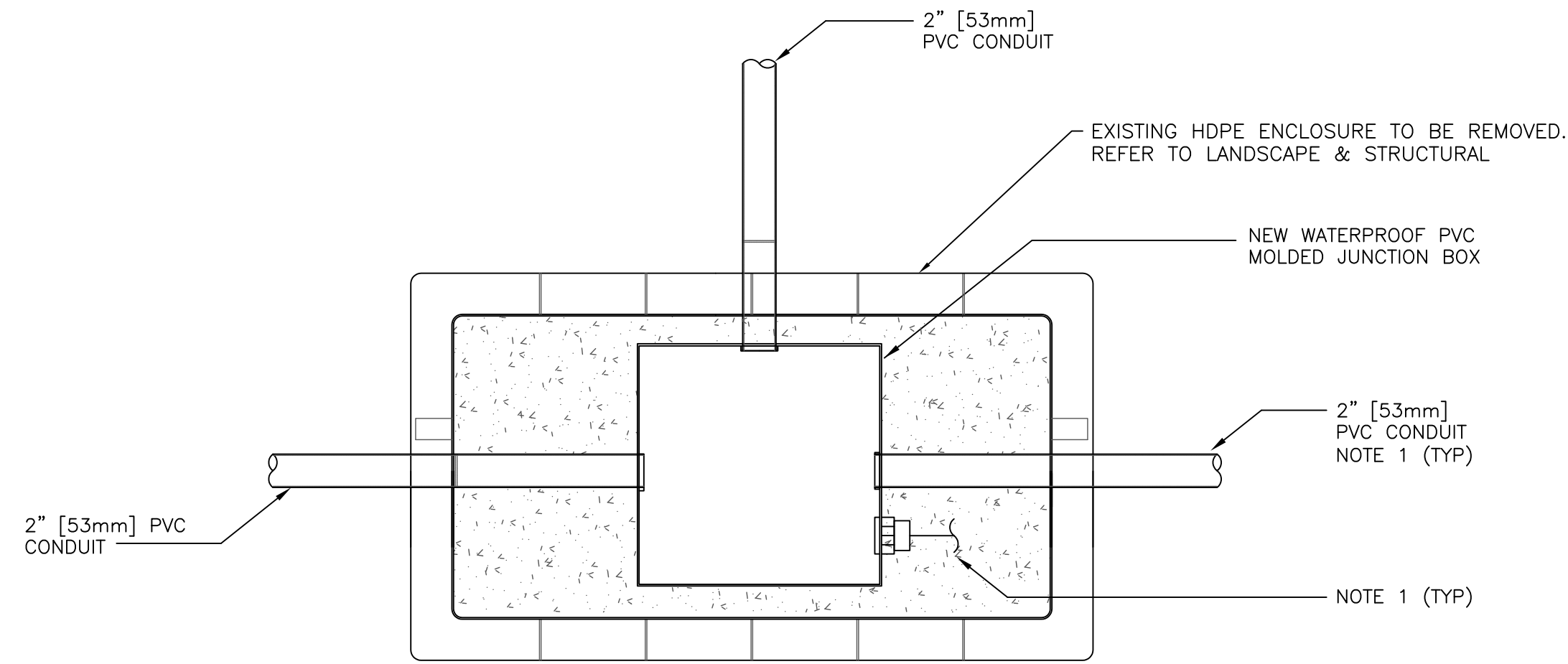
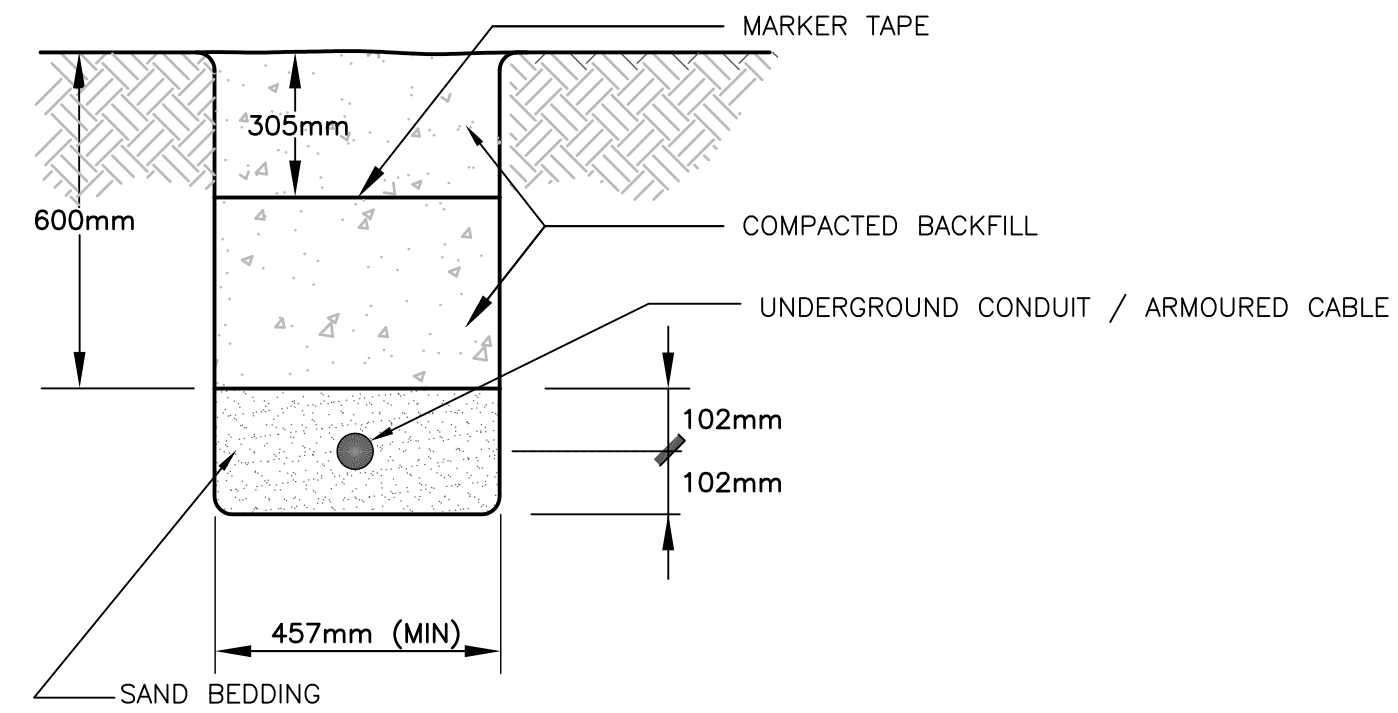


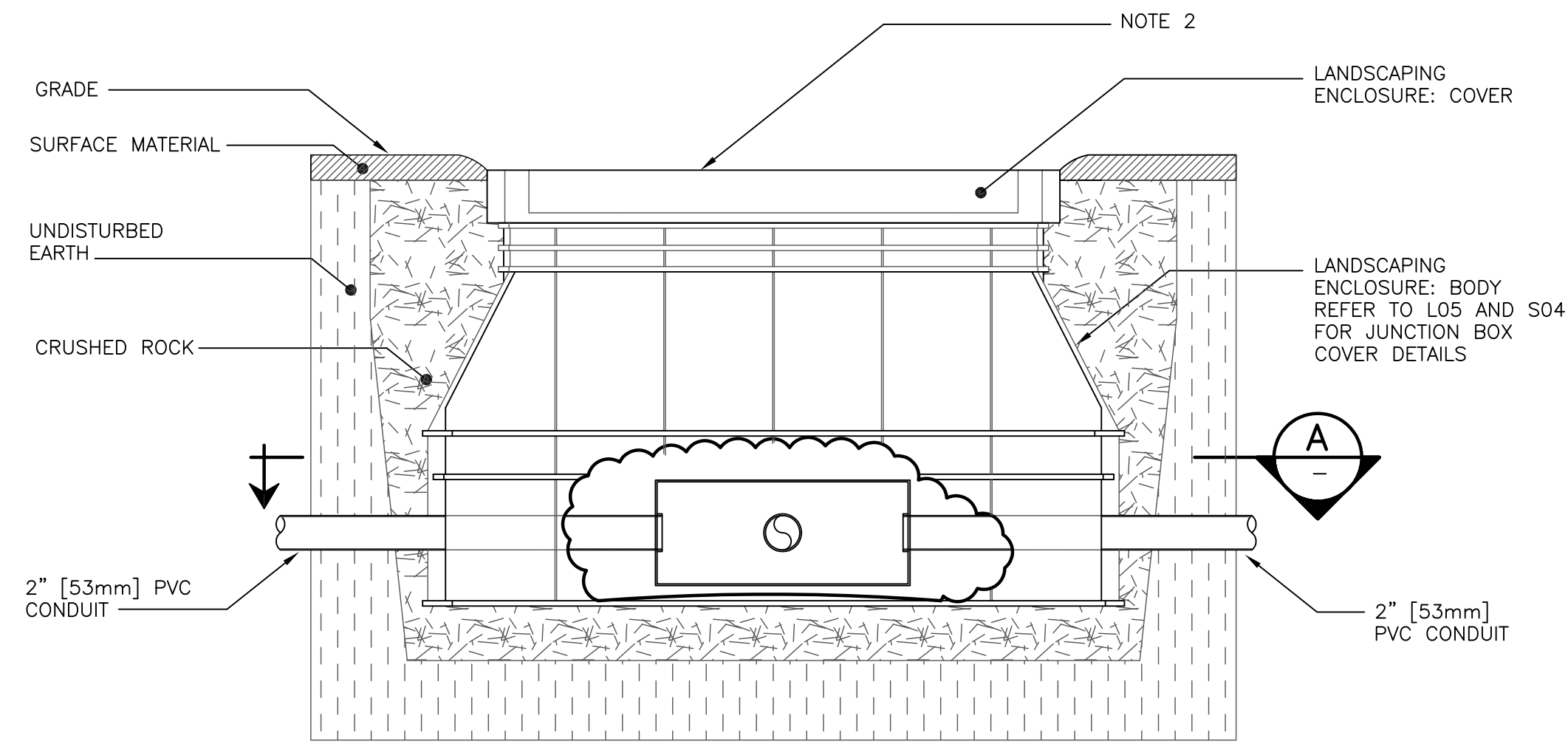
File Name: P:\Projects\2013\13-0109-001\Doc.Control\ToBeIssued\DWG\13-0109-001_E03-Rev.1.dwg - Tab: Rev. 1 Plotted By: dderoché 16/09/30 [Fri 11:32am]



A EXISTING JUNCTION BOX PLAN
SCALE: N.T.S.



C TRENCH DETAIL
SCALE: N.T.S.



B EXISTING JUNCTION BOX ELEVATION
SCALE: N.T.S.

NOTES:

1. JUNCTION BOX IS TYPICAL. ACTUAL BOX SHALL HAVE CONNECTIONS MATCHING CONDUITS AND CABLES AND HAVE INTERNAL TERMINAL BLOCKS FOR TERMINATING ALL CABLES.
2. EXISTING ENCLOSURE SHOWN. CONTRACTOR SHALL CO-ORDINATE WITH LANDSCAPE & STRUCTURAL TO HAVE UPDATED COVER INSTALLED AS PER LANDSCAPING PLANS.

NO.	YY/MM/DD	DESCRIPTION	DESIGN BY	DESIGN CHECK
1	16/09/27	ISSUED FOR CONSTRUCTION	DAL	AP
0	14/04/14	ISSUED FOR TENDER	DAL	AP

REVISIONS / ISSUE

CLIENT:

SCATLIFF+MILLER+MURRAY Inc.
TEL 204 627-2444 FAX 204 627-3443
6-30 MARBLE AVENUE WINNIPEG, MB CANADA

PROJECT:
PEGUIS PAVILION
POND REDEVELOPMENT
& LANDSCAPE RENOVATIONS

DWG. DESCRIPTION:
ELECTRICAL
DETAILS

DESIGN BY:	CLS	DATE (YY/MM/DD):	14/03/12
DESIGN CHECK:	AP	DATE:	14/04/11
DRAWN BY:	CBW	DATE:	14/03/19
DWG CHECK:	DAL	DATE:	14/04/11

DWG. NO. 13-0109-001 E03
REV: 1



ENG. STAMP