

RENOVATION NOTES:

- GLAZING UNIT WALL SYSTEM C/W HINGED DOORS TO BE TEKNION OPTOS SINGLE CENTERED LAMINATED GLASS TO GLASS SYSTEM W/ AN ANODIZED FRAME.
- SUPPLY & INSTALL CONCRETE LEVELING MATERIAL AS PER FLOOR FINISH PLAN.
- TEKNION WALL SYSTEM AT CORNER OF STAIRWELL GLAZING UNIT WALL SYSTEM C/W LOCKABLE DOOR TO BE TEKNION OPTOS SINGLE CENTRED LAMINATED GLASS TO GLASS SYSTEM W/ AN ANODIZED FRAME. HEIGHT TO BE TO UIS OF EXISTING SUSPENDED ACOUSTIC CEILING SYSTEM @ 9'-4\".
- REMOVE FLOORING @ DOOR OPENING & PREPARE FLOOR TO ACCEPT NEW CARPET TILE. SUPPLY FLOOR TRANSITION STRIPS IF REQUIRED. PREPARE OPENING FOR NEW PAINT. SUPPLY & INSTALL (3)- 4'-0\" HIGH STAINLESS STEEL CORNER GUARDS.
- NEW WALL CONSTRUCTION TYPE A3. WALL TO BE LOCATED MIN. 1'-0\" FROM EXISTING SPRINKLER HEAD. SEE WALL TYPES FOR DETAILS.
- INSTALL EXISTING LOWER CABINETS STARTING FROM RIGHT TO LEFT, INSTALLING SINK CABINET IN CENTER. SUPPLY & INSTALL NEW UPPERS, COUNTERTOP & SINK. SEE CABINET ELEVATIONS & SECTIONS ON A5 & MECH., ELEC, DWGS. UNDER COUNTER FRIDGE NOT IN CONTRACT.
- INSTALL EXISTING DOOR, FRAME & HARDWARE. PATCH ALL AS REQUIRED & PREPARE WALL & DOOR/FRAME FOR NEW PAINT.
- INSTALL EXISTING DOOR, FRAME, SIDELIGHT & HARDWARE. PATCH ALL AS REQUIRED & PREPARE WALL & DOOR/FRAME FOR NEW PAINT.
- INSTALL NEW WALL TYPE A3. STUDS & DRYWALL MAY VARY. MATCH EXISTING WALL CONDITIONS & SUIT TO FINISH.

WALL TYPES /LEGEND

EXISTING DOORS

NEW DOORS -SEE TYPES

EXISTING WALLS

NEW WALL CONSTRUCTION TYPE (A1) (A2)

TYPE (A1)
NEW 5/8\" GYPSUM BOARD B/S
NEW 3 5/8\" STEEL STUDS @ 16\" O.C.
SOUND ATTENUATION BATT
PARTITIONS TO RUN TO UIS OF STRUCTURAL CEILING (13'-4\" IN STORAGE 3:93 & CORRIDOR 3:94

TYPE (A2)
SEE REFLECTED CEILING PLAN
NEW 5/8\" GYPSUM BOARD B/S
NEW 3 5/8\" STEEL STUDS @ 16\" O.C.
SOUND ATTENUATION BATT
BULKHEAD TO RUN FROM UIS OF STRUCTURAL CEILING (13'-4\" DOWN TO NEW TEKNION WALL @ 8'-0\" TO FIN. FLOOR. PATCH ALL PENETRATIONS OF DUCTWORK, SPRINKLER LINES.

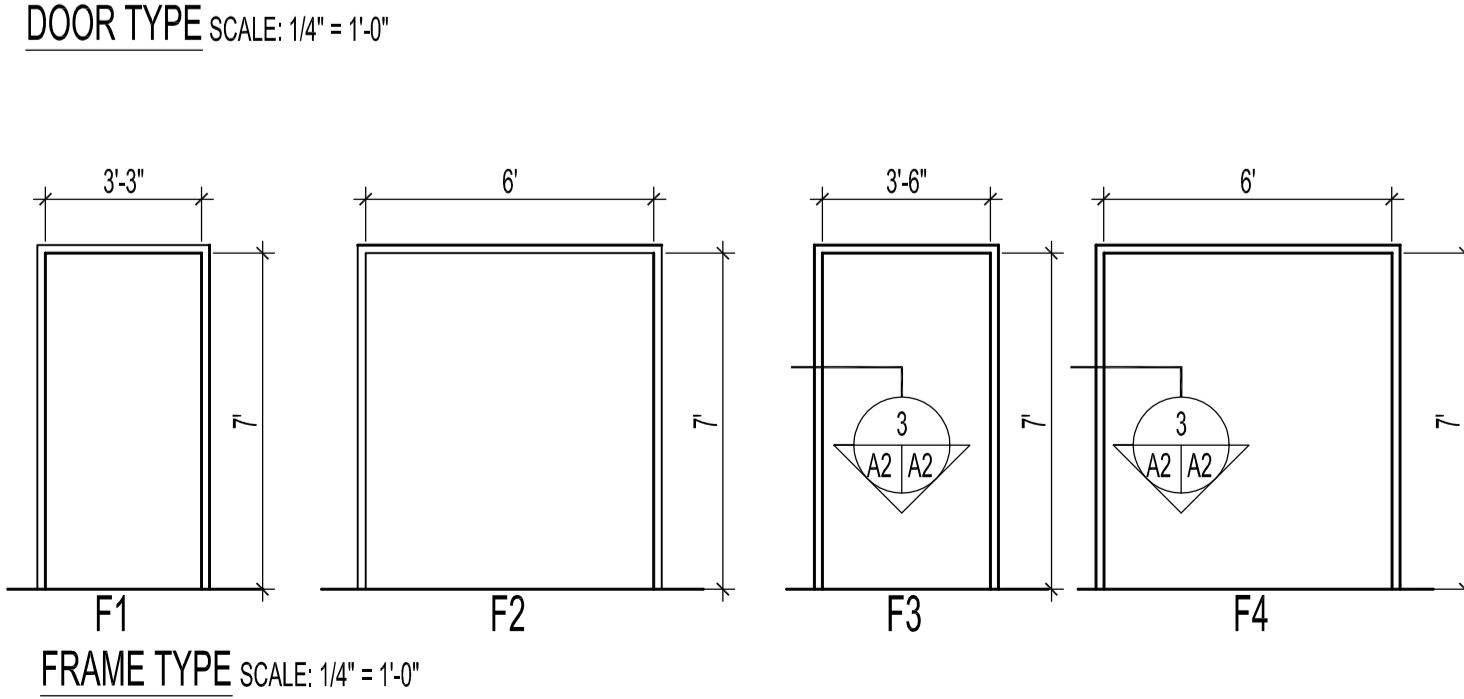
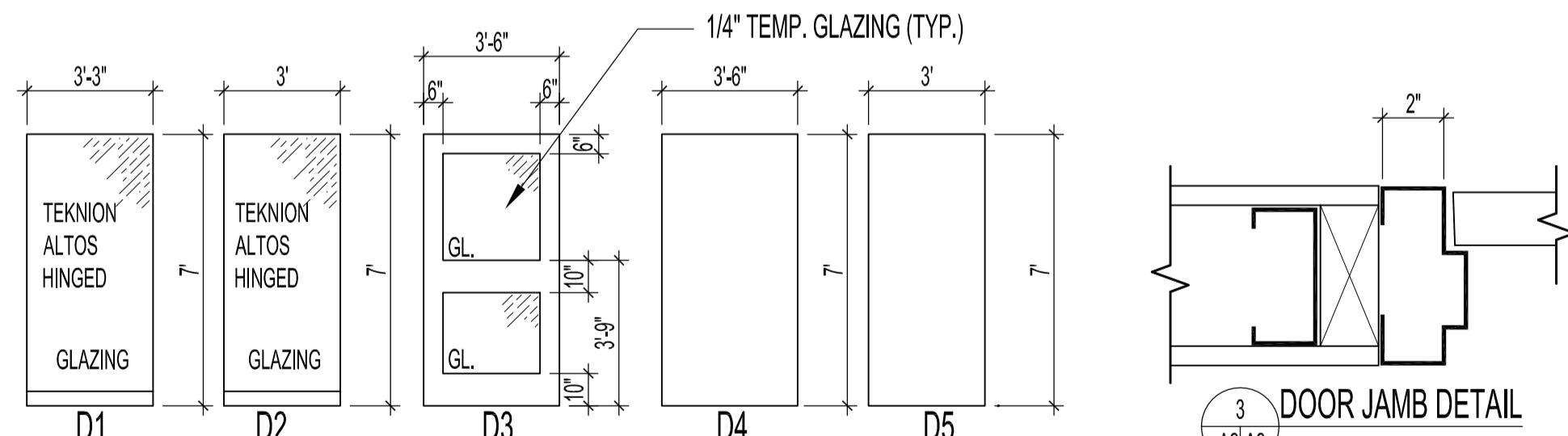
TYPE (A3)
NEW 5/8\" GYPSUM BOARD B/S
NEW 3 5/8\" STEEL STUDS @ 16\" O.C.
SOUND ATTENUATION BATT
PARTITION TO RUN TO UIS OF ACOUSTIC CEILING IN STAFF ROOM 3:47A

TYPE (A4)
SEE REFLECTED CEILING PLAN
NEW 5/8\" GYPSUM BOARD ONE SIDE
NEW 3 5/8\" STEEL STUDS @ 16\" O.C.
BULKHEAD TO RUN FROM UIS OF STRUCTURAL CEILING (13'-4\" DOWN TO NEW TEKNION WALL @ 8'-0\" TO FIN. FLOOR. SEE REFLECTED CEILING PLAN FOR WIDTH OF BULKHEAD. PATCH ALL PENETRATIONS OF DUCTWORK, SPRINKLER LINES.

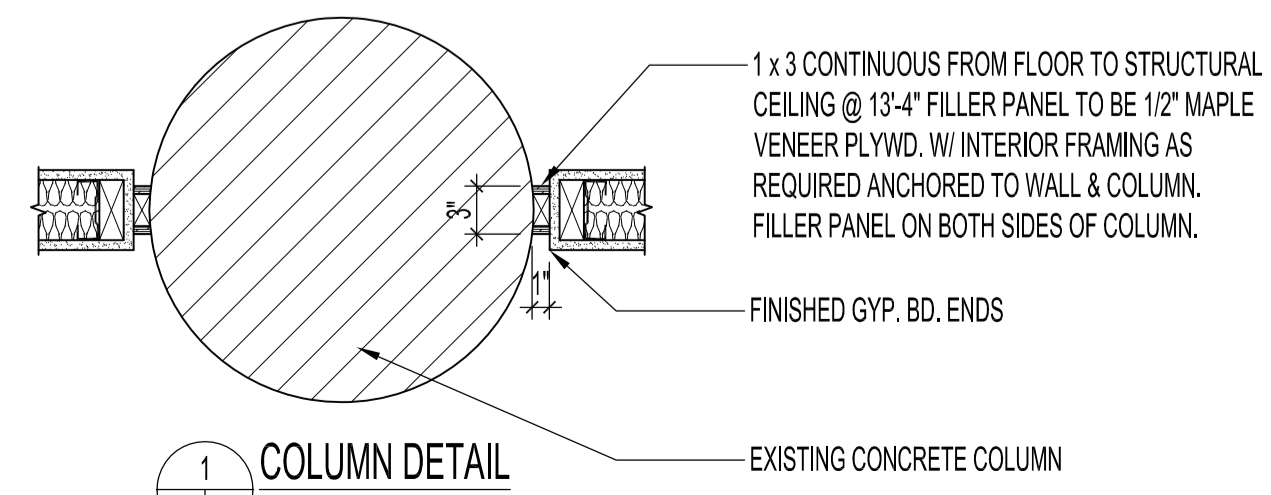
TYPE (B)
NEW TEKNION OPTOS GLAZING WALL TYPE (B)
NEW TEKNION OPTOS WALL SYSTEM TO RUN TO UIS OF NEW BULKHEAD @ 8'-6\"

DOOR SCHEDULE									
DOOR NO.	DOOR					FRAME			HARDWARE & NOTES
	TYPE	WIDTH	HEIGHT	THICK.	MATL.	FINISH	TYPE	MATL.	
D347A	EXISTING DOOR, FRAME & ALL HARDWARE TO BE RE-INSTALLED	PAINT EXISTING DOOR & FRAME							
D347B	EXISTING DOOR, FRAME SIDE LIGHT & ALL HARDWARE TO BE RE-INSTALLED	PAINT EXISTING DOOR, FRAME & SIDELIGHT							
D385	D1	3'-3\" x 7'-0\"		GLAZING		F1	ALUMINUM	PRE-FINISHED	DOOR, FRAME & HARDWARE BY TEKNION ALTOS WALL SYSTEM PROVIDE LOCKSET, HINGES, LEVER HANDLES, DOOR PLUNGER HOLDER
D392A	D2	(2)- 3'-0\" x 7'-0\"		GLAZING		F2	ALUMINUM	PRE-FINISHED	DOOR, FRAME & HARDWARE BY TEKNION ALTOS WALL SYSTEM PROVIDE LOCKSET, HINGES, LEVER HANDLES, DOOR PLUNGER HOLDER FOR BOTH DOORS
D392B	D4	3'-6\" x 7'-0\" x 1 3/4\"		HOLLOW METAL	PAINT	F3	PRESSED STEEL	PAINT	4 HINGES CB179 4 1/2 X 4 NRP 26D CST 1 DEADLOCK B560P 626 CSC 1 PASSAGE SET AL10S SAT 626 CSC 1 KICK PLATE GSH 80A 10\" X 33.5\" C32D CGA 1 FLOOR STOP GSH 218 C26D CGA 1 PLUNGER HOLDER FS1154 US26D CIV
D394A	D3	3'-6\" x 7'-0\" x 1 3/4\"		HOLLOW METAL	PAINT	F3	PRESSED STEEL	PAINT	4 HINGES CB179 4 1/2 X 4 NRP 26D CST 1 EXIT DEVICE 98NL-OP X 110MD-NL 48\" US26D CVO 1 RIM CYLINDER TO SUIT -20-021 C32D CSC 1 DOOR PULL 1180-2 1/2 C.C.#2 C32D CGA 1 CLOSER 4040 XP EDA 689 CLC 1 KICK PLATE GSH 80A 10\" X 40 1/2\" C32D CGA 1 FLOOR STOP GSH 218 C26D CGA
D394B	D5	(2)- 3'-0\" x 7'-0\" x 1 3/4\"		HOLLOW METAL	PAINT	F4	PRESSED STEEL	PAINT	6 HINGES CB179 4 1/2 X 4 NRP 26D CST 2 FLUSH BOLT FB458 (UL) US26D CIV 1 DEADLOCK B560P 626 CSC 1 PASSAGE SET AL10S SAT 626 CSC 2 KICK PLATE GSH 80A 10\" X 35\" C32D CGA 2 PLUNGER HOLDER FS1154 US26D CIV 1 ASTRAGAL W-984\" AL CKN

ROOM FINISH SCHEDULE										
ROOM NO.	ROOM NAME	FLOOR	BASEBOARD	NORTH WALL	SOUTH WALL	EAST WALL	WEST WALL	CEILING	CEILING HEIGHT	NOTES
3:46	CRAFT ROOM	EXISTING	4\" RUBBER BASE -WHITE	PT.	PT.	PT.	PT.	EXIST. AC. T.		PAINTING: ALL PAINT COLOURS & FINISHES FOR DOORS, FRAMES & WALLS TO MATCH EXISTING GENERAL OFFICE ON SITE UNLESS NOTED OTHERWISE. COLOUR TO BE OFF WHITE. ALLOW FOR 3 ACCENT COLOURS. LOCATION & COLOURS TO BE DETERMINED.
3:47A	STAFF ROOM	EXISTING	4\" RUBBER BASE -WHITE	PT.	PT.	PT.	PT.	EXIST. AC. T.		
3:47B	OFFICE	EXISTING	4\" RUBBER BASE -WHITE	PT.	PT.	PT.	PT.	EXIST. AC. T.		
3:85	ENTRANCE	EXIST. & CP	4\" CARPET BASE -GREY					EXIST. AC. BAFFLES 8'-4\" & 13'-4\"		ALL UNFINISHED CONCRETE (COLUMNS & WALLS) TO BE PROTECTED DURING PAINTING. PAINT 4\" DOWN AROUND TOP OF EXISTING COLUMNS TO MATCH NEW CEILING COLOUR.
3:86	LAB	CP	4\" CARPET BASE -GREY	PT.	PT.	PT.	PT.	PT. -STRUCT. NEW AC. PANELS	13'-4\"	
3:92	CLASSROOM	CP	4\" CARPET BASE -GREEN	PT.	PT.-BULKHEAD	PT.	PT.	PT. -STRUCT	13'-4\"	THE PAINTING OF THE STRUCT. CEILING IS TO INCLUDE ALL DUCTWORK SUPPLY & EXHAUST HOODS AND PIPES. PROTECT ALL SPRINKLER HEADS, LIGHT FIXTURES & SPEAKERS PRIOR TO PAINTING. WASH & REMOVE ALL SCUFFS & SOIL FROM EXISTING 4\" WHITE RUBBER BASEBOARD. NEW BASEBOARD TO MATCH EXISTING COLOUR ON SITE
3:93	STORAGE	EXIST.	4\" RUBBER BASE EXIST. & NEW -WHITE	PT.	PT.	PT.	PT.	EXIST. STRUCT.	13'-4\"	
3:94	CORRIDOR	EXIST.	4\" RUBBER BASE EXIST. & NEW -WHITE	PT.	PT.	PT.	PT.	EXIST. STRUCT.	13'-4\"	



FRAME TYPE SCALE: 1/4\"



1 COLUMN DETAIL SCALE: 1\"

No.	REVISION/DESCRIPTION	BY	DATE
1	ISSUED FOR CONSTRUCTION	MMK	AUG 26 2016



DRAWN	CHECKED	DESIGNED	APPROVED
MMK			

THE CITY OF WINNIPEG
PLANNING, PROPERTY AND DEVELOPMENT DEPARTMENT
MUNICIPAL ACCOMMODATIONS DIVISION
3-65 GARRY STREET, R3C 4K4

PROJECT
MILLENNIUM LIBRARY
DEVELOPEMENT & CONSTRUCTION OF IDEA MILL
251 DONALD STREET

SHEET TITLE
PARTIAL THIRD FLOOR PLAN
RENOVATION
DOOR & ROOM SCHEDULES

SCALE	PROJECT No:	SHEET No:
AS SHOWN	2015-123	A2