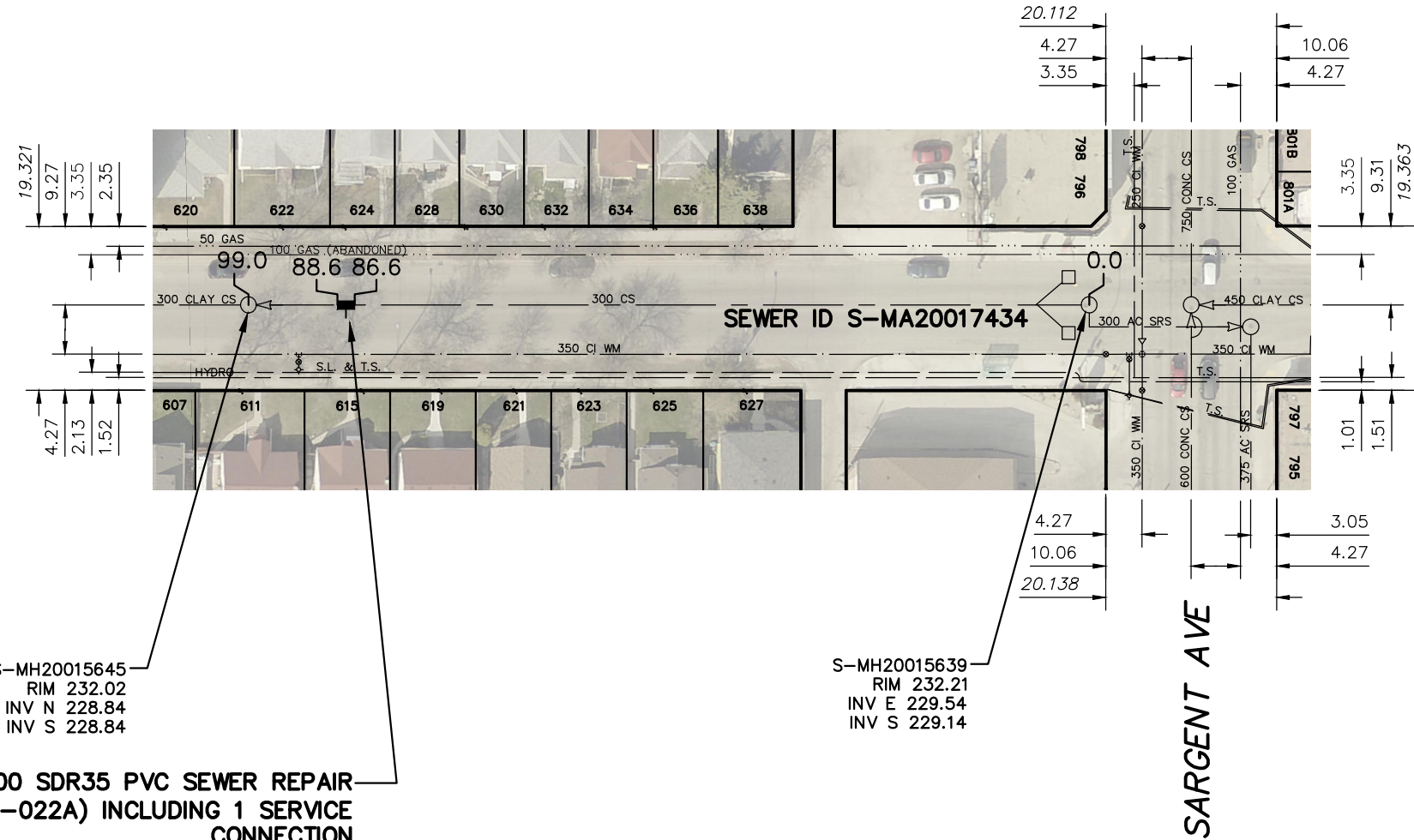
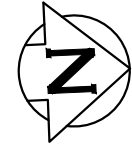


ARLINGTON STREET



SEWER JUNCTION INFORMATION FROM SEWER VIDEO INSPECTION		
SEWER ID S-MA20017434		
DISTANCE FROM MH ID S-MH20015639		
DISTANCE	DIAMETER	CLOCK
5.9	150	10
6.7	150	2
15.9	150	3
42.0	150	9
44.2	150	2
54.3	150	2
56.4	150	10
63.8	150	10
66.6	150	2
72.6	150	10
73.9	150	2
76.1	150	10
76.8	150	2
79.7	150	9
87.6	150	9
89.7	150	2
94.3	100	10
97.2	150	1

S-MH20015645
RIM 232.02
INV N 228.84
INV S 228.84

S-MH20015639
RIM 232.21
INV E 229.54
INV S 229.14

2.0 OF 300 SDR35 PVC SEWER REPAIR (SD-022A) INCLUDING 1 SERVICE CONNECTION

FOR INDEX SEE 11308

WARNING

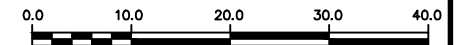
IF POWER EQUIPMENT OR EXPLOSIVES ARE TO BE USED FOR EXCAVATION ON THIS PROJECT THE CONTRACTOR MUST:

- 1) NOTIFY THE GAS COMPANY OF THE PROPOSED LOCATION OF EXCAVATION.
- 2) TAKE PRECAUTION TO AVOID DAMAGE TO GAS COMPANY INSTALLATIONS.

SEE PROVINCIAL REGULATION 210/72 FOR DETAILS

METRIC

WHOLE NUMBERS INDICATE MILLIMETRES
DECIMALIZED NUMBERS INDICATE METRES



LOCATION APPROVED UNDERGROUND STRUCTURES

SUPV. U/G STRUCTURES COMMITTEE DATE

NOTE:

LOCATION OF UNDERGROUND STRUCTURES AS SHOWN ARE BASED ON THE BEST INFORMATION AVAILABLE BUT NO GUARANTEE IS GIVEN THAT ALL EXISTING UTILITIES ARE SHOWN OR THAT THE GIVEN LOCATIONS ARE EXACT. CONFIRMATION OF EXISTENCE AND EXACT LOCATION OF ALL SERVICES MUST BE OBTAINED FROM THE INDIVIDUAL UTILITIES BEFORE PROCEEDING WITH CONSTRUCTION.

B.M. ELEV.			
NO.	REVISIONS	DATE	BY

DESIGNED BY	TS	CHECKED BY	SC
DRAWN BY	RJ	APPROVED BY	KZ
SCALE:	1:750	RELEASED FOR CONSTRUCTION	K. ZUREK
HORIZONTAL		DATE	2016 11 14
VERTICAL		DATE	2016 11 14

ENGINEER'S SEAL
ORIGINAL SIGNED BY S.R.J. COURNOYER 16/11/14
CONSULTANT DRAWING NUMBER -

THE CITY OF WINNIPEG
WATER AND WASTE DEPARTMENT
ENGINEERING DIVISION

2016 SEWER MAIN RENEWALS BY EXTERNAL POINT REPAIR ARLINGTON STREET
MH AT SARGENT AVENUE TO 1ST MH S OF SARGENT AVENUE

SHEET **4** OF **29**
CITY DRAWING NUMBER

11311

PLOT DATE: 2016 11 18

BID OPPORTUNITY: 967-2016
CONTRACT NUMBER: 6A

FILE PATH: R:\DRAWINGS\SEWER\2016 RENEWALS\Contract 6A\CONSTRUCTION\ARLINGTON_S-MA20017434.dwg