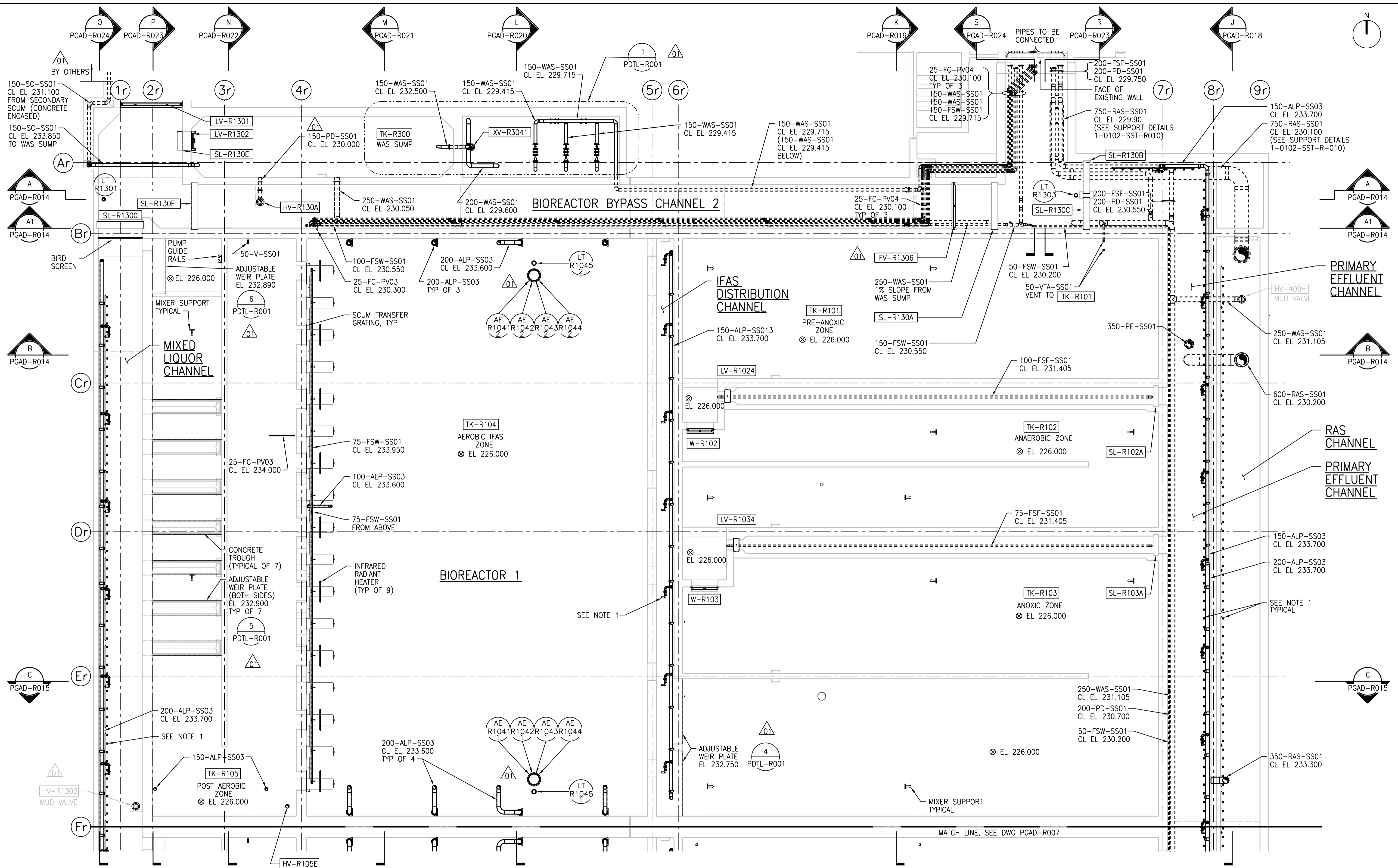


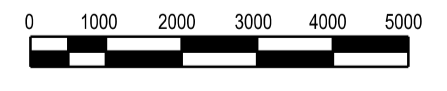
A1 - SIZE - 594mm x 841mm

© CH2M HILL 2017. ALL RIGHTS RESERVED.



UPPER LEVEL PLAN - PART A

1:100



**APEGM**  
Certificate of Authorization  
CH2M HILL Canada Ltd.  
No. 1441

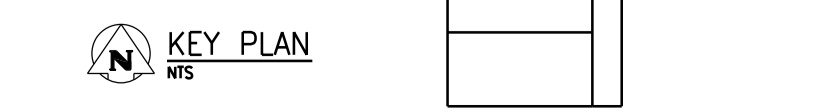
**NOTE:**  
1. COARSE BUBBLE AERATION REMOVABLE MANIFOLD ASSEMBLIES TYPICAL (REFER TO VENDOR DRAWINGS FOR PLACEMENT LOCATION, DETAILS, ALSO TO CHANNEL AIR DIFFUSER DETAIL 4027-624 DRAWING 1-0102-PDTL-A006) PLEASE NOTE FOR IFAS DISTRIBUTION CHANNELS ONLY REFER TO SPEC SECTION 46 51 21.16.

NO.	REVISIONS	DATE	DESIGN	CHECK
04	ISSUED FOR ADDENDUM 4 - 976-2016	2017/06/30	B.C.	J.C.
03	ISSUED FOR CONSTRUCTION - 976-2016	2017/04/05	B.C.	J.C.
02	ISSUED FOR CONSTR - B.O. 899-2015	04/2016	B.C.	J.C.
01	ISSUED FOR ADD. 2 - B.O. 899-2015	02/2016	B.C.	J.C.
00	ISSUED FOR TENDER - B.O. 899-2015	01/2016	B.C.	J.C.

**CH2MHILL**  
SNC-LAVALIN  
DESIGNED BY: F. ABSI  
CHECKED BY: B. EDGAR  
DRAWN BY: B. COOPER  
APPROVED BY: H.T. FREIHAMMER  
SCALE: 1:100  
DATE: 2017/04/05  
ISSUED FOR CONSTRUCTION  
BY: J. SHUMKA  
DATE: 2017/04/05  
CONSULTANT NO.: 474248

ENGINEER'S SEAL  
**F. J. ABSI**  
Member  
36875  
REGISTERED PROFESSIONAL ENGINEER

**THE CITY OF WINNIPEG**  
WATER AND WASTE DEPARTMENT  
SOUTH END WATER POLLUTION CONTROL CENTRE  
SEWPPCC UPGRADING/EXPANSION PROJECT  
PROCESS  
BIOREACTOR 1  
UPPER LEVEL PLAN - PART A  
CITY DRAWING NUMBER: 1-0102-PGAD-R006  
SHEET: 001  
REV: 04  
SIZE: A1



PLOT DATE: 2017\07\03

FILE NAME: 1-0102-PGAD-R006.dgn