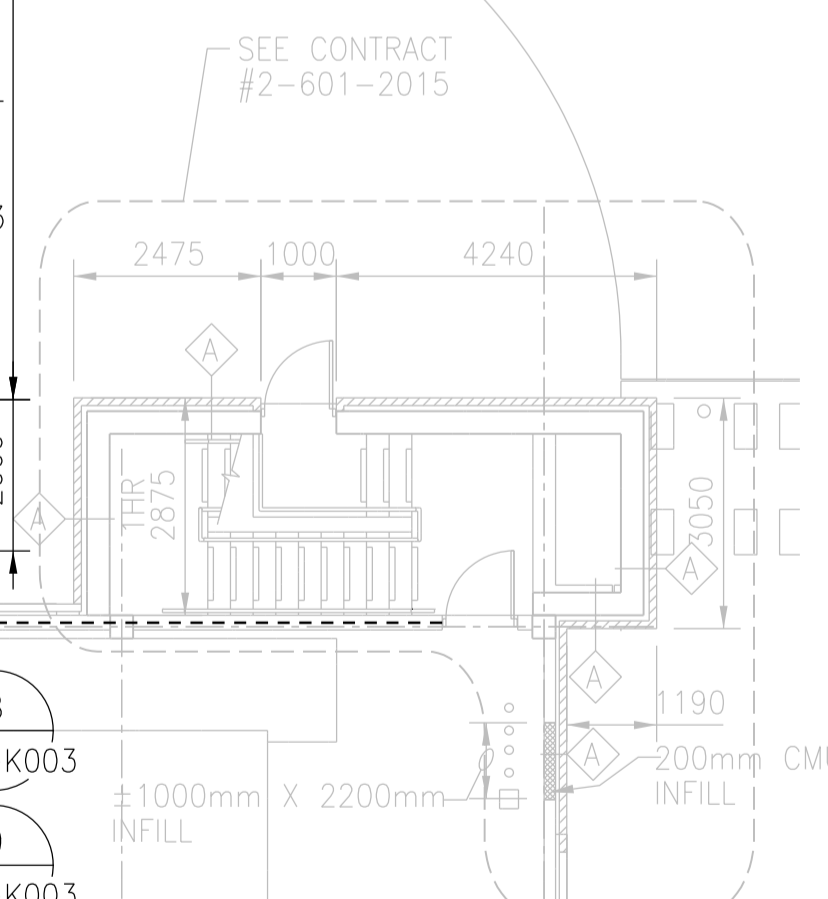
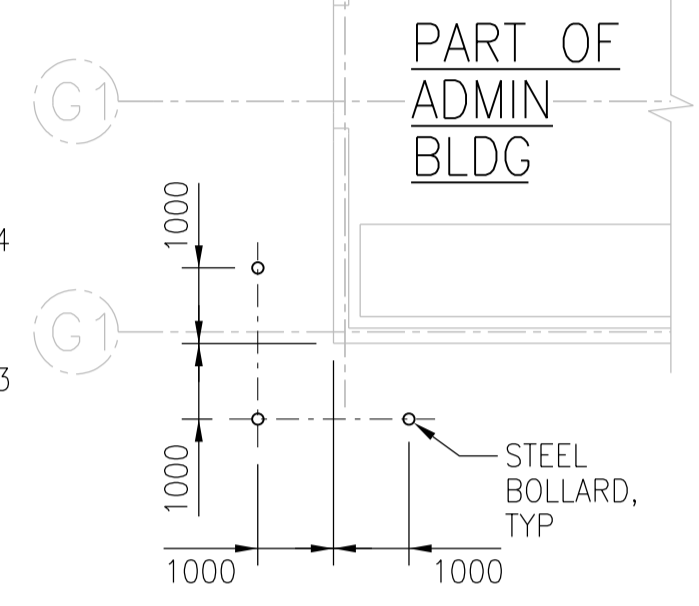
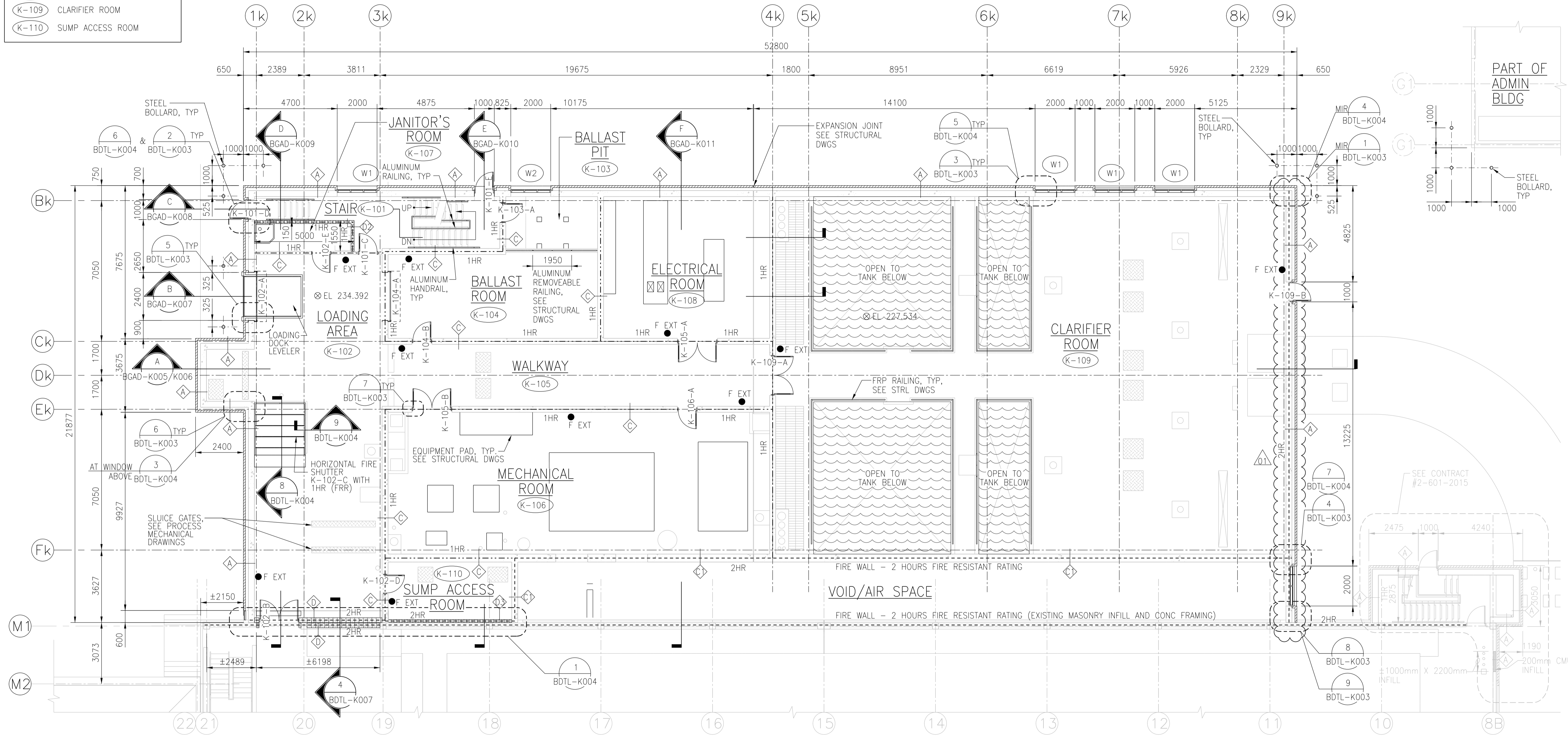
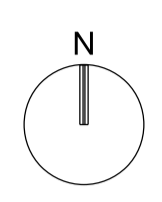


ROOM FINISH SCHEDULE

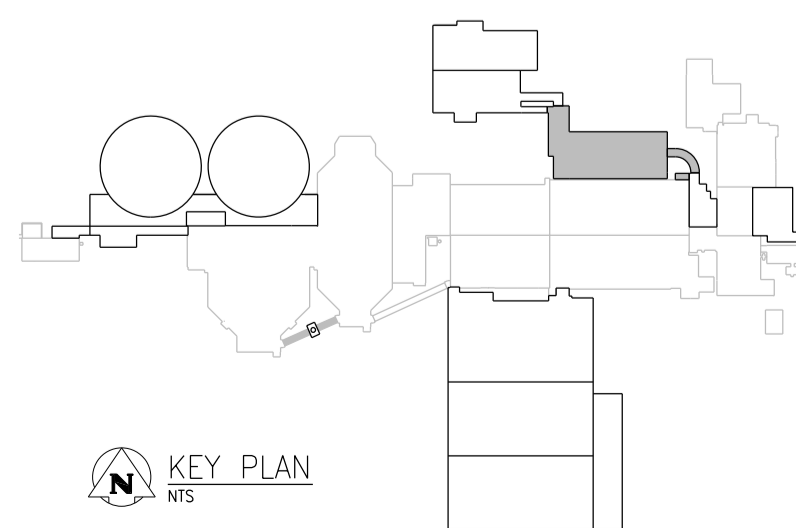
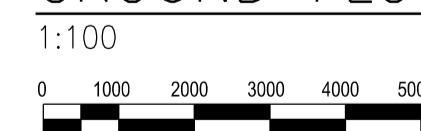
RM NO.	NAME
K-101	STAIR
K-102	LOADING AREA
K-103	BALLAST PIT
K-104	BALLAST ROOM
K-105	WALKWAY
K-106	MECHANICAL ROOM
K-107	JANITOR'S ROOM
K-108	ELECTRICAL ROOM
K-109	CLARIFIER ROOM
K-110	SUMP ACCESS ROOM



NOTES:

- FOR PIPE/DUCT PENETRATIONS ^{1,2,3,4} BDTL-A003 SEE DETAILS
- PATTERN/HATCHING OF WATER/LIQUID IS FOR CLARIFICATION PURPOSES ONLY TO INDICATE AND DIFFERENTIATE WATER/LIQUID CONTAINING STRUCTURES FROM REMAINDER OF BUILDING AREAS. IT DOES NOT REPRESENT ACTUAL LEVEL, VOLUME OR EXTENT OF WATER/LIQUID IN THESE AREAS. REFER TO PROCESS MECHANICAL FOR SUCH REQUIREMENTS.
- DENOTES EXTENT OF FIRE RATED SEPARATION $\text{---} \text{HR} \text{---}$
- DENOTES EXTENT OF FIRE WALL $\text{---} \text{HR} \text{---}$
- PROVIDE ABRASIVE NOSING INSERTS ON CONCRETE STAIRS. REFER TO STRUCTURAL STANDARD DETAILS.
- SEE SITE PLAN FOR BOLLARD LOCATIONS.
- ACOUSTICAL WALL PANELS: SEE SIZE AND QUANTITY ON PLAN. COORDINATE LOCATION WITH ELECTRICAL, PROCESS, STRUCTURAL AND HVAC EQUIPMENT.
- FOR ACOUSTICAL CEILING PANELS, SEE DWG 5/BGAD-C004.

GROUND FLOOR PLAN



NO.	REVISIONS	DATE	DESIGN	CHECK
01	ISSUED FOR ADDENDUM 5 - 976-2016	2017/07/14	R.B.	J.C.
00	ISSUED FOR CONSTRUCTION - 976-2016	2017/04/05	R.B.	J.C.

CH2MHILL CANADA
Architects Inc.

DESIGNED BY: R. ZAKKO
DRAWN BY: R. BATHAN
SCALE: 1:100
DATE: 2017/04/05
CONSULTANT NO.: 474248

CHECKED BY: B. KOLIS-HUPA
APPROVED BY: H.T. FRIEHAMMER
ISSUED FOR CONSTRUCTION BY: J. SHUMKA
DATE: 2017/04/05

ENGINEER'S SEAL

July 14, 2017

PROVINCE OF MANITOBA REGISTERED ARCHITECT

REID ZAKKO

THE CITY OF WINNIPEG
Winnipeg WATER AND WASTE DEPARTMENT

SOUTH END WATER POLLUTION CONTROL CENTRE
SEWPCC UPGRADING/EXPANSION PROJECT
BUILDING
HIGH RATE CLARIFICATION BUILDING
GROUND FLOOR PLAN

CITY DRAWING NUMBER: 1-0102-BGAD-K002
SHEET: 001
REV: 01
SIZE: A1