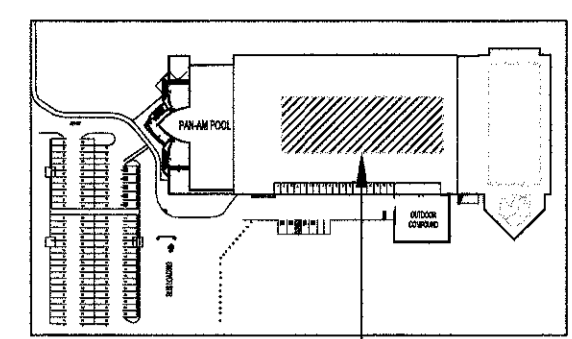
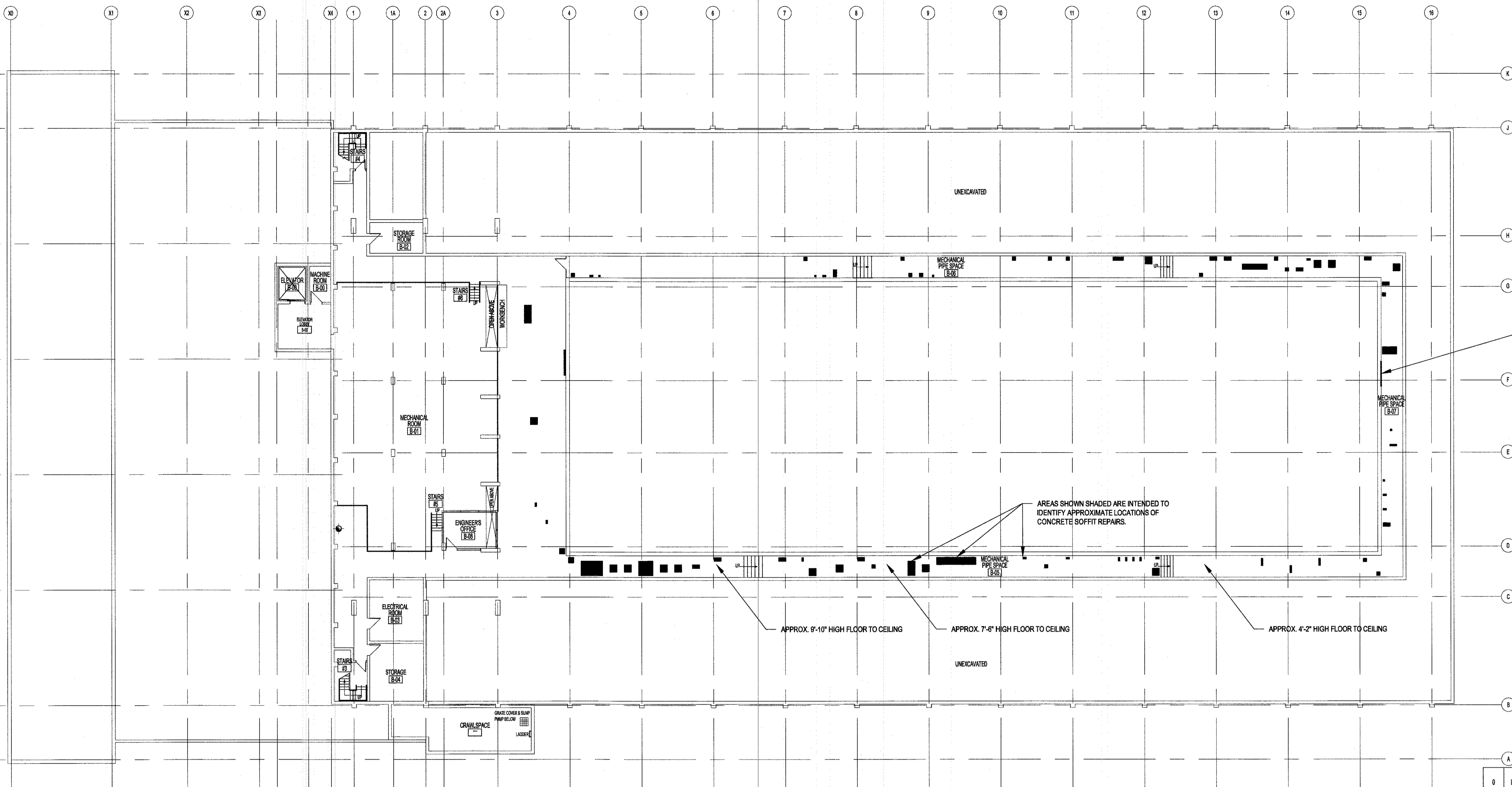


FILE NAME: 20151440.dwg(S1) DATE: 2017.12.11 PROJECT No: 2015-144 SHEET TITLE: BASEMENT FLOOR LEVEL - CONCRETE SLAB SOFFIT REPAIRS ADDRESS: 25 POSEIDON BAY

NOTES:



KEY PLAN  
N.T.S. AREA OF REPAIR



WALL PATCH APPROX. 7'-0" LONG x 4'-2" HIGH (SEE NOTE)

AREAS SHOWN SHADED ARE INTENDED TO IDENTIFY APPROXIMATE LOCATIONS OF CONCRETE SOFFIT REPAIRS.

APPROX. 9'-10" HIGH FLOOR TO CEILING  
APPROX. 7'-6" HIGH FLOOR TO CEILING  
APPROX. 4'-2" HIGH FLOOR TO CEILING

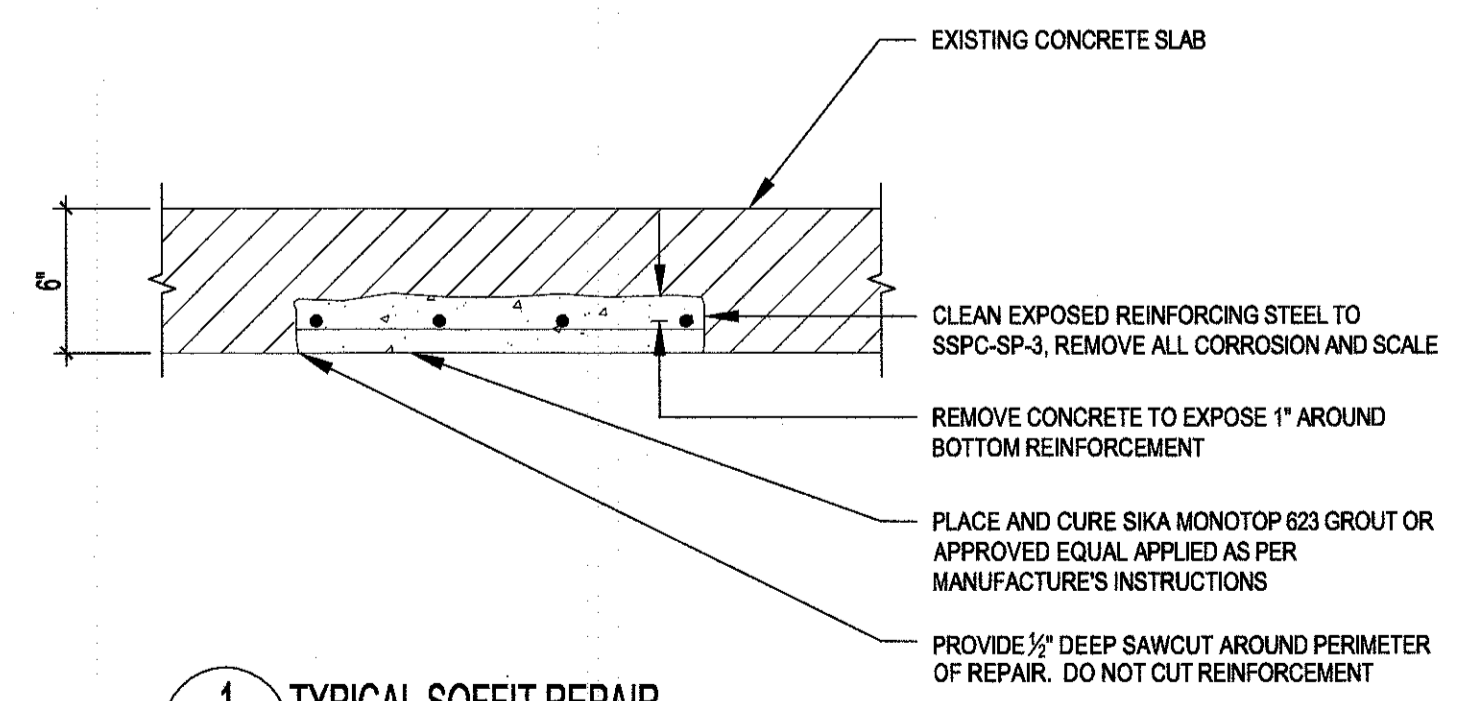
25 POSEIDON BAY - BASEMENT LEVEL  
SCALE: 1/16"=1'-0"

WALL PATCH REPAIR PROCEDURES:

- PREP AREA AS PER I.S.1.
- PATCH AND CURE SIKA MONOTOP 823 GROUT (OR APPROVED EQUAL). APPLY AS PER MANUFACTURERS INSTRUCTIONS.

NOTES:

THESE DRAWINGS SHALL NOT BE SCALED.  
THE CONTRACTOR SHALL VISIT THE SITE AND SATISFY ONESELF ALL DIMENSIONS, DATUM, AND DETAILED INFORMATION SHOWN ARE CORRECT.  
ALL PRODUCTS AND MATERIALS TO BE USED AND INSTALLED SHALL CONFORM WITH MANUFACTURERS SPECIFICATIONS & APPLICABLE CODES.  
THE CONTRACTOR SHALL BE RESPONSIBLE TO PATCH AND MAKE GOOD ALL EXISTING CONSTRUCTION AFFECTED BY THE REMOVAL OF ALL ITEMS FORMING THE PART OF THE REPAIR WORK.  
CONTRACTOR TO PROVIDE ALL SCAFFOLDING AND SHORING OF EXISTING STRUCTURES AS REQUIRED TO PERFORM THE WORK AND ENSURE SAFE PUBLIC USE OF POOL DECK ABOVE.  
CONTRACTOR IS RESPONSIBLE TO TEMPORARILY SUPPORT ALL ELECTRICAL FIXTURES AND CONDUIT AS REQUIRED TO CARRY OUT THE SPECIFIED WORK AND THEN REINSTALL FIXTURES AND CONDUIT TO ORIGINAL LOCATIONS.  
CONTRACTOR IS RESPONSIBLE TO TEMPORARILY SUPPORT ALL MECHANICAL PIPES AS REQUIRED TO CARRY OUT THE SPECIFIED WORK AND THEN REINSTALL MECHANICAL PIPES TO ORIGINAL LOCATIONS.  
CONTRACTOR IS TO SCAN EXISTING CONCRETE SLAB TO ENSURE NO INTERNAL ELECTRICAL CONDUIT IS AFFECTED DURING SAWCUTTING PROCEDURES.




1 TYPICAL SOFFIT REPAIR  
S1 SCALE: 1 1/2"=1'-0"

SEE FORM 'B' IN BID OPPORTUNITY. BIDS ARE TO BE BASED ON 300 FT<sup>2</sup> OF SOFFIT REPAIRS. EXACT LOCATIONS AND QUANTITY OF REPAIRS ARE TO BE FINALIZED BY CONTRACT ADMINISTRATOR IN CONJUNCTION WITH PRELIMINARY INVESTIGATION BY CONTRACTOR.

No.	REVISION/DESCRIPTION	BY	DATE
0	ISSUED FOR CONSTRUCTION	JAW	DEC 11 2017

SEAL



DRAWN	CHECKED	DESIGNED	APPROVED
JAW	BDN	BDN	BDN
DATE	USER	APPROVAL	
2017.12.11			

THE CITY OF WINNIPEG  
PLANNING, PROPERTY AND  
DEVELOPMENT DEPARTMENT  
MUNICIPAL ACCOMMODATIONS DIVISION  
3-65 GARRY STREET, R3C 4K4

PROJECT  
PAN-AM POOL  
CONCRETE SLAB SOFFIT REPAIRS

25 POSEIDON BAY  
SHEET TITLE  
BASEMENT FLOOR LEVEL

SCALE	PROJECT No:	SHEET No:
AS SHOWN	2015-144	S1

DRAWING SHEET SIZE: A1 (841mm x 594mm) PLOT 1:1