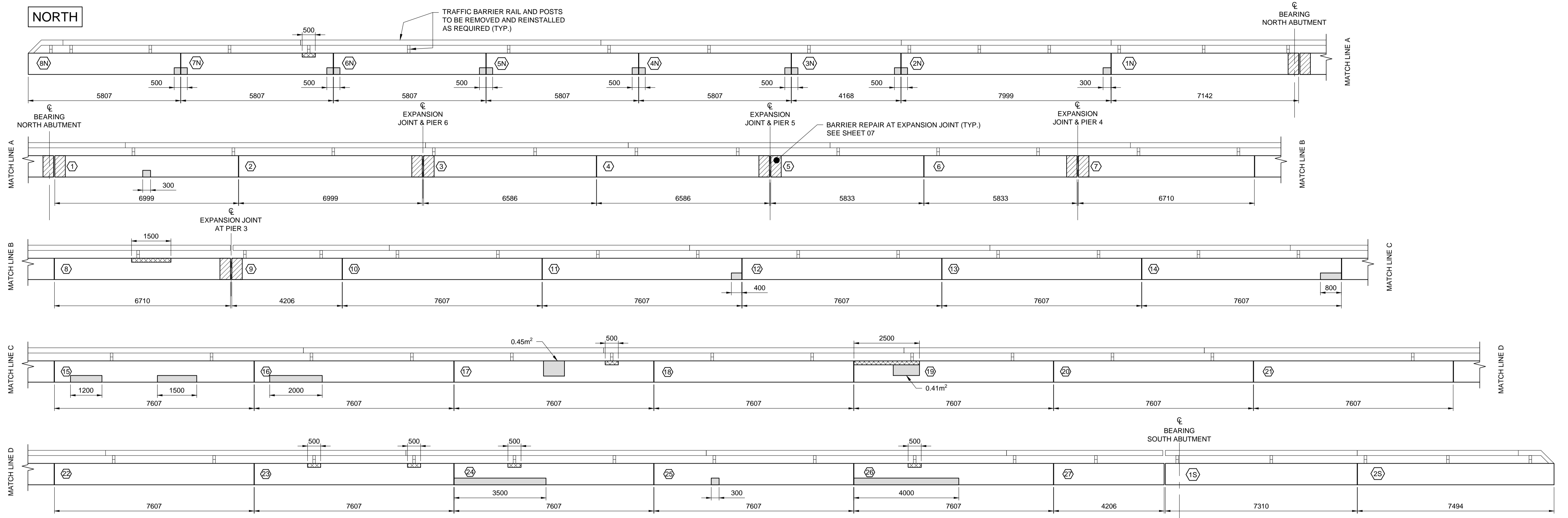


NORTH

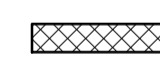




SOUTH

### NORTHBOUND CURB LANE BARRIER ELEVATION

1:75  
LOOKING EAST

#### REPAIR LEGEND

-  TYPE 1 CONCRETE BARRIER REPAIR
-  TYPE 2 CONCRETE BARRIER REPAIR
- CONCRETE BARRIER JOINT REPAIR
-  BARRIER LOCATION NO.

#### APPROXIMATE QUANTITY

- 7.0 m
- 5.26 m²
- 30

#### NOTES:


1. DIMENSIONS SHOWN OF EXISTING BARRIERS ARE APPROXIMATE.
2. DIMENSIONS SHOWN OF REPAIR AREAS ARE APPROXIMATE. LAYOUT ACTUAL REPAIR AREAS WITH CONTRACT ADMINISTRATOR ON SITE.
3. SEE SPECIFICATION FOR REPAIR PREPARATION & CONCRETE REPLACEMENT DETAILS.
4. REPLACE ALL BARRIER JOINT SEALS WITH EMSEAL BEJS-ON-A-REEL

#### METRIC

WHOLE NUMBERS INDICATE MILLIMETRES  
DECIMALIZED NUMBERS INDICATE METRES



B.M. ELEV.	DESIGNED BY	DRA
	DRAWN BY	KB
	CHECKED BY	SSR
	APPROVED BY	RJT
	HOR. SCALE	—
	VERTICAL	—
0 ISSUED FOR TENDER	DATE	02/25/17
NO. REVISIONS	DATE	BY
	DATE	FEBRUARY 24, 2017



**THE CITY OF WINNIPEG**  
PUBLIC WORKS DEPARTMENT

2017 BRIDGE MAINTENANCE - MIDTOWN  
BRIDGE & ST. VITAL BRIDGE REPAIRS

MIDTOWN BARRIER REPAIR LAYOUT 3

CITY DRAWING NUMBER: B114-17-05  
SHEET 05 OF 17  
CONSULTANT DRAWING NUMBER: --

CONSULTANT PROJECT NUMBER: 17-5199