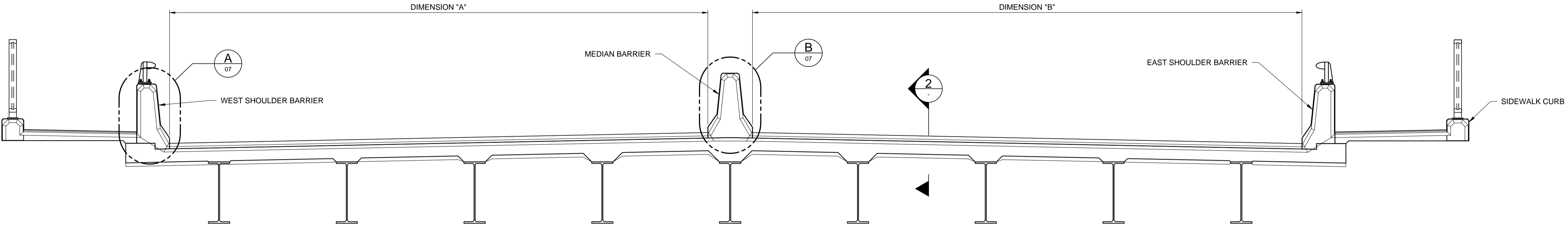


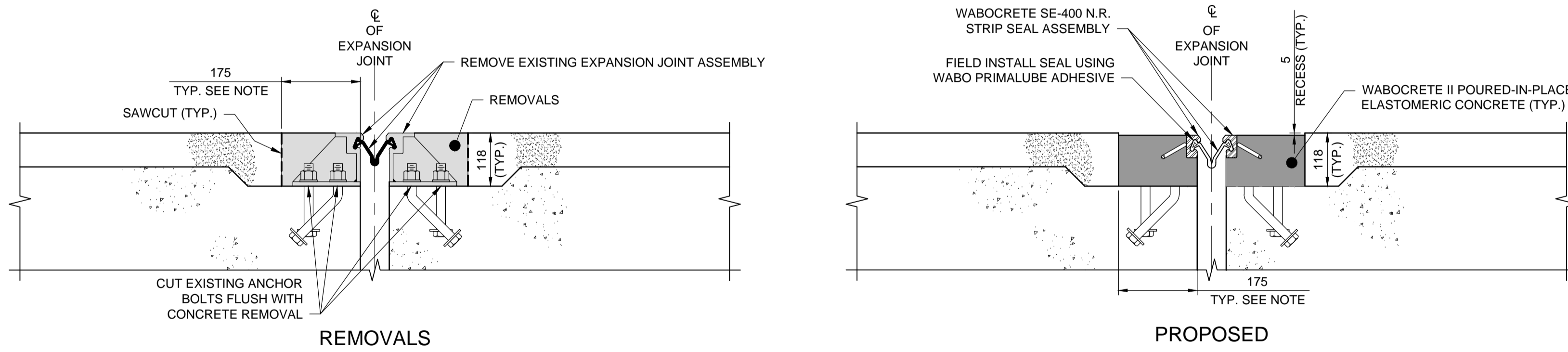
**PLAN - EXPANSION JOINT REPLACEMENT**

PIER 4 EXPANSION JOINT SHOWN, OTHER EXPANSION JOINTS SIMILAR.



**EXPANSION JOINT DIMENSIONS**

LOCATION	DISTANCE	
	DIMENSION "A"	DIMENSION "B"
PIER 3	7 315	7 315
PIER 4	7 372	7 525
PIER 5	7 545	7 772
PIER 6	7 931	8 018
NORTH ABUTMENT	8 647	8 718



NOTE:  
EXPANSION JOINT BLOCK OUTS ARE TYPICALLY 175 mm WIDE ON BOTH SIDES OF THE JOINT. THE NORTH SIDE BLOCK OUT OF THE NORTH ABUTMENT EXPANSION JOINT IS 200 mm WIDE.

**NOTES:**


- DIMENSIONS AND ELEVATIONS OF EXISTING EXPANSION JOINTS ARE APPROXIMATE.
- CONTRACTOR TO FIELD VERIFY ALL DIMENSIONS AND ELEVATIONS OF EXPANSION JOINTS PRIOR TO FABRICATION OF THE REPLACEMENT EXPANSION JOINTS.
- DIMENSIONS SHOWN OF REPAIR AREAS ARE APPROXIMATE, LAYOUT ACTUAL REPAIR AREAS WITH THE CONTRACT ADMINISTRATOR ON SITE.
- CONCRETE BARRIER REMOVALS AND REPAIRS METHOD AT EXPANSION JOINTS ARE SHOWN ON SHEET 07.
- SEE SPECIFICATION FOR REPAIR PREPARATION AND CONCRETE REPLACEMENT DETAILS.

**METRIC**

WHOLE NUMBERS INDICATE MILLIMETRES  
DECIMALIZED NUMBERS INDICATE METRES



B.M. ELEV.	DESIGNED BY	DRA
	DRAWN BY	KB
	CHECKED BY	SSR
	APPROVED BY	RJT
	HOR. SCALE	-
	VERTICAL	
0 ISSUED FOR TENDER	02/25/17	RJT
NO. REVISIONS	DATE	BY
	DATE	FEBRUARY 24, 2017



**THE CITY OF WINNIPEG**  
PUBLIC WORKS DEPARTMENT

2017 BRIDGE MAINTENANCE - MIDTOWN BRIDGE & ST. VITAL BRIDGE REPAIRS

MIDTOWN EXPANSION JOINT REPLACEMENT LAYOUT

CITY DRAWING NUMBER B114-17-06  
SHEET 06 OF 17  
CONSULTANT DRAWING NUMBER --

CONSULTANT PROJECT NUMBER 17-5199