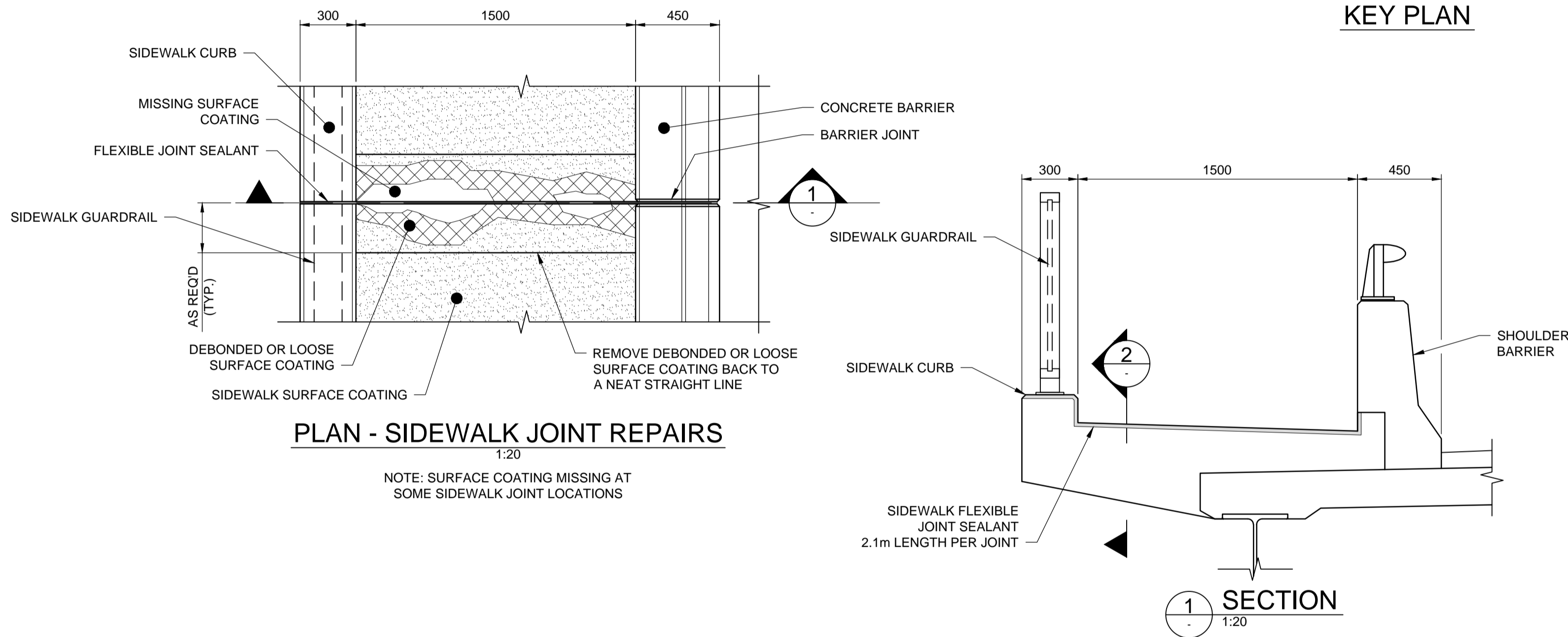


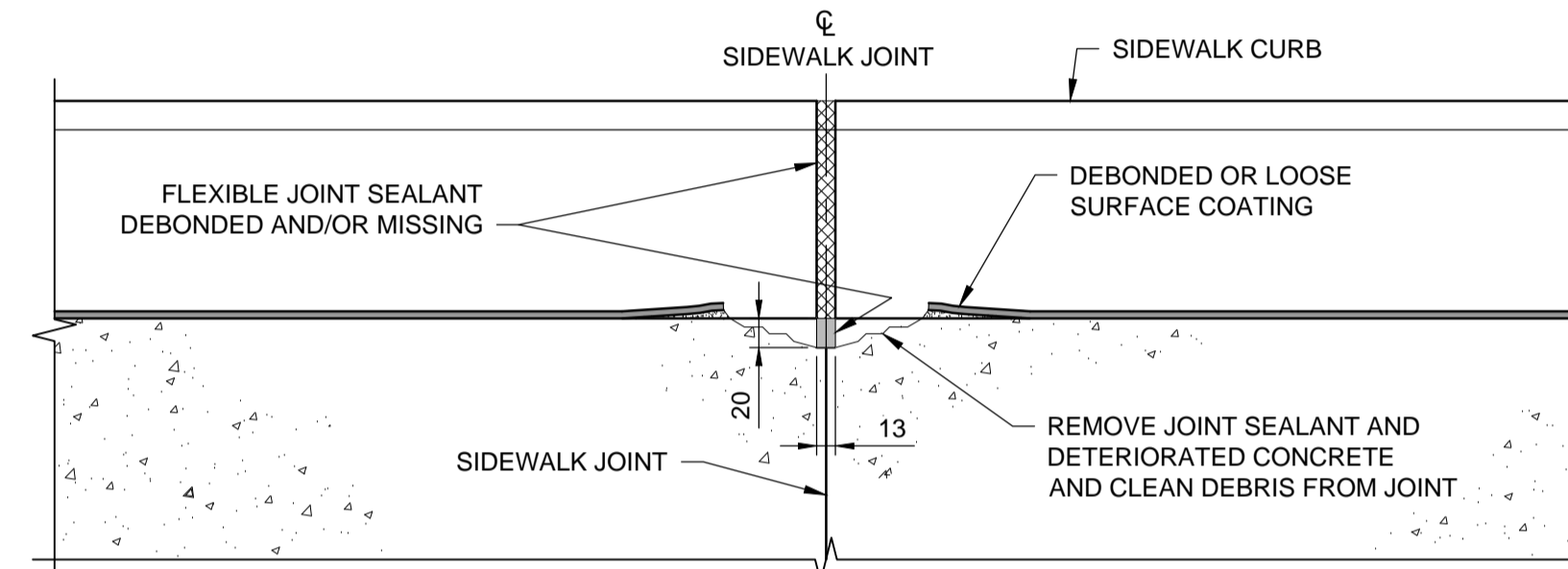
KEY PLAN



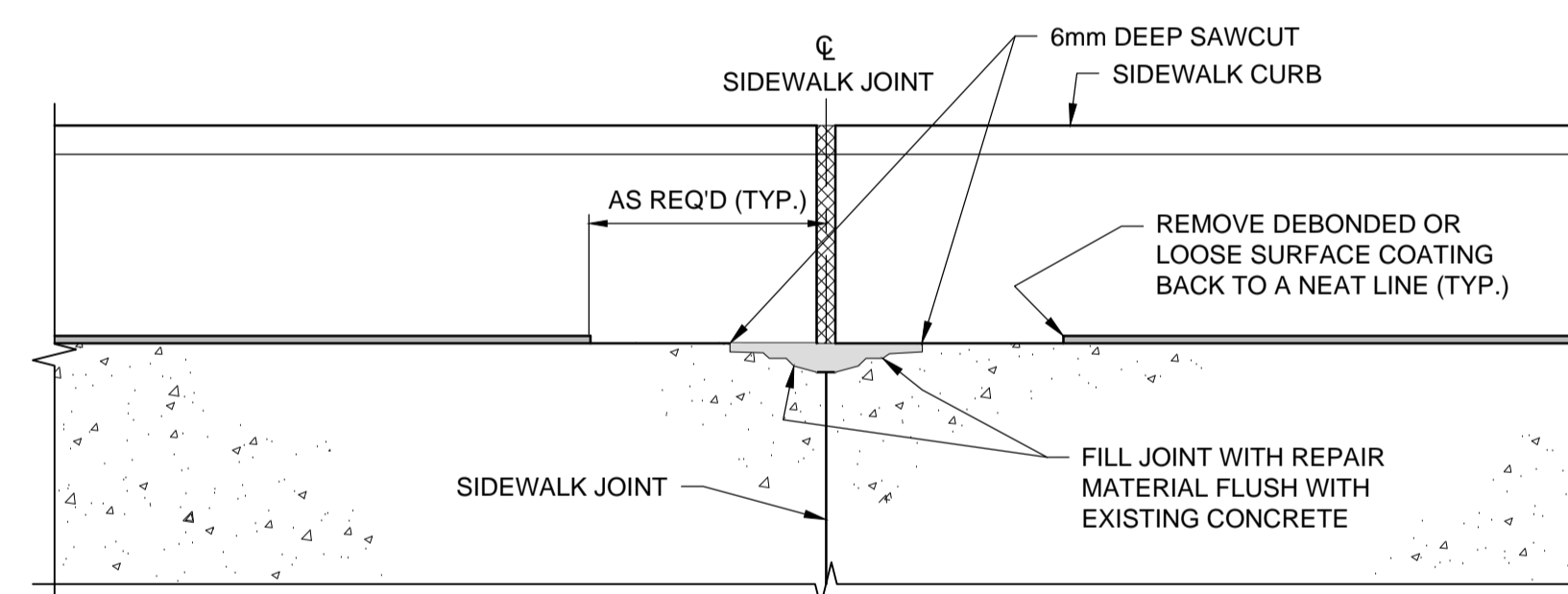
PLAN - SIDEWALK JOINT REPAIRS
1:20

NOTE: SURFACE COATING MISSING AT SOME SIDEWALK JOINT LOCATIONS

SECTION 1
1:20



EXISTING



PROPOSED

SECTION 2
1:5

- SIDEWALK REPAIR METHOD:**
1. REMOVE SEALANT FROM FULL LENGTH OF SIDEWALK JOINT.
 3. REMOVE DEBONDED OR LOOSE SURFACE COATING BACK TO A NEAT STRAIGHT LINE.
 4. WHERE CONCRETE REPAIRS ARE REQUIRED:
 - 4.1. SAW CUT MIN. 6mm AROUND PERIMETER OF CONCRETE REPAIR AREA.
 - 4.2. REMOVE DETERIORATED CONCRETE TO SOUND CONCRETE OR A MIN. 6mm.
 - 4.3. PLACE SIDEWALK REPAIR MATERIAL FLUSH WITH EXISTING CONCRETE.

SIDEWALK JOINT REPAIR FOR EAST AND WEST SIDEWALKS

EAST SIDEWALK JOINTS	WEST SIDEWALK JOINTS
2	1
3	2
5	3
7	4
8	5
10	28
14	32
19	35
20	36
21	38
26	
27	
30	
43	
47	
48	
50	
51	
EAST JOINTS - 18	WEST JOINTS - 10
TOTAL JOINTS - 28	


- NOTE:
1. SIDEWALK JOINTS ARE NUMBERED FROM NORTH TO SOUTH. JOINT 1 IS THE FIRST CONTRACTION JOINT SOUTH OF THE NORTH ABUTMENT EXPANSION JOINT.
 2. LAYOUT ACTUAL REPAIR AREAS WITH CONTRACT ADMINISTRATOR ON SITE.
 3. SEE SPECIFICATIONS FOR REPAIR PREPARATION AND CONCRETE REPLACEMENT DETAILS.

METRIC

WHOLE NUMBERS INDICATE MILLIMETRES
DECIMALIZED NUMBERS INDICATE METRES



B.M. ELEV.	DESIGNED BY	DRA
	DRAWN BY	KB
	CHECKED BY	SSR
	APPROVED BY	RJT
	HOR. SCALE	-
	VERTICAL	
0 ISSUED FOR TENDER	DATE	02/25/17
NO. REVISIONS	DATE	BY
	DATE	FEBRUARY 24, 2017



THE CITY OF WINNIPEG PUBLIC WORKS DEPARTMENT

2017 BRIDGE MAINTENANCE - MIDTOWN BRIDGE & ST. VITAL BRIDGE REPAIRS

ST. VITAL SIDEWALK REPAIR DETAILS

CITY DRAWING NUMBER: B116-17-01
SHEET 12 OF 17
CONSULTANT DRAWING NUMBER: --

CONSULTANT PROJECT NUMBER: 17-5199