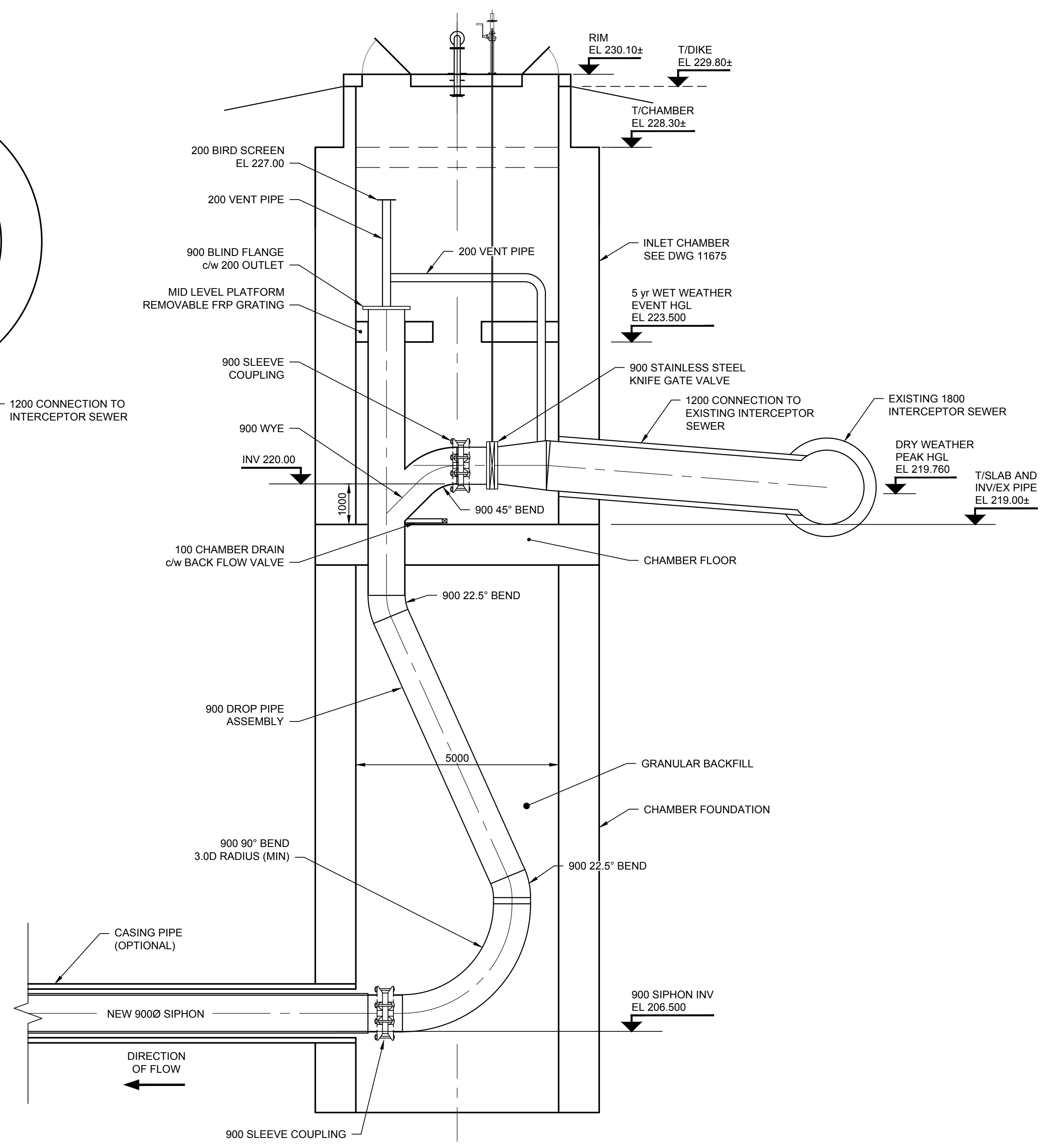
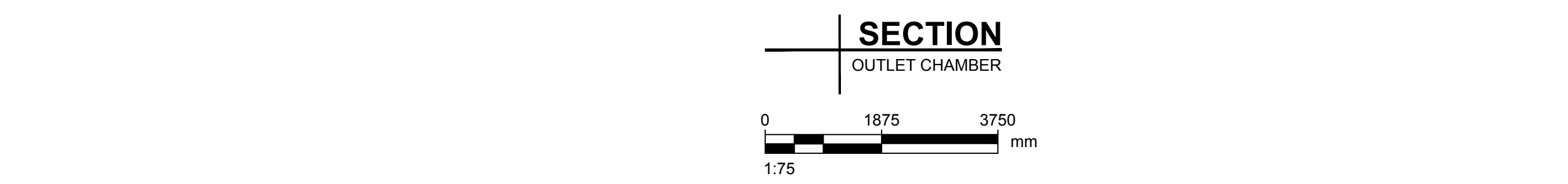
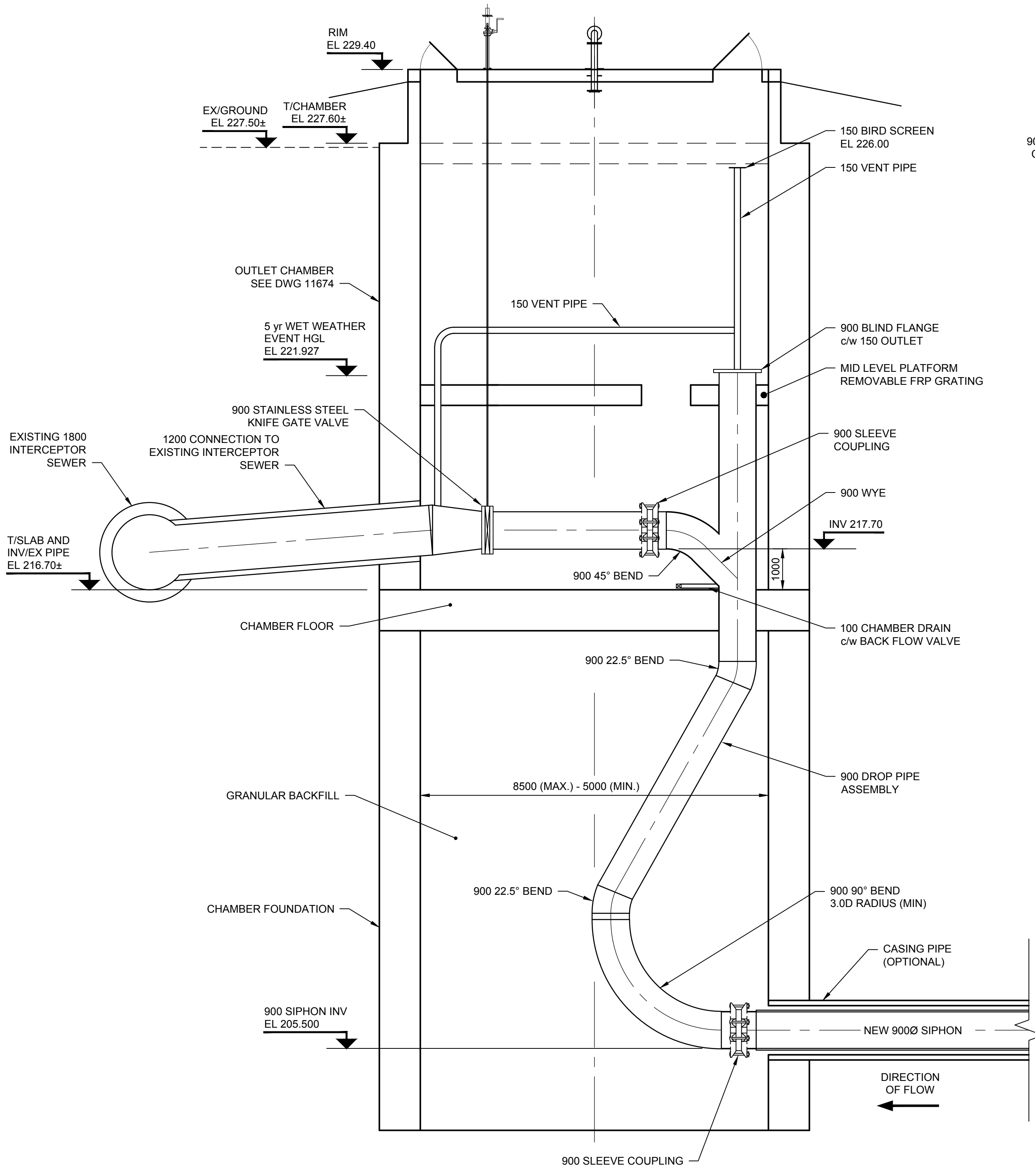


D SIZE 22" x 34" (559mm x 864mm)

PLOT: 2/6/2018 4:26:51 PM

AECOM REVIEW DRFT CHK AECOM FILE NAME: 60509089-SHT-30-0000-S-4005.dwg Saved By: cooperkl



PRELIMINARY
NOT FOR CONSTRUCTION

LOCATION APPROVED
UNDERGROUND STRUCTURES

SUPR. U/G STRUCTURES	DATE	COMMITTEE

NOTE:
LOCATION OF UNDERGROUND STRUCTURES AS SHOWN ARE BASED ON THE BEST INFORMATION AVAILABLE. BUT NO GUARANTEE IS GIVEN THAT ALL EXISTING UTILITIES ARE SHOWN OR THAT THE GIVEN LOCATIONS ARE EXACT. CONFIRMATION OF EXISTENCE AND EXACT LOCATION OF ALL SERVICES MUST BE OBTAINED FROM THE INDIVIDUAL UTILITIES BEFORE PROCEEDING WITH CONSTRUCTION.

NO.	REVISIONS	DATE	BY
B	ISSUED FOR 50% REVIEW	18/02/05	KLC
A	ISSUED FOR 33% REVIEW	17/12/01	KLC

AECOM

DESIGNED BY	ADB	CHECKED BY	
DRAWN BY	ADL/KLC	APPROVED BY	
HOR. SCALE	AS NOTED	RELEASED FOR CONSTRUCTION	
VERT. SCALE	AS NOTED	DATE	

PROFESSIONAL'S SEAL

CONSULTANT DRAWING NO.
60509089-SHT-30-0000-S-4005

THE CITY OF WINNIPEG
WATER AND WASTE DEPARTMENT

NORTHEAST INTERCEPTOR SEWER
RIVER CROSSING

MICROTUNNELLING SHAFT
CHAMBER PIPING

SHEET 06 OF 09
CITY DRAWING NUMBER
11673

BID OPPORTUNITY NO. 1136-2017B

METRIC
WHOLE NUMBERS INDICATE MILLIMETRES
DECIMALIZED NUMBERS INDICATE METRES