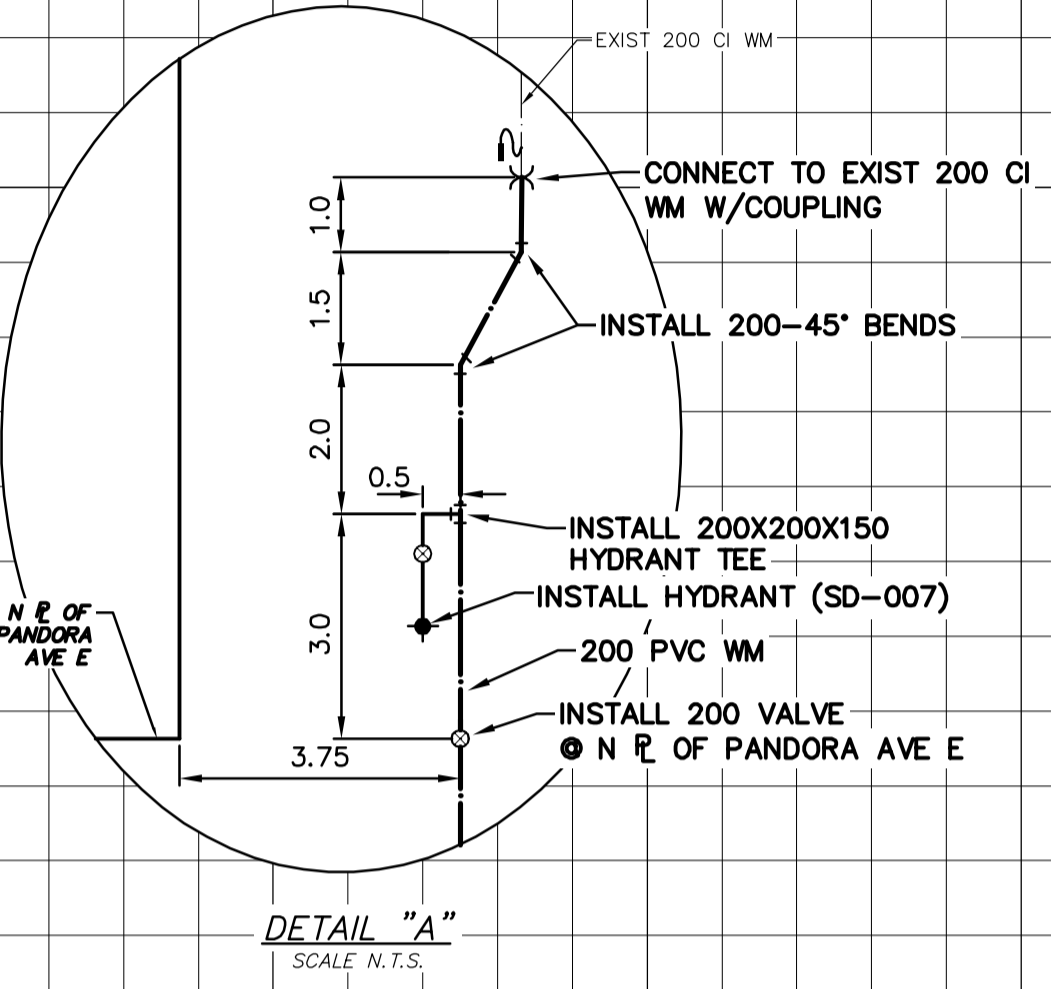


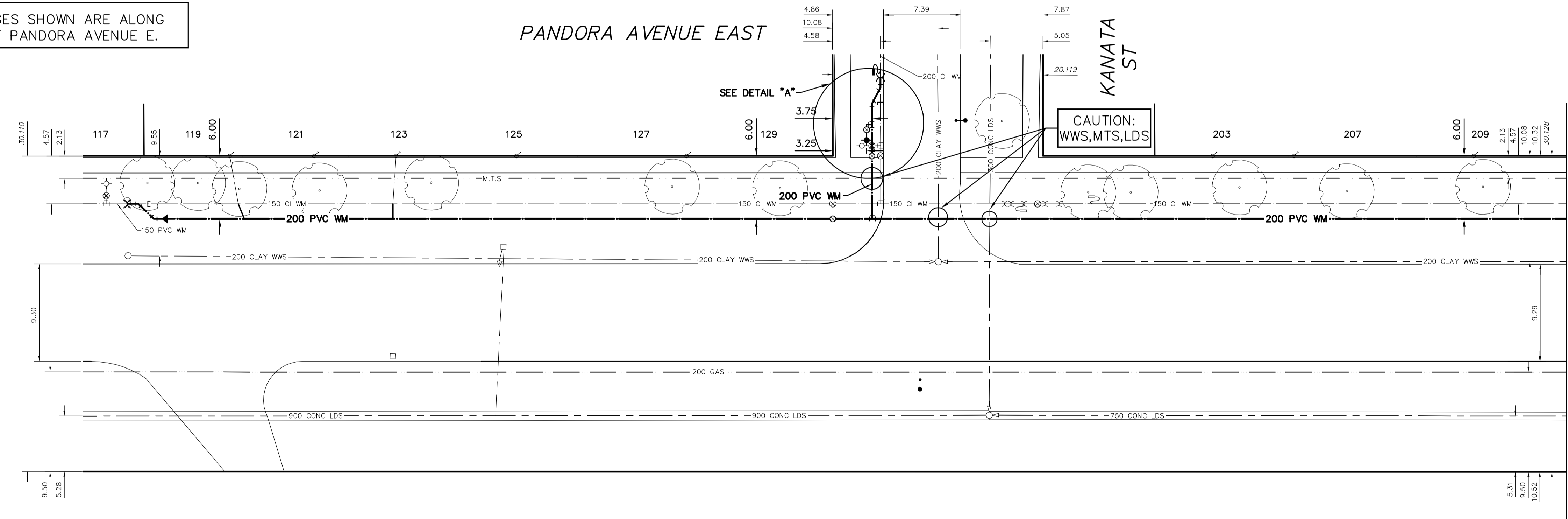
0+10.43 EXIST HYDRANT ASSEMBLY  
 0+12.50 REMOVE EXIST 150 COUPLING, &  
 CONNECT TO EXIST 150 PVC WM  
 0+13.50 INSTALL 200-45° BEND  
 0+15.00 INSTALL 200-45° BEND  
 0+16.00 INSTALL 200-150 REDUCER

0+79.90 INSTALL 200 VALVE  
 0+79.882 W R KANATA ST  
 0+79.90 ABANDON EXIST VALVE

0+83.620 INSTALL 200X200X150 TEE  
 0+84.46 EXIST 200X150X150 TEE



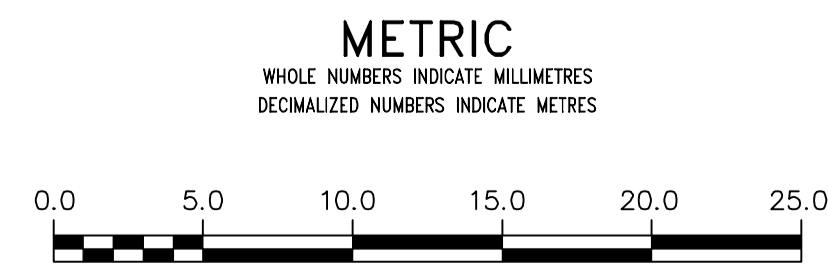
NOTE: CHAINAGES SHOWN ARE ALONG N. R. OF PANDORA AVENUE E.



FOR WATER SERVICE TABLE SEE D-14788

NOTE: ALL VALVES TO BE INSTALLED CLOCKWISE TO CLOSE

FOR INDEX SEE D-14780



**WARNING**  
 IF POWER EQUIPMENT OR EXPLOSIVES ARE TO BE USED FOR EXCAVATION ON THIS PROJECT THE CONTRACTOR MUST:  
 1) NOTIFY THE GAS COMPANY OF THE PROPOSED LOCATION OF EXCAVATION.  
 2) TAKE PRECAUTION TO AVOID DAMAGE TO GAS COMPANY INSTALLATIONS.  
 SEE PROVINCIAL REGULATION 210/72 FOR DETAILS

**LOCATION APPROVED UNDERGROUND STRUCTURES**  
 SUPV. U/G STRUCTURES COMMITTEE DATE  
 NOTE:  
 LOCATION OF UNDERGROUND STRUCTURES AS SHOWN ARE BASED ON THE BEST INFORMATION AVAILABLE BUT NO GUARANTEE IS GIVEN THAT ALL EXISTING UTILITIES ARE SHOWN OR THAT THE GIVEN LOCATIONS ARE EXACT. CONFIRMATION OF EXISTENCE AND EXACT LOCATION OF ALL SERVICES MUST BE OBTAINED FROM THE INDIVIDUAL UTILITIES BEFORE PROCEEDING WITH CONSTRUCTION.

NO.	REVISIONS	DATE	BY

DESIGNED BY	TS	CHECKED BY	SC
DRAWN BY	RS	APPROVED BY	KZ
SCALE:	HORIZONTAL 1:250	RELEASED FOR CONSTRUCTION	KAS ZUREK
	VERTICAL 1:50	DATE	2017 06 23
DATE	2017 06 30	DATE	2017 06 23
PLOT DATE:	2017 06 30		

ENGINEER'S SEAL  
 ORIGINAL SIGNED BY S.J.R. COURNOYER 17/06/23  
 CONSULTANT DRAWING NUMBER

**THE CITY OF WINNIPEG**  
 WATER AND WASTE DEPARTMENT  
 ENGINEERING DIVISION  
 2017 WATER MAIN RENEWALS  
 CONTRACT 1  
**PANDORA AVENUE EAST**  
 72 W OF KANATA STREET TO  
 50 E OF KANATA STREET

SHEET 9 OF 13  
 CITY DRAWING NUMBER  
**D-14787**