
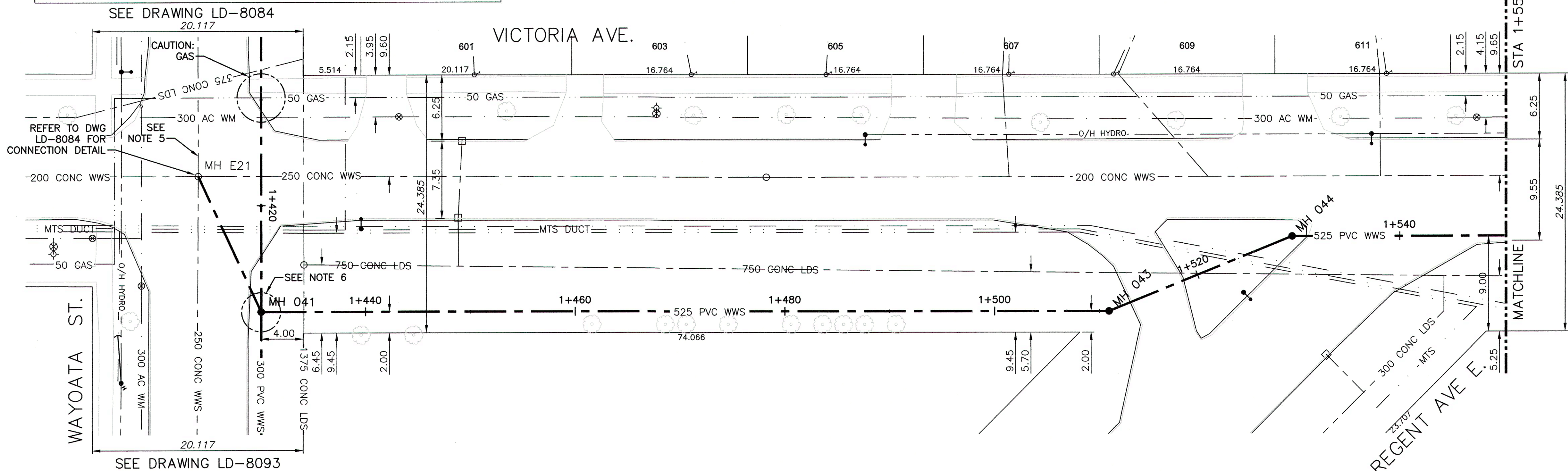
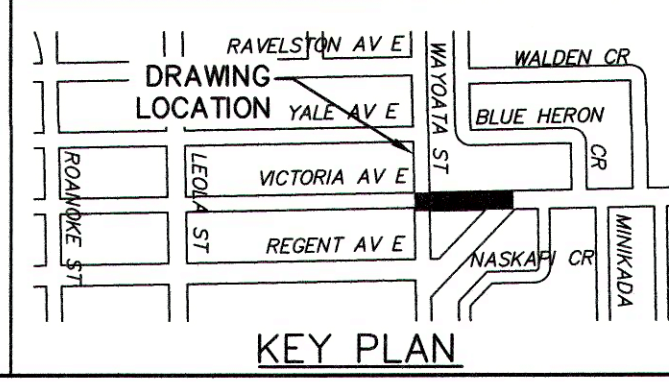


NOTE: CHAINAGES SHOWN ARE ALONG CL OF PROPOSED PIPE



WARNING
 IF POWER EQUIPMENT OR EXPLOSIVES ARE TO BE USED FOR EXCAVATION ON THIS PROJECT THE CONTRACTOR MUST:
 1) NOTIFY THE GAS COMPANY OF THE PROPOSED LOCATION OF EXCAVATION.
 2) TAKE PRECAUTION TO AVOID DAMAGE TO GAS COMPANY INSTALLATIONS.
 SEE PROVINCIAL REGULATION 210/72 FOR DETAILS

- CONSTRUCTION NOTES:**
- SEWER AND WATER SERVICES SHOWN ON DRAWING ARE APPROXIMATE ONLY.
 - LOCATION OF ALL SEWER AND WATER LINES TO BE CONFIRMED IN FIELD.
 - INSTALL NEW SEWER BY TRENCHLESS METHODS, UNLESS OTHERWISE NOTED.
 - FRONT ACCESS TO ALL VICTORIA AVENUE PROPERTIES TO BE MAINTAINED AT ALL TIMES DURING CONSTRUCTION PERIOD.
 - EXISTING 250 WWS ON WAYOATA STREET TO BE ABANDONED AFTER ALL CONNECTIONS DIVERTED TO NEW 525 WWS AS PER SPECIFICATIONS.
 - CONFIRMATION OF DEPTH OF EXISTING 1375 LDS AT POINT OF CROSSING WITH NEW 525 WWS TO BE DETERMINED PRIOR TO ANY INSTALLATION WORKS COMMENCEMENT.



200 WM	WATERMAIN	200 WM	SL, HYDRO	150 WM	WATERMAIN	150 WM
⊕	HYDRANT	⊕	MTS	⊕	HYDRANT	⊕
⊕	VALVE	⊕	TRAFFIC SIGNALS	⊕	VALVE	⊕
—	525 LDS	—	50 GAS	—	50 GAS	—
—	375 WWS	—	SURVEY BAR	—	300 LDS	—
○	MANHOLE	●	FENCE	—	250 WWS	—
□	CATCH BASIN	■	POLE - HYDRO, MTS	—	⊙ PROFILE	—
▽	CURB INLET	■	CURB STOP	—	GROUND ABOVE PIPE	—
⊕	JUNCTIONS	⊕	GUY ANCHOR	—		—
⊕	CULVERT	⊕	LIGHT STANDARD	—		—
⊕	ANODE	⊕	TREE	—		—
—	EXISTING	—	LEGEND-PLAN	—	PROPOSED	—

LOCATION APPROVED UNDERGROUND STRUCTURES		B.M. ELEV.	
SUPV. U/G STRUCTURES COMMITTEE	DATE	CONSTRUCTION COMPLETION DATE:	YYYY MM DD
NOTE:	LOCATION OF UNDERGROUND STRUCTURES AS SHOWN ARE BASED ON THE BEST INFORMATION AVAILABLE BUT NO GUARANTEE IS GIVEN THAT ALL EXISTING UTILITIES ARE SHOWN OR THAT THE GIVEN LOCATIONS ARE EXACT. CONFIRMATION OF EXISTENCE AND EXACT LOCATION OF ALL SERVICES MUST BE OBTAINED FROM THE INDIVIDUAL UTILITIES BEFORE PROCEEDING WITH CONSTRUCTION.	DESIGNED BY	MAF
		CHECKED BY	MD
		DRAWN BY	JBC
		SCALE:	HORIZONTAL 1:250 VERTICAL 1:50
		ISSUED FOR TENDER	10/17 JBC
		NO.	REVISIONS DATE BY

ch2m

ENGINEER'S SEAL
 PROVINCE OF MANITOBA
 U.S. D. GODON
 Member
 25524
 REGISTERED PROFESSIONAL ENGINEER

CONSULTANT DRAWING NUMBER
 C-235

THE CITY OF WINNIPEG
 WATER AND WASTE DEPARTMENT
 ENGINEERING DIVISION

TRANSCONA SEWER RELIEF WORKS
 CONTRACT NO. 3
 VICTORIA AVENUE
 FROM WAYOATA STREET TO STA 1+550

SHEET 9 OF 19
 CITY DRAWING NUMBER
 LD-8085

FILE PATH: C:\pw_workdir\den001\cortez1\0876766\ FILE NAME: C-235.dwg