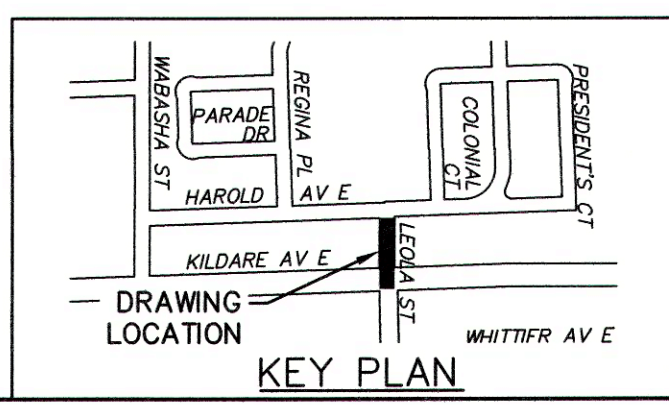
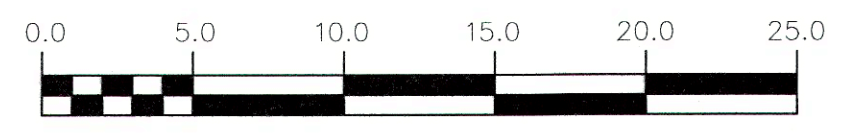
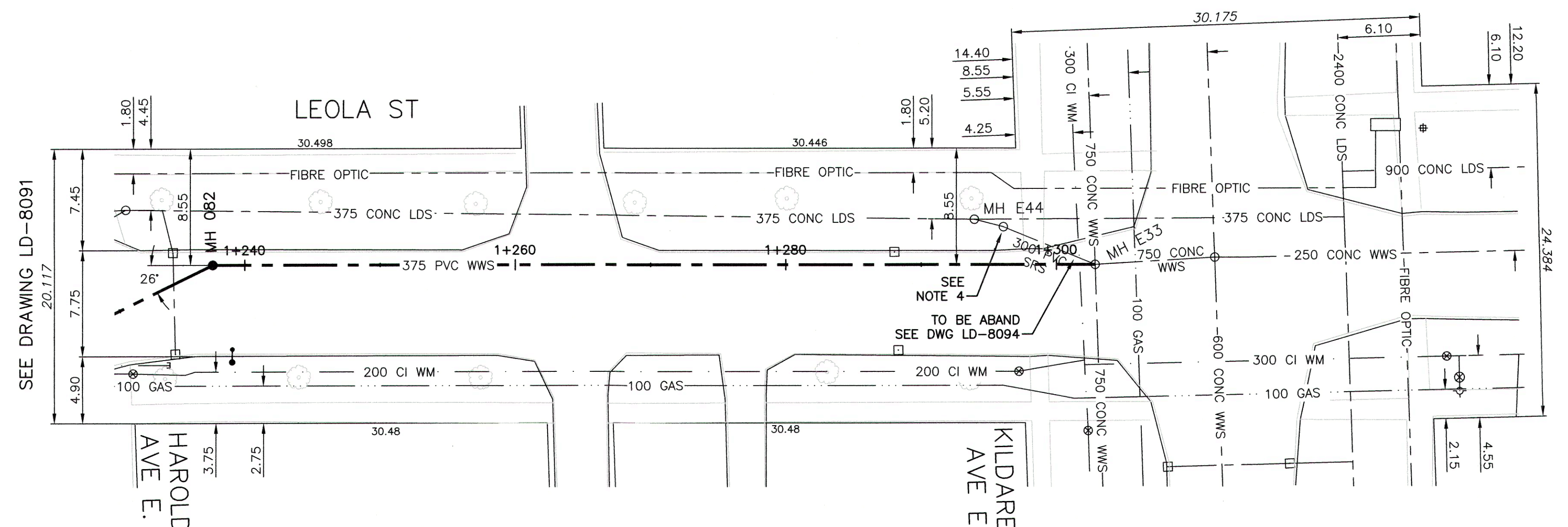



NOTE: CHAINAGES SHOWN ARE ALONG CL OF PROPOSED PIPE

**WARNING**  
 IF POWER EQUIPMENT OR EXPLOSIVES ARE TO BE USED FOR EXCAVATION ON THIS PROJECT THE CONTRACTOR MUST:  
 1) NOTIFY THE GAS COMPANY OF THE PROPOSED LOCATION OF EXCAVATION.  
 2) TAKE PRECAUTION TO AVOID DAMAGE TO GAS COMPANY INSTALLATIONS.  
 SEE PROVINCIAL REGULATION 210/72 FOR DETAILS

- CONSTRUCTION NOTES:**
- SEWER AND WATER SERVICES SHOWN ON DRAWING ARE APPROXIMATE ONLY.
  - LOCATION OF ALL SEWER AND WATER LINES TO BE CONFIRMED IN FIELD.
  - INSTALL NEW SEWER BY TRENCHLESS METHODS, UNLESS OTHERWISE NOTED.
  - EXISTING CROSS CONNECTION COMPRISING OF FLAP AND SLUICE GATES BETWEEN WWS AND LDS SYSTEMS TO BE INVESTIGATED. THE SALVAGE POTENTIAL TO BE PROVIDED TO THE CONTRACT ADMINISTRATOR PRIOR TO REMOVAL AS PER SPECIFICATIONS



200 WM		200 WM		SL, HYDRO		150 WM		WATERMAIN		150 WM		LOCATION APPROVED		B.M. ELEV.		ch2m		ENGINEER'S SEAL		THE CITY OF WINNIPEG		TRANSCONA SEWER RELIEF WORKS		SHEET 16 OF 19	
EXISTING	LEGEND-PLAN	PROPOSED	EXISTING	LEGEND-PLAN	PROPOSED	EXISTING	LEGEND-PROFILE	PROPOSED	HYDRANT	HYDRANT	HYDRANT	DATE	DATE	DATE	DATE	DATE	DATE	DATE	DATE	DATE	DATE	DATE	DATE	DATE	
+	HYDRANT	+	MTS	---	TRAFFIC SIGNALS	---	---	---	+	+	+	---	---	---	---	---	---	---	---	---	---	---	---	---	
+	VALVE	+	TRAFFIC SIGNALS	---	---	---	---	---	+	+	+	---	---	---	---	---	---	---	---	---	---	---	---		
---	525 LDS	---	50 GAS	---	---	---	---	---	---	---	---	---	---	---	---	---	---	---	---	---	---	---	---		
---	375 WWS	---	---	---	---	---	---	---	---	---	---	---	---	---	---	---	---	---	---	---	---	---	---		
○	MANHOLE	○	---	---	---	---	---	---	○	○	○	---	---	---	---	---	---	---	---	---	---	---	---		
□	CATCH BASIN	□	---	---	---	---	---	---	□	□	□	---	---	---	---	---	---	---	---	---	---	---	---		
▽	CURB INLET	▽	---	---	---	---	---	---	▽	▽	▽	---	---	---	---	---	---	---	---	---	---	---	---		
+	JUNCTIONS	+	---	---	---	---	---	---	+	+	+	---	---	---	---	---	---	---	---	---	---	---	---		
+	CULVERT	+	---	---	---	---	---	---	+	+	+	---	---	---	---	---	---	---	---	---	---	---	---		
+	ANODE	+	---	---	---	---	---	---	+	+	+	---	---	---	---	---	---	---	---	---	---	---	---		
---	---	---	---	---	---	---	---	---	---	---	---	---	---	---	---	---	---	---	---	---	---	---	---		



THE CITY OF WINNIPEG  
 WATER AND WASTE DEPARTMENT  
 ENGINEERING DIVISION  
 TRANSCONA SEWER RELIEF WORKS  
 CONTRACT NO. 3  
 LEOLA STREET  
 FROM MH 082 TO  
 KILDARE AVE