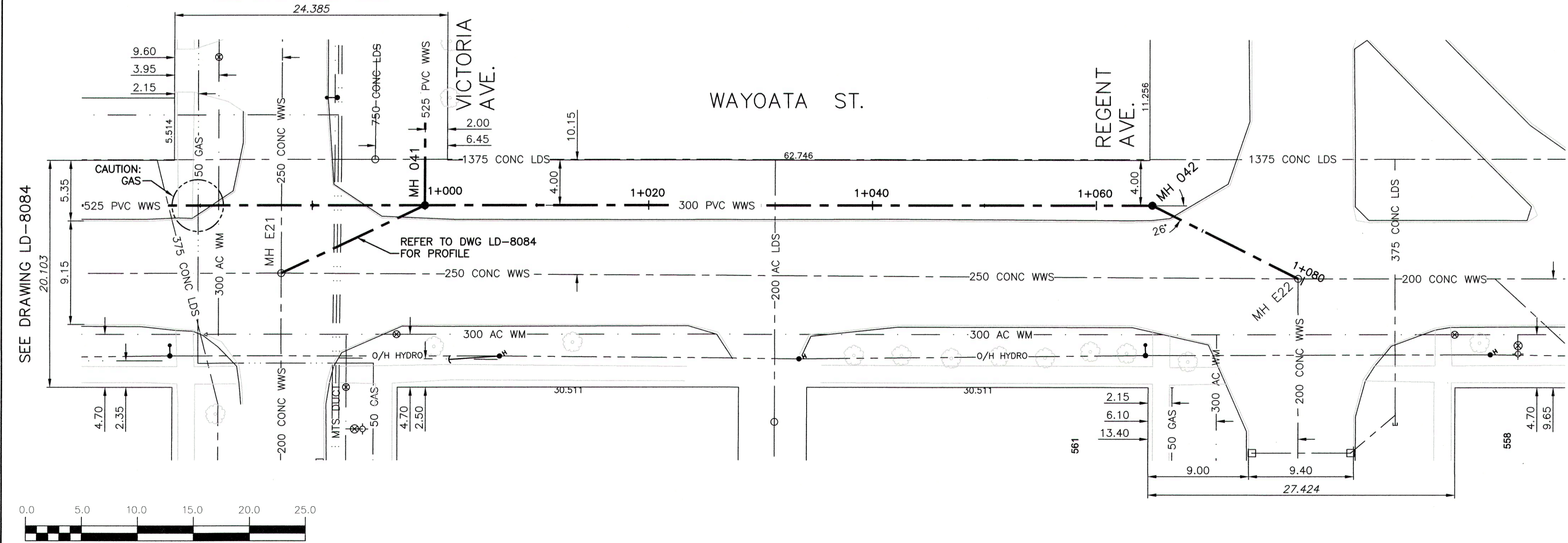


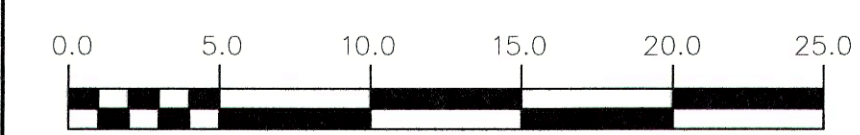
NOTE: CHAINAGES SHOWN ARE ALONG CL OF PROPOSED PIPE

SEE DRAWING LD-8085

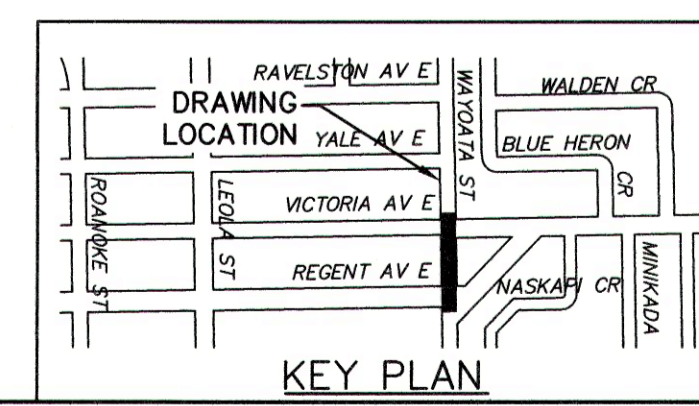


**WARNING**  
 IF POWER EQUIPMENT OR EXPLOSIVES ARE TO BE USED FOR EXCAVATION ON THIS PROJECT THE CONTRACTOR MUST:  
 1) NOTIFY THE GAS COMPANY OF THE PROPOSED LOCATION OF EXCAVATION.  
 2) TAKE PRECAUTION TO AVOID DAMAGE TO GAS COMPANY INSTALLATIONS.  
 SEE PROVINCIAL REGULATION 210/72 FOR DETAILS

**CONSTRUCTION NOTES:**  
 1. SEWER AND WATER SERVICES SHOWN ON DRAWING ARE APPROXIMATE ONLY.  
 2. LOCATION OF ALL SEWER AND WATER LINES TO BE CONFIRMED IN FIELD.  
 3. INSTALL NEW SEWER BY TRENCHLESS METHODS, UNLESS OTHERWISE NOTED.



**APEGM**  
 Certificate of Authorization  
 CH2M HILL Canada Ltd.  
 No. 1441



200 WM	WATERMAIN	200 WM	SL, HYDRO	150 WM	WATERMAIN	150 WM
⊕	HYDRANT	⊕	MTS	⊕	HYDRANT	⊕
⊕	VALVE	⊕	TRAFFIC SIGNALS	⊕	VALVE	⊕
525 LDS	LAND DRAINAGE SEWER	525 LDS	50 GAS	50 GAS	LAND DRAINAGE SEWER	300 LDS
375 WWS	WASTEWATER SEWER	375 WWS	⊕	⊕	WASTEWATER SEWER	250 WWS
○	MANHOLE	●	⊕	⊕	⊕	⊕
□	CATCH BASIN	■	⊕	⊕	⊕	⊕
▽	CURB INLET	▽	⊕	⊕	⊕	⊕
⊕	JUNCTIONS	⊕	⊕	⊕	⊕	⊕
⊕	CULVERT	⊕	⊕	⊕	⊕	⊕
⊕	ANODE	⊕	⊕	⊕	⊕	⊕
EXISTING	LEGEND-PLAN	PROPOSED	EXISTING	LEGEND-PLAN	PROPOSED	EXISTING

**LOCATION APPROVED**  
 UNDERGROUND STRUCTURES

SUPV. U/G STRUCTURES COMMITTEE DATE

NOTE:  
 LOCATION OF UNDERGROUND STRUCTURES AS SHOWN ARE BASED ON THE BEST INFORMATION AVAILABLE BUT NO GUARANTEE IS GIVEN THAT ALL EXISTING UTILITIES ARE SHOWN OR THAT THE GIVEN LOCATIONS ARE EXACT. CONFIRMATION OF EXISTENCE AND EXACT LOCATION OF ALL SERVICES MUST BE OBTAINED FROM THE INDIVIDUAL UTILITIES BEFORE PROCEEDING WITH CONSTRUCTION.

B.M. ELEV.	CONSTRUCTION COMPLETION DATE: YYYY MM DD
DESIGNED BY: MAF	CHECKED BY: MD
DRAWN BY: JBC	APPROVED BY: <i>[Signature]</i>
SCALE: HORIZONTAL 1:250	RELEASED FOR CONSTRUCTION: <i>[Signature]</i>
VERTICAL 1:50	DATE: Oct 24/17
ISSUED FOR TENDER: 10/17	DATE: 10/17
NO. REVISIONS	DATE BY

**ch2m**

ENGINEER'S SEAL  
 PROVINCE OF MANITOBA  
 G.D. GODON  
 Member 25524  
 REGISTERED PROFESSIONAL ENGINEER

CONSULTANT DRAWING NUMBER  
 C-310

**THE CITY OF WINNIPEG**  
 WATER AND WASTE DEPARTMENT  
 ENGINEERING DIVISION

TRANSCONA SEWER RELIEF WORKS  
 CONTRACT NO. 3  
 WAYOATA STREET  
 FROM VICTORIA AVE TO REGENT AVE

SHEET 17 OF 19  
 CITY DRAWING NUMBER  
 LD-8093