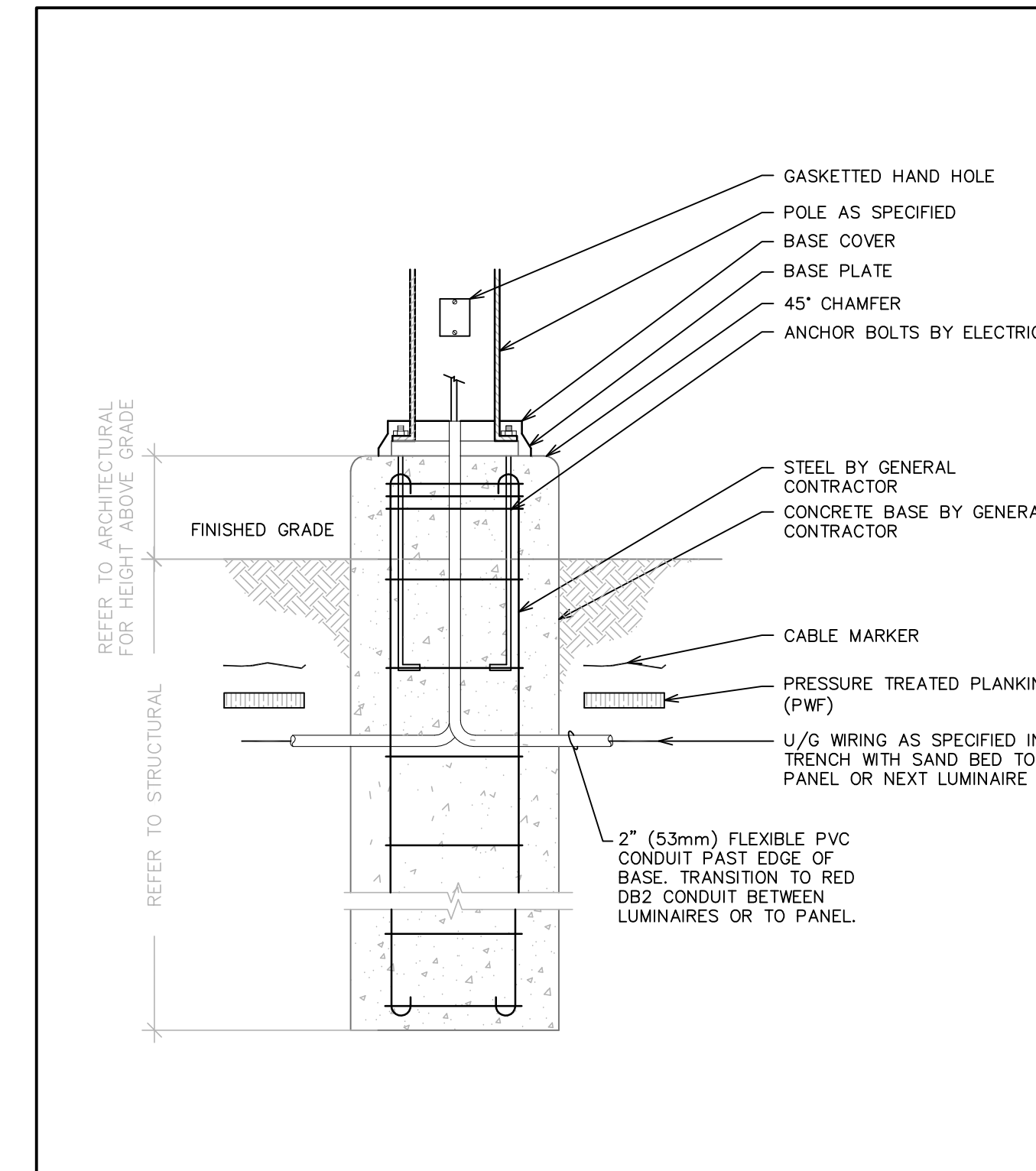
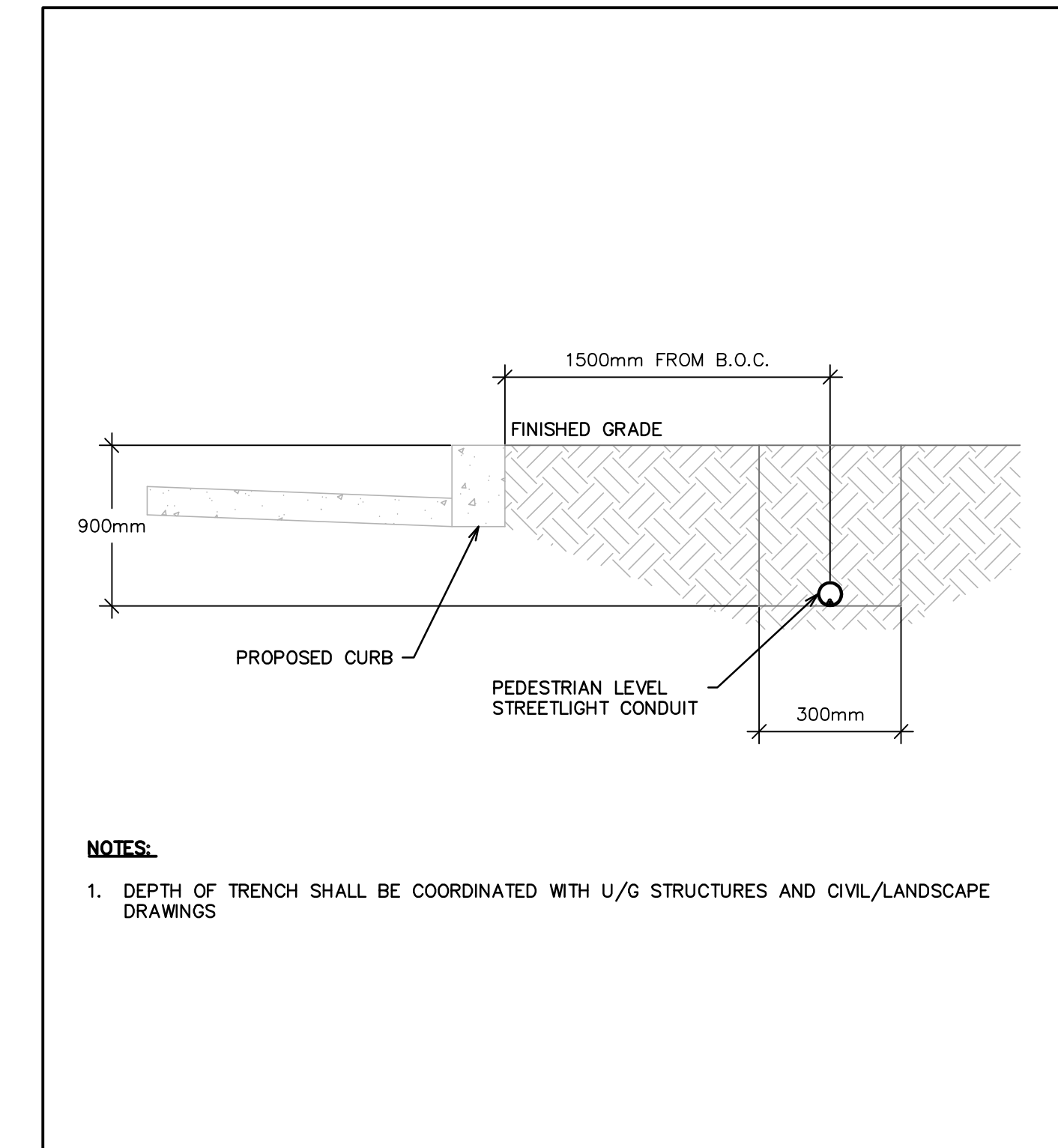


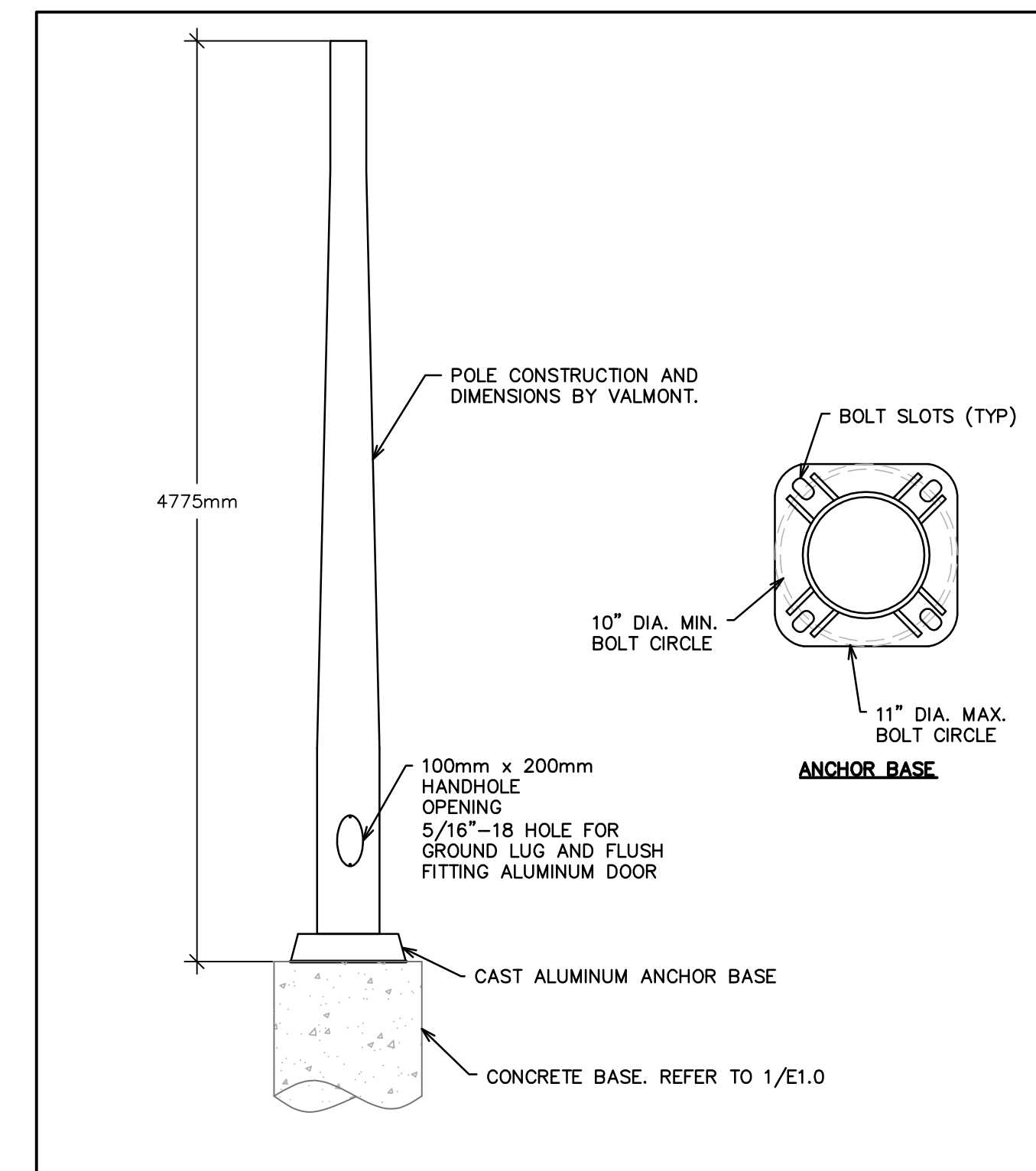
ELECTRICAL SYMBOL LEGEND	ELECTRICAL DRAWING LIST
<p>⊙^H POLE MOUNTED LUMINAIRE, TYPE 'H' AS SPECIFIED</p> <p>⊕^E INDICATES EXISTING DEVICE TO REMAIN</p> <p>--- INDICATES CONDUIT IN TRENCH</p> <p>◇ (TYP.) ELECTRICAL DRAWING NOTES</p> <p>⊠ BELOW GRADE HEAVY-DUTY PULLBOX - FLUSH TO FINISHED GRADE</p> <p>ABBREVIATIONS</p> <p>A - AMPERES</p> <p>AFG - ABOVE FINISHED GRADE</p> <p>BFG - BELOW FINISHED GRADE</p> <p>C - CONDUCTOR</p> <p>CNDT - CONDUIT</p> <p>DB - DIRECT BURIED</p> <p>E - EXISTING</p> <p>EC - EMPTY CONDUIT</p> <p>KVA - KILO VOLT-AMPERES</p> <p>KW - KILOWATTS</p> <p>LTG - LIGHTING</p> <p>MTD - MOUNTED</p> <p>MTG - MOUNTING</p> <p>NIC - NOT IN CONTRACT</p> <p>NTS - NOT TO SCALE</p> <p>TR - TRENCH</p> <p>TYP - TYPICAL</p> <p>V - VOLT</p> <p>WP - WEATHERPROOF</p>	<p>E1.0 ELECTRICAL SYMBOL LEGEND, DRAWING LIST & DETAILS</p> <p>E1.1 PACIFIC AVE - MAIN ST. TO LILY ST. - ELECTRICAL LAYOUT</p> <p>E1.2 ELECTRICAL SPECIFICATION</p> <p>NOTE: NOT ALL SYMBOLS SHOWN ON THIS LEGEND ARE NECESSARILY USED ON THIS PROJECT.</p>



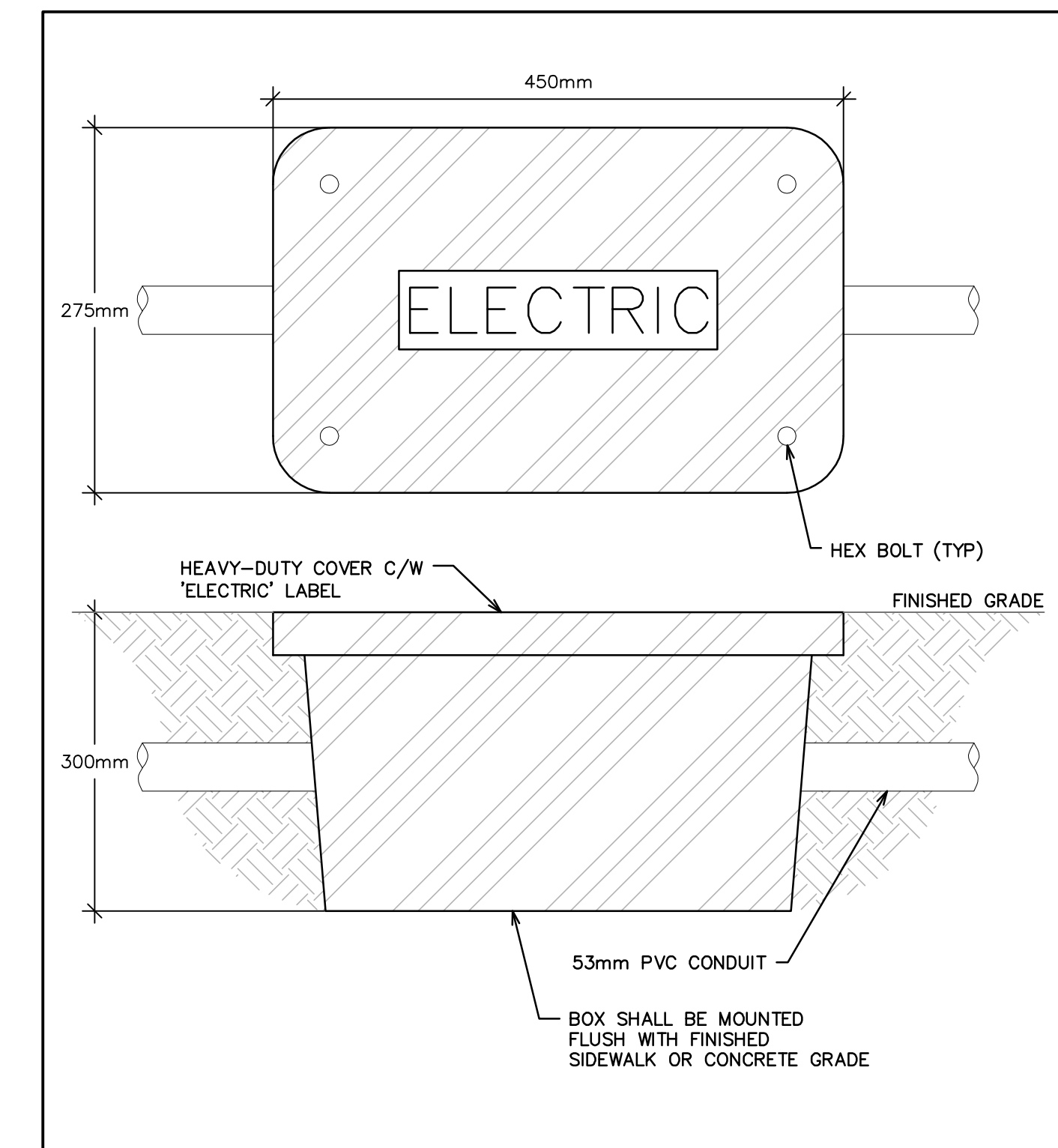
1 POLE MOUNTED LUMINAIRE BASE DETAIL
E1.0 SCALE: N.T.S.



2 PEDESTRIAN LEVEL STREET LIGHTING TRENCH SECTION
E1.0 SCALE: N.T.S.



3 POST-TOP LUMINAIRE POLE DETAIL
E1.0 SCALE: N.T.S.



4 HEAVY-DUTY BELOW GRADE PULL-BOX DETAIL
E1.0 SCALE: N.T.S.

File: 06_2017 - 2:46pm
H:\0300\0303\0303 Drawings\ELEC\0303-06 - E1.0.dwg - tab1.E1.0

NOTE:
These design documents are prepared solely for the use by the party with whom the design professional has entered into a contract and there are no representations of any kind made by the design professional to any party with whom the design professional has not entered into a contract.

APEGM
Certificate of Authorization
MCW/AGE Consulting
Professional Engineers
No. 589 Expiry: April 30, 2017

METRIC
WHOLE NUMBERS INDICATE MILLIMETRES
DECIMALIZED NUMBERS INDICATE METRES

LOCATIONS APPROVED UNDERGROUND STRUCTURES

SIGNED BY:	DATE:

LOCATION OF UNDERGROUND STRUCTURES AS SHOWN ARE BASED ON THE BEST INFORMATION AVAILABLE BUT NO GUARANTEE IS GIVEN THAT ALL EXISTING UTILITIES ARE SHOWN OR THAT THE GIVEN LOCATIONS ARE EXACT CONFIRMATION OF EXISTENCE AND EXACT LOCATION OF ALL SERVICES MUST BE OBTAINED FROM THE INDIVIDUAL UTILITIES BEFORE PROCEEDING

DESIGNED BY		CHECKED BY	
MJB	EG	MJB	EG
DRAWN BY		APPROVED BY	
MJB	EG	MJB	EG
HOR. SCALE		RELEASED FOR CONSTRUCTION	
1:250			
VERTICAL		DATE	
		03.02.2017	
NO.	REVISIONS	DATE	BY
2	ISSUED FOR TENDER	03/02/17	MJB
1	ISSUED FOR CITY OF WINNIPEG REVIEW	13/01/17	MJB

MCW / AGE
Consulting Professional Engineers
210-1871 Mainway Avenue
Winnipeg, Manitoba, R3H 0G4
Phone: (204) 779-7900 Fax: (204) 779-1119
E-Mail: mcw_age@mcw.com

10331-06

ENGINEER'S SEAL
GAMINKEL
2017-02-06
CONSULTANT ACAD DWG. NO.
E1.0

THE CITY OF WINNIPEG
PUBLIC WORKS DEPARTMENT
TRANSPORTATION DIVISION

CITY OF WINNIPEG
2017 NORTHEAST EXCHANGE DISTRICT
STREET RENEWAL: PACIFIC AVENUE
AND 1919 GENERAL STRIKE MONUMENT

ELECTRICAL SYMBOL LEGEND, DRAWING LIST & DETAILS

CITY DRAWING NUMBER
SHEET 1 OF 3

BID NO.
27-2017