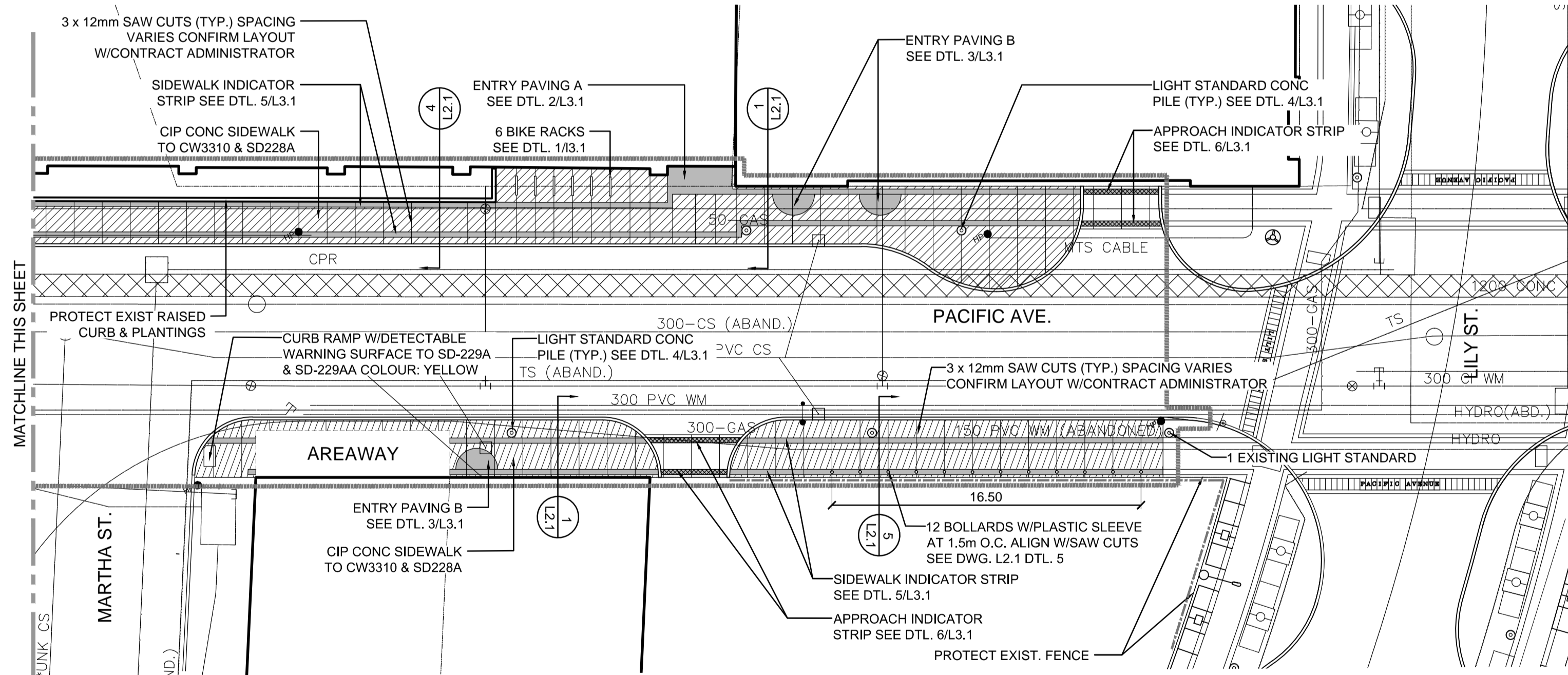
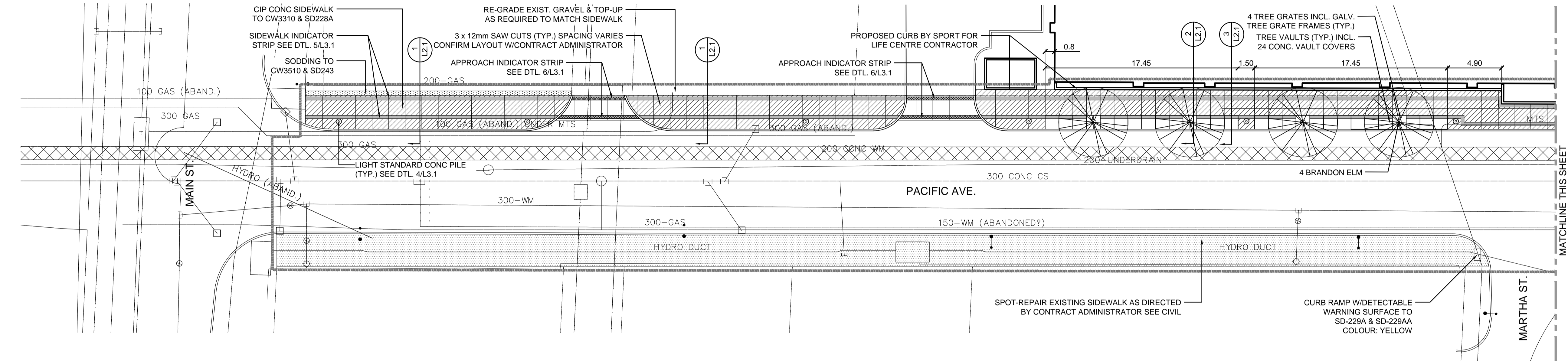
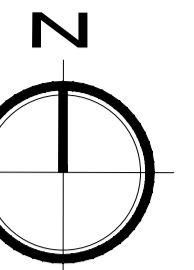


GENERAL NOTES

- REFER TO CIVIL ENGINEER'S DRAWINGS FOR DEMOLITION, LAYOUT AND GRADING INFORMATION.
- ALL UTILITIES ARE SHOWN AS INFORMATION ONLY. CONTRACTOR TO CONFIRM LOCATION OF ALL UTILITIES ON SITE PRIOR TO CONSTRUCTION.
- CONTRACTOR SHALL PROVIDE QUALIFIED CREW TO LAY OUT STREETSCAPING ELEMENTS. THE CREW SHALL BE EQUIPPED WITH ALL THE NECESSARY EQUIPMENT TO PROVIDE HORIZONTAL AND VERTICAL LAYOUT IN ACCORDANCE WITH THE DRAWINGS AND SPECIFICATIONS.
- CONTRACTOR TO STAKE OUT LOCATION OF ALL WORKS FOR REVIEW BY CONTRACT ADMINISTRATOR PRIOR TO ANY REMOVALS OR CONSTRUCTION.
- CONTRACTOR SHALL CONFIRM ALL DIMENSIONS ON SITE AND REPORT ANY DISCREPANCIES TO THE CONTRACT ADMINISTRATOR PRIOR TO CONSTRUCTION.
- DURING CONSTRUCTION CONTRACTOR TO PROTECT TO CITY OF WINNIPEG STANDARDS ALL EXISTING BUILDINGS & FEATURES, ABOVE & BELOW GROUND UTILITIES, PAVING, CURBS, SIDEWALKS, FENCING, BOLLARDS AND PLANTING MATERIAL, TO REMAIN. AREAS DAMAGED DURING CONSTRUCTION TO BE REPAIRED IN ACCORDANCE WITH CITY OF WINNIPEG STANDARD CONSTRUCTION SPECIFICATIONS AT NO COST TO THE CITY.
- CONTRACTOR IS RESPONSIBLE FOR ALL REMOVALS AS REQUIRED TO CONSTRUCT ALL WORKS AS SHOWN ON THE DRAWINGS. ALL ITEMS TO BE REMOVED MUST BE DISPOSED OF LEGALLY OFF SITE. ALL ITEMS DESIGNATED FOR RE-USE SHALL BE CAREFULLY REMOVED AND STOCKPILED IN A PROTECTED PLACE - SEE SPECIFICATIONS.
- ALL WORK TO BE DONE IN ACCORDANCE WITH CITY OF WINNIPEG STANDARD CONSTRUCTION SPECIFICATIONS UNLESS OTHERWISE INDICATED.

MATERIALS LEGEND:

- APPROX. LIMIT OF CONSTRUCTION
- CIP CONC SIDEWALK SIM TO CW3310 & SD228A SAW CUT 3 x 12 DEEP
- SPOT-REPAIR EXIST SIDEWALK AS DIRECTED BY CONTRACT ADMINISTRATOR SEE CIVIL
- SODDING
- CIP CONC CURB SEE CIVIL
- SIDEWALK INDICATOR STRIP SEE DTL. 5/L3.1
- APPROACH INDICATOR STRIP SEE DTL. 6/L3.1
- PEDESTRIAN LIGHT STANDARD SEE DTL. 4/L3.8 & ELECTRICAL
- STEEL BOLLARD W/PLASTIC SLEEVE SEE DWG. L2.1 DTL. 5



PLANT SPECIFICATION LIST

QTY	BOTANICAL / COMMON NAME	SIZE / REMARKS
4	<i>Ulmus americana</i> 'Brandon' / Brandon Elm	Single-stem 60mm cal. 12 major branches in well formed head 1.8m above grade, B & B, wire basket.

1 PACIFIC AVE - MATERIALS & PLANTING PLAN
SCALE: 1:200

SURVEY LEGEND:

WATERMAIN	ANCHOR	ANCHOR	
LAND DRAINAGE SEWER	#111	CIVIC ADDRESS	
WASTE WATER SEWER	⊕	IRON BAR	
HYDRO	⊕	LIGHT STANDARD	
M.T.S.	⊕	HYDRO POLE	
GAS	⊕	CURB RAMP	
SIGNALS	⊕	EDGE OF SIDEWALK	
MANHOLE	●	PROPERTY LINE	
CATCH BASIN	■	EDGE OF PAVEMENT	
CURB INLET	▽	MODIFIED BARRIER CURB	
UTILITIES ADJUSTED	△	BARRIER CURB	
PLUG	⊔	BARRIER CURB & GUTTER	
HYDRANT	⊕	EDGE OF CONCRETE	
VALVE	⊕	EDGE OF GRAVEL	
CURB STOP	⊕	SIDEWALK	
GROUND GRADE	230.99	CONCRETE	
PAVEMENT GRADE	31.00	ASPHALT	
LOT GRADE	31.00	ASPHALT OVERLAY	
EXISTING	LEGEND-PLAN	PROPOSED	EXISTING
	LEGEND-PLAN	PROPOSED	EXISTING
	LEGEND-PROFILE	PROPOSED	EXISTING

LOCATIONS APPROVED UNDERGROUND STRUCTURES

SIGNED BY: _____ DATE: _____

SUPV UG STRUCTURES: _____ DATE: _____

LOCATION OF UNDERGROUND STRUCTURES AS SHOWN ARE BASED ON THE BEST INFORMATION AVAILABLE BUT NO GUARANTEE IS GIVEN THAT ALL EXISTING UTILITIES ARE SHOWN OR THAT THE GIVEN LOCATIONS ARE EXACT CONFIRMATION OF EXISTENCE AND EXACT LOCATION OF ALL SERVICES MUST BE OBTAINED FROM THE INDIVIDUAL UTILITIES BEFORE PROCEEDING

NO.	REVISIONS	DATE	BY
2	ISSUED FOR TENDER	02/07/17	JH
1	ISSUED FOR UG STRUCTURES REVIEW	01/13/17	JH

HTFC
PLANNING & DESIGN
300-113 Broadway Avenue East, Winnipeg, MB R2S 0P2
PHONE: 204-944-3900

DESIGNED BY	JH	CHECKED BY	GM
DRAWN BY	JH	APPROVED BY	GM
HOR. SCALE	AS NOTED	RELEASED FOR CONSTRUCTION	
VERTICAL	AS NOTED		
DATE	01/13/17	DATE	01/13/17

THE CITY OF WINNIPEG
PUBLIC WORKS DEPARTMENT
ENGINEERING SERVICES DIVISION
CITY OF WINNIPEG

2017 NORTHEAST EXCHANGE DISTRICT
STREET RENEWAL: PACIFIC AVENUE
AND 1919 GENERAL STRIKE MONUMENT
MATERIALS & PLANTING PLAN

CITY DRAWING NUMBER: SHEET 1 OF 3
BID NO. 27-2017

CONSULTANT ACAD DWG. NO. L1.1

Feb 07 2017 - 4:41pm
 \\p01vnc01\file_server\2015\15-043\East Exchange Phase 3\ACAD\15-043\11 Layout.dwg - tab:L1.1 Pacific