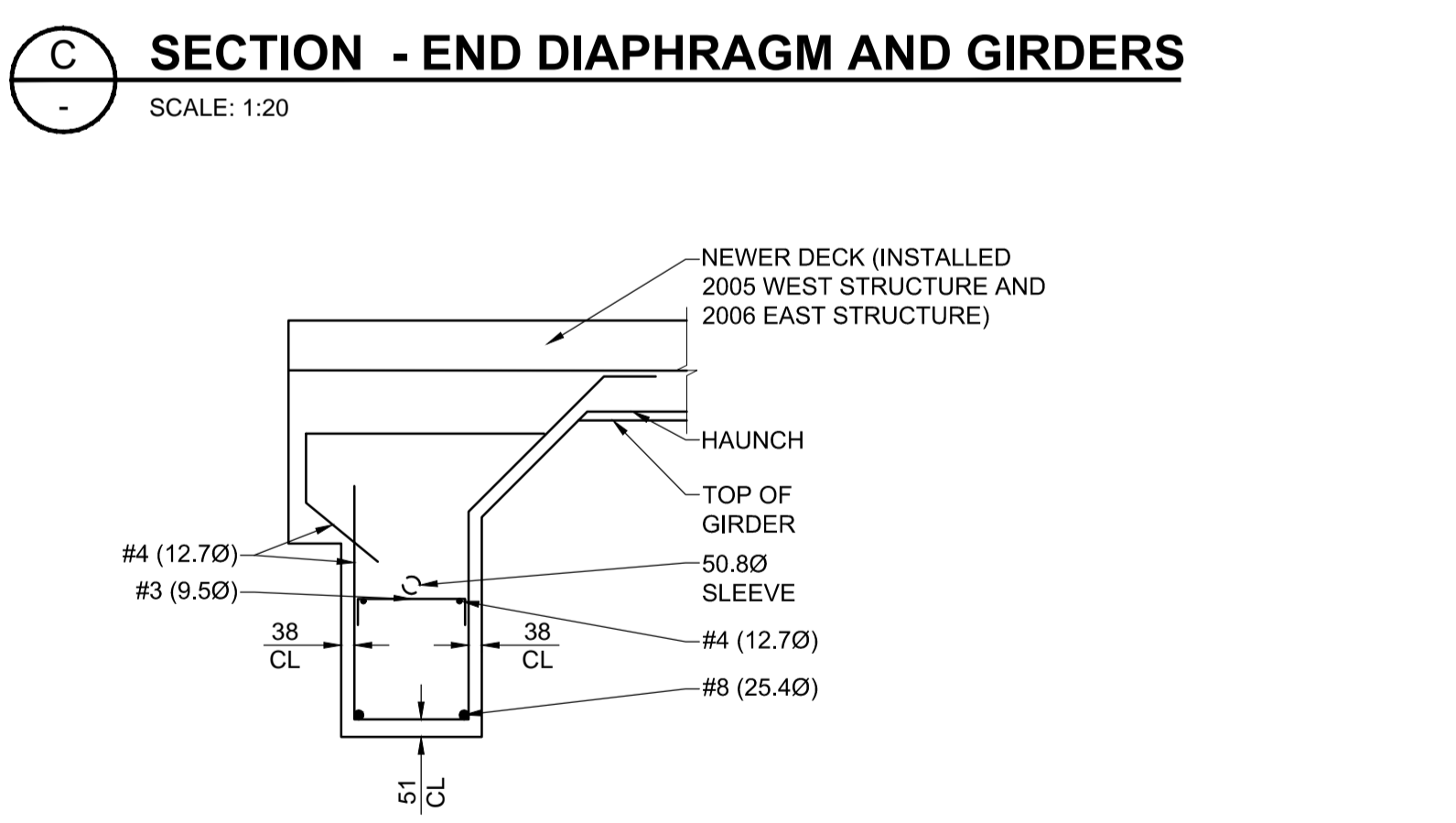
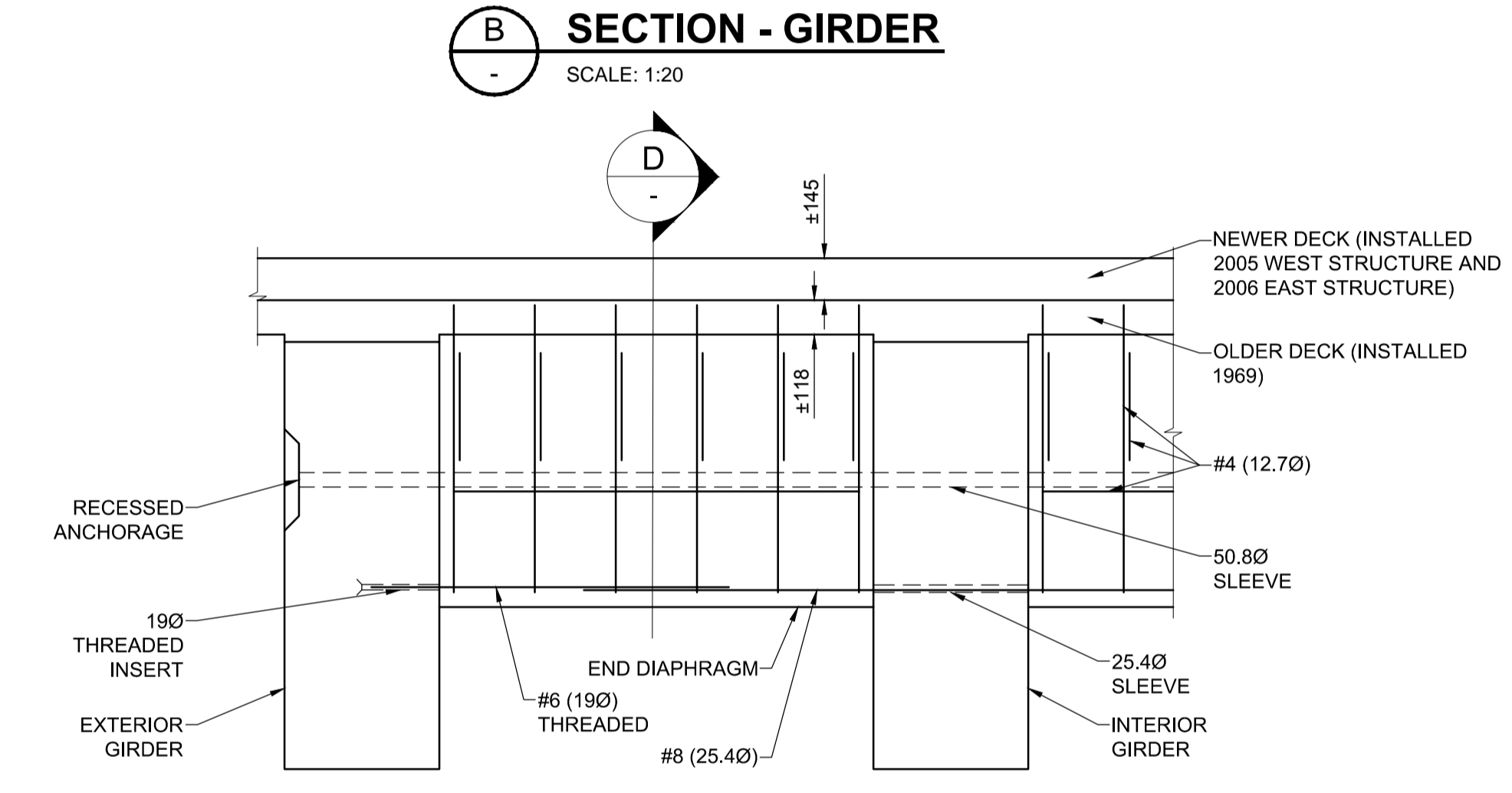
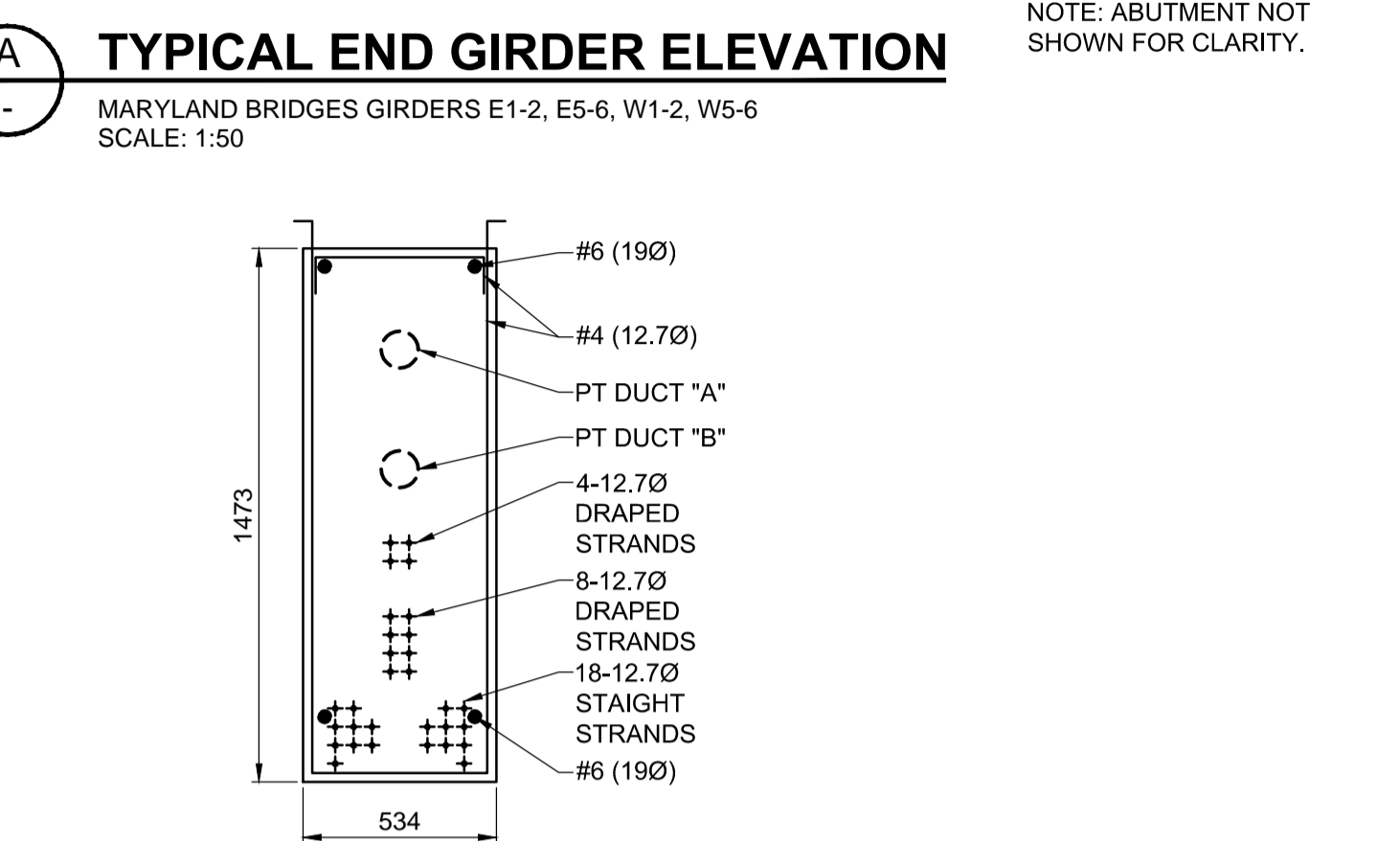
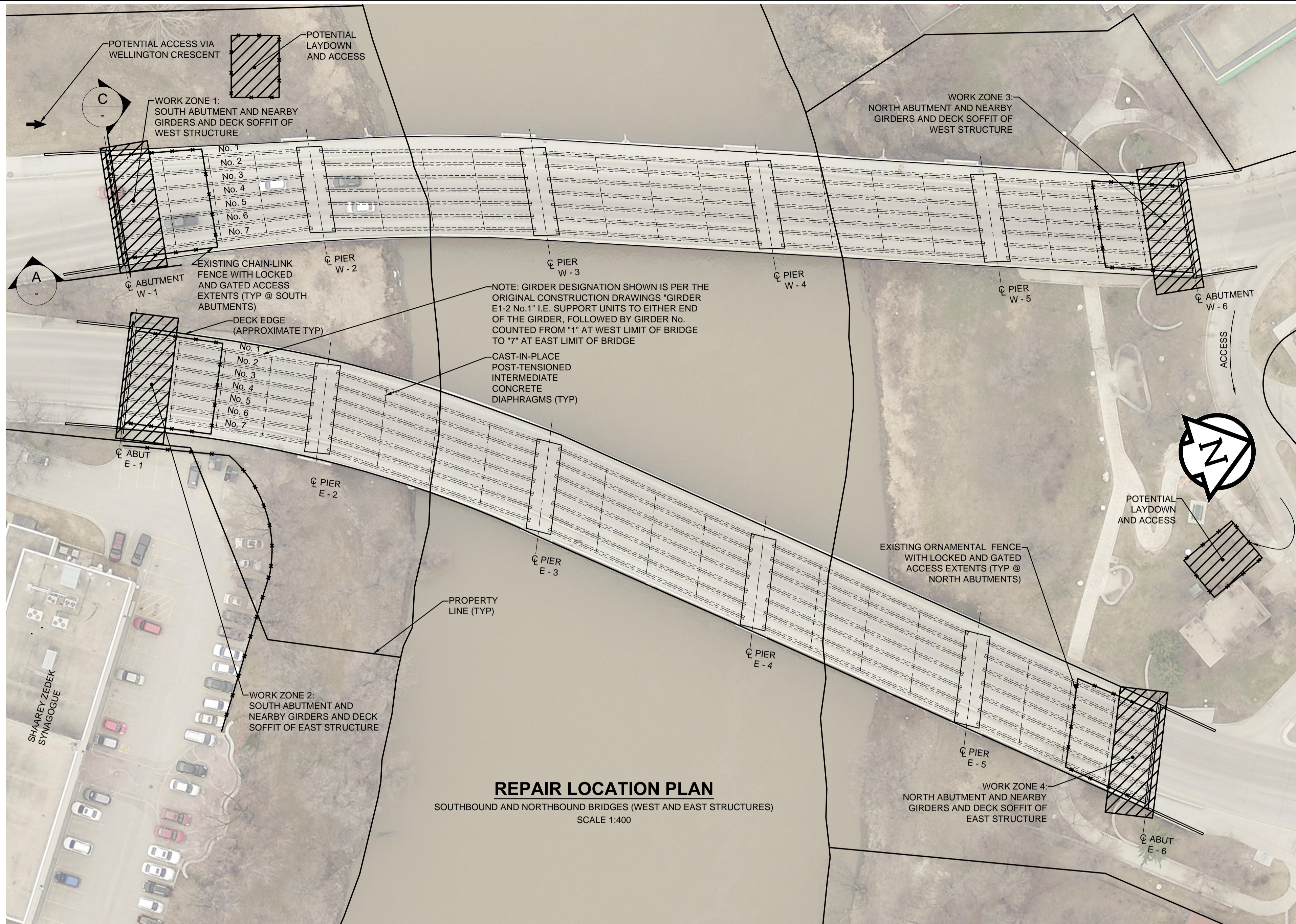


A1 SIZE 594mm x 841mm  
PLOT: 5/9/2017 4:45:42 PM  
FILE NAME: 5160850 Bridge works details.dwg, Saved By: aglarski



ESTIMATED QUANTITIES BY MAINTENANCE WORK TYPE & WORK ZONE NUMBER																			
	TYPE 1 (each) (HANDRAIL CURB DELAM AND SPALLING)		TYPE 2 (m <sup>2</sup> ) (DECK SOFFIT DELAM)		TYPE 3 (m <sup>2</sup> ) (LOW BACKWALL COVER)		TYPE 4 (m <sup>2</sup> ) (GIRDER END SPALLING)		TYPE 5 (m <sup>2</sup> ) (GIRDER SOFFIT DELAM AND SPALLING AT SHEAR BLOCK)		TYPE 6 (m <sup>2</sup> ) (END DIAPHRAGM DELAM)		TYPE 7 (m <sup>2</sup> ) (GIRDER SIDES DELAM)		TYPE 8 (m <sup>2</sup> ) (SHEAR BLOCK DELAM)		TYPE 9 (m <sup>2</sup> ) (FULL HEIGHT GIRDER DELAM)		
	DEFECT	ZINC	DEFECT	ZINC	DEFECT	ZINC	DEFECT	ZINC	DEFECT	ZINC	DEFECT	ZINC	DEFECT	ZINC	DEFECT	ZINC	DEFECT	ZINC	
WORK ZONE 1 (SW ABUTMENT)					1.10	1.50	0.15	13.00					0.10	1.00			0.75	10.60	
WORK ZONE 2 (SE ABUTMENT)			2.40	8.50	1.10	1.50	0.10	11.00	0.10	0.50	0.90	2.70	0.50	3.00	0.30	1.30			
WORK ZONE 3 (NW ABUTMENT)	5	0	1.90	6.30			0.35	11.00			0.70	2.10	0.90	3.00	0.10	1.30			
WORK ZONE 4 (NE ABUTMENT)	5	0	0.10	1.00			0.10	11.00	0.10	0.50			0.10	3.00	0.40	2.60			

NOTE: MAINTENANCE WORK TYPES ARE SHOWN ON SHEETS 04 THROUGH 07.



**LOCATION APPROVED**  
UNDERGROUND STRUCTURES

SUPR. U/G STRUCTURES COMMITTEE DATE

NOTE: LOCATION OF UNDERGROUND STRUCTURES AS SHOWN ARE BASED ON THE BEST INFORMATION AVAILABLE BUT NO GUARANTEE IS GIVEN THAT ALL EXISTING UTILITIES ARE SHOWN OR THAT THE GIVEN LOCATIONS ARE EXACT. CONFIRMATION OF EXISTENCE AND EXACT LOCATION OF ALL SERVICES MUST BE OBTAINED FROM THE INDIVIDUAL UTILITIES BEFORE PROCEEDING WITH CONSTRUCTION.

No.	REVISIONS	DATE	BY
1	ISSUED FOR TENDER	17/05/12	DAN

DESIGNED BY	AGG	CHECKED BY	DAN
DRAWN BY	MS	APPROVED BY	BE
HOR SCALE	AS SHOWN	RELEASED FOR CONSTRUCTION	
VERT SCALE	AS SHOWN		



**THE CITY OF WINNIPEG**  
PUBLIC WORKS DEPARTMENT  
ENGINEERING DIVISION

**MARYLAND TWIN BRIDGES**  
2017 MAINTENANCE WORKS

LOCATION PLAN & GENERAL ARRANGEMENT

CITY DRAWING NUMBER: B108-17-03  
SHEET 03 OF 07  
DRAWING No. 03 REV 1

BID OPPORTUNITY No. 377-2017