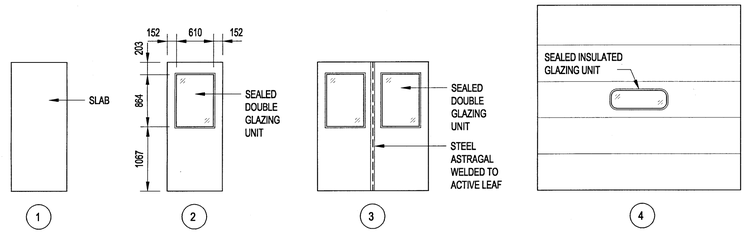

DOOR TYPES

SCALE: 1:50

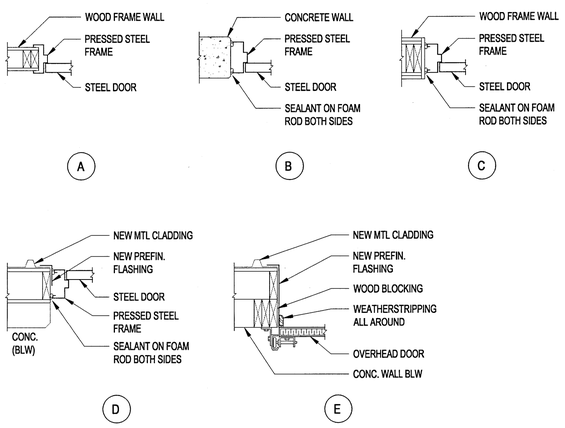

FRAME TYPES

SCALE: 1:15

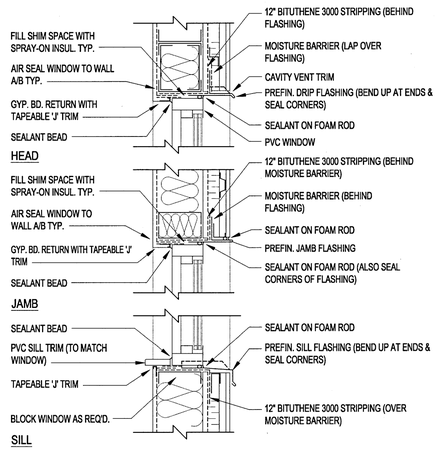

A / - WINDOW SECTION

SCALE: 1:10

DOOR SCHEDULE

DOOR NO.	DOOR SIZE	ELEV.	MAT'L.	CORE	FINISH	REMARKS	FRAME SECT.	FRAME MAT'L	FRAME FINISH	FRAME REMARKS	FIRE RATING (HOURS)	HINGES	PANIC PUSH BAR	LOCK SET	PASSAGE SET	PRIVACY LOCK	VERTICAL ROD	PUSHPULL	CLOSER	DOOR STOP	CHECK CHAIN	FLUSH BOLTS	ASTRAGAL	WEATHERSTRIP	AUTOMATIC SWEEP	THRESHOLD	GLAZING	KICKPLATE	SIGN	NO EXT. HRDWR.	ELECT. OPERATOR
D101	1016 x 2134 x 44	2	HM	INSUL	P	-	D	STL	P	-	-	●	●	●					●		●			●	●	●	●	●			●
D102	1016 x 2134 x 44	2	HM	INSUL	P	-	D	STL	P	-	-	●	●	●					●		●			●	●	●	●	●			
D103	3350 (W) x 3050 (H)	4	STL	INSUL	PF	OVERHEAD DOOR	E	STL	P	-	-																				●
D104	3350 (W) x 3050 (H)	4	STL	INSUL	PF	OVERHEAD DOOR	E	STL	P	-	-																				●
D105	1016 x 2134 x 44	2	HM	INSUL	P	-	D	STL	P	-	-	●	●	●					●		●			●	●	●	●	●			
D106	DBL 1219 x 2134 x 44	3	HM	INSUL	P	ACTIVE LEAF	D	STL	P	DR COORDINATOR, PARALLEL ARM MOUNTING (CLOSER) FOR 180° OPENING	-	●	●	●			●		●				●	●	●	●	●	●			
						INACTIVE LEAF	D	STL	P		-	●	●				●		●					●	●	●	●	●		●	
D107	1016 x 2134 x 44	1	HM	KHC	P	-	B/C	STL	P	-	1 1/2	●		●					●	●				●	●			●	●		
D108	1016 x 2134 x 44	1	HM	KHC	P	-	B/C	STL	P	-	1 1/2	●		●					●	●				●	●		●	●	●		
D109	914 x 2134 x 44	2	HM	KHC	P	-	A	STL	P	-	-	●		●					●	●							●	●	●		●
D110	DBL 812 x 2032 x 44	1	HM	KHC	P	ACTIVE LEAF	A	STL	P	-	-	●		●																	
						INACTIVE LEAF	A	STL	P	-	-	●										●									
D111	812 x 2032 x 44	1	HM	KHC	P	-	A	STL	P	-	-	●		●															●		
D112	914 x 2134 x 44	1	HM	KHC	P	-	A	STL	P	-	-	●		●						●					●			●	●		
D113	914 x 2134 x 44	1	HM	KHC	P	-	A	STL	P	-	-	●				●			●	●					●			●	●		●
D114	914 x 2134 x 44	1	HM	KHC	P	-	A	STL	P	-	-	●				●				●					●			●	●		
D115	610 x 2032 x 44	1	HM	KHC	P	-	A	STL	P	-	-	●		●															●		

WINDOW SCHEDULE

WIND. NO.	WINDOW SIZE	ELEV.	MAT'L	CORE	FINISH	REMARKS	FRAME SECT.	FRAME MAT'L	FRAME FINISH	FRAME REMARKS	FIRE RATING (HOURS)
W101	1829 x 1219	-	HM	INSUL	P	-	-	PS	P	-	-
W102	1829 x 1219	-	HM	INSUL	P	-	-	PS	P	-	-
W103	1829 x 1219	-	HM	INSUL	P	-	-	PS	P	-	-
W104	1219 x 1219	-	STL	-	P	-	-	STL	P	SIM. TO 'C'	1 1/2

LOCATION APPROVED
UNDERGROUND STRUCTURES

SUPV. U/G STRUCTURES COMMITTEE — DATE

NOTE:
LOCATION OF UNDERGROUND STRUCTURES AS SHOWN ARE BASED ON THE BEST INFORMATION AVAILABLE BUT NO GUARANTEE IS GIVEN THAT ALL EXISTING UTILITIES ARE SHOWN OR THAT THE GIVEN LOCATIONS ARE EXACT. CONFIRMATION OF EXISTENCE AND EXACT LOCATION OF ALL SERVICES MUST BE OBTAINED FROM THE INDIVIDUAL UTILITIES BEFORE PROCEEDING WITH CONSTRUCTION.

B.M.
ELEV.

NO.	REVISIONS	DATE	BY
0	ISSUED FOR TENDER	17/03/29	DJP

KGS GROUP CONSULTING ENGINEERS

DESIGNED BY	DJP	CHECKED BY	CMS
DRAWN BY	MBB	APPROVED BY	DJP
HOR. SCALE:	AS NOTED	RELEASED FOR CONSTRUCTION:	
VERTICAL:	AS NOTED		
DATE	16/12/15	DATE	

ENGINEER'S SEAL
PROVINCE OF MANITOBA
D.J. PETRAK
Member
24082
REGISTERED PROFESSIONAL ENGINEER

CONSULTANT DRAWING NO.
16-0107-010

Winnipeg
THE CITY OF WINNIPEG
WATER AND WASTE DEPARTMENT

PROJECT TITLE
4R WINNIPEG DEPOT
EAST WINNIPEG COMMUNITY RESOURCE RECOVERY CENTRE

DOOR SCHEDULE & NOTES

SHEET 13 OF 41
COMPUTER FILE NAME 16-0107-010
CONSULTANT DRAWING NUMBER B05

16-0107-010\16-0107-010_B03.dwg