


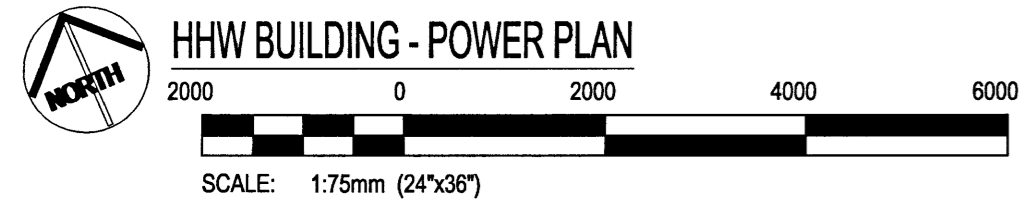
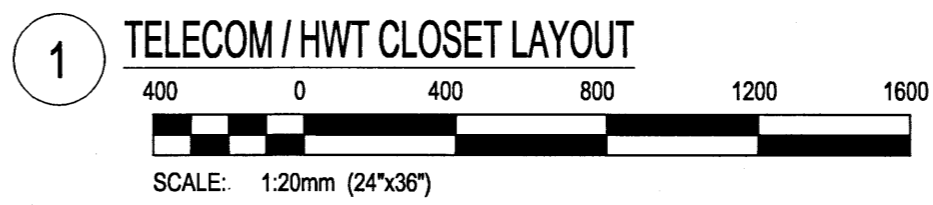
KEY PLAN
SCALE: N.T.S.

GENERAL NOTES:

- REFER TO MECHANICAL DRAWINGS FOR EXACT LOCATION OF MECHANICAL EQUIPMENT.

KEYNOTES:

- MOUNT THE DISCONNECT SWITCHES FOR THE CEILING MOUNTED EQUIPMENT LOCATED IN THE GARAGE AND RECEIVING/SORTING AREA ON THE CEILING. DISCONNECT SWITCHES FOR CEILING MOUNTED EQUIPMENT SHALL NOT BE LOCATED ON THE WALLS.
- PROVIDE BOLLARDS TO PROTECT THE TRANSFORMER. REFER TO STRUCTURAL DRAWING 605 FOR DETAILS.



LOCATION APPROVED UNDERGROUND STRUCTURES

SUPV. U/G STRUCTURES COMMITTEE DATE

NOTE:
LOCATION OF UNDERGROUND STRUCTURES AS SHOWN ARE BASED ON THE BEST INFORMATION AVAILABLE BUT NO GUARANTEE IS GIVEN THAT ALL EXISTING UTILITIES ARE SHOWN OR THAT THE GIVEN LOCATIONS ARE EXACT. CONFIRMATION OF EXISTENCE AND EXACT LOCATION OF ALL SERVICES MUST BE OBTAINED FROM THE INDIVIDUAL UTILITIES BEFORE PROCEEDING WITH CONSTRUCTION.

B.M. ELEV.	NO.	ISSUED FOR TENDER	DATE	BY
	0	ISSUED FOR TENDER	17/03/14	C.L.S.
		REVISIONS	DATE	BY

KGS GROUP CONSULTING ENGINEERS

DESIGNED BY	CLS	CHECKED BY	CLS
DRAWN BY	SDC	APPROVED BY	CLS
HOR. SCALE:	AS NOTED	RELEASED FOR CONSTRUCTION:	
VERTICAL:	AS NOTED	DATE	

ENGINEER'S SEAL

CONSULTANT PROJECT NO.
16-0107-010

Winnipeg
THE CITY OF WINNIPEG
WATER AND WASTE DEPARTMENT

PROJECT TITLE
4R WINNIPEG DEPOT
EAST WINNIPEG COMMUNITY RESOURCE RECOVERY CENTRE

HHW BUILDING - POWER PLAN

SHEET	29	OF	41
COMPUTER FILE NAME	16-0107-010		
CONSULTANT DRAWING NUMBER	E04		